


**UNITED STATES
DEPARTMENT OF THE INTERIOR
BUDGET ESTIMATES, F.Y. 1988**



BUREAU OF INDIAN AFFAIRS



United States Department of the Interior

BUREAU OF INDIAN AFFAIRS
WASHINGTON, D.C. 20245

IN REPLY REFER TO:

Financial Management

SEP 2 1986

Memorandum

To: Recipients of Bureau of Indian Affairs FY 1988
Budget Estimate Document

From: Acting Assistant Director, Financial Management

Subject: Confidentiality of the FY 1988 Budget Estimates

Attached, for your personal information is a copy of the FY 1988 Budget Estimates for the Bureau of Indian Affairs. The amounts proposed are those used in the budget request to the Office of Management and Budget (OMB).


This document and all other materials related to the decision process on FY 1988 budget requirements, are not to be released or discussed outside the Bureau, except for normal coordination with other Federal Agencies directly affected by the budget. The Executive Branch policy as stated in OMB Circular A-10 is that the Budget Estimates or funding amounts contained therein are internal, administratively confidential working documents. The general policy is that such material is not to be released to anyone outside of the Executive Branch until after the fiscal year to which it pertains has ended. Recipients of this document are responsible for maintaining the confidentiality of the information. This document should not be reproduced.

The funding and staffing recommendations in the Budget Estimates reflect the Secretary's decisions and are subject to revision as the FY 1988 budget process continues. Changes in FY 1988 requirements may also result from Congressional decisions on the pending FY 1987 appropriations request.

Questions on the Budget Estimates should be addressed to Gary Rogers, Division of Program Development and Implementation (343-3641).

Attachment

**UNITED STATES
DEPARTMENT OF THE INTERIOR
BUDGET ESTIMATES, F.Y. 1988**



BUREAU OF INDIAN AFFAIRS

DEPARTMENT OF THE INTERIOR
BUREAU OF INDIAN AFFAIRS

Budget Estimates, Fiscal Year 1988
OMB Submission

Table of Contents

<u>Item</u>	<u>Page Number</u>
Organizational Chart.....	BIA- 1
General Statement.....	BIA- 2
Budget Authority and Outlays.....	BIA- 8
Analysis of resources - Bureau summary.....	BIA- 10
Statement of personnel resources.....	BIA- 13
Rental payments to GSA.....	BIA- 14
<u>Appropriation: Operation of Indian Programs</u>	
Analysis of resources - appropriation account.....	BIA- 15
Appropriation summary statement.....	BIA- 16
Summary of requirements.....	BIA- 17
Justification of adjustments to base and built-in changes.....	BIA- 20
Justification of program and performance by activity:	
Education:	
School Operations.....	BIA- 23
Continuing Education.....	BIA- 39
Education Enrichment and Advancement Programs.....	BIA- 48
Indian Services:	
Tribal Government Services.....	BIA- 51
Social Services.....	BIA- 58
Law Enforcement.....	BIA- 65
Self-Determination Services.....	BIA- 69
Navajo-Hopi Settlement Program.....	BIA- 78
Economic Development and Employment Programs:	
Employment Development.....	BIA- 80
Business Enterprise Development.....	BIA- 85
Road Maintenance.....	BIA- 93
Natural Resources Development:	
Forestry and Agriculture.....	BIA- 95
Minerals, Mining, Irrigation and Power.....	BIA- 119
Trust Responsibilities:	
Indian Rights Protection.....	BIA- 132
Real Estate and Financial Trust Services.....	BIA- 144
Facilities Management.....	BIA- 156
General Administration:	
Management and Administration.....	BIA- 160
Automatic Data Processing Services.....	BIA- 173
Employee Compensation Payments.....	BIA- 179
Program Management.....	BIA- 181
Consolidated Training Program.....	BIA- 183
Tribe Agency Operations.....	BIA- 189

DEPARTMENT OF THE INTERIOR
BUREAU OF INDIAN AFFAIRS

Budget Estimates, Fiscal Year 1988
OMB Submission

Table of Contents

<u>Item</u>	<u>Page Number</u>
<u>Operation of Indian Programs (Continued)</u>	
Summary of requirements by object class.....	BIA- 230
Appropriation Language.....	BIA- 231
Program and financing schedule.....	BIA- 233
Object classification schedule.....	BIA- 235
Personnel summary.....	BIA- 236
Report on status of debt collection (exhibit 51A).....	BIA- 237
<u>Appropriation: Construction</u>	
Analysis of resources - appropriation account.....	BIA- 238
Analysis of budgetary resources by activities.....	BIA- 239
Justification of program and performance by activity:	
Buildings and Utilities:	
General Justification.....	BIA- 241
Justifications by project categories.....	BIA- 244
Irrigation:	
General Justification.....	BIA- 247
Justifications by Project	BIA- 247
Housing:	
General Justification.....	BIA- 253
Appropriation language.....	BIA- 257
Program and financing schedule.....	BIA- 261
Object classification schedule.....	BIA- 262
Personnel summary.....	BIA- 263
<u>Appropriation: Road Construction</u>	
Analysis of resources - appropriation account.....	BIA- 264
Analysis by activity.....	BIA- 265
Justification of program and performance.....	BIA- 266
Appropriation Language.....	BIA- 268
Program and financing schedule.....	BIA- 270
Object classification schedule.....	BIA- 271
Personnel summary.....	BIA- 271
<u>Appropriation: Eastern Indian Land Claims Settlement Fund.....</u>	BIA- 273
<u>Appropriation: Alaska Native Escrow Account.....</u>	BIA- 275
<u>Appropriation: 1982 Indian Claims Limitation Act Settlement.....</u>	BIA- 277
<u>Administrative Provisions.....</u>	BIA- 284
<u>Appropriation: Miscellaneous Appropriations.....</u>	BIA- 286
<u>Appropriation: Operation and Maintenance of Quarters.....</u>	BIA- 292
<u>Appropriation: Revolving Fund for Loans.....</u>	BIA- 296
Report on debt collection (exhibit 51A).....	BIA- 305

DEPARTMENT OF THE INTERIOR
BUREAU OF INDIAN AFFAIRS

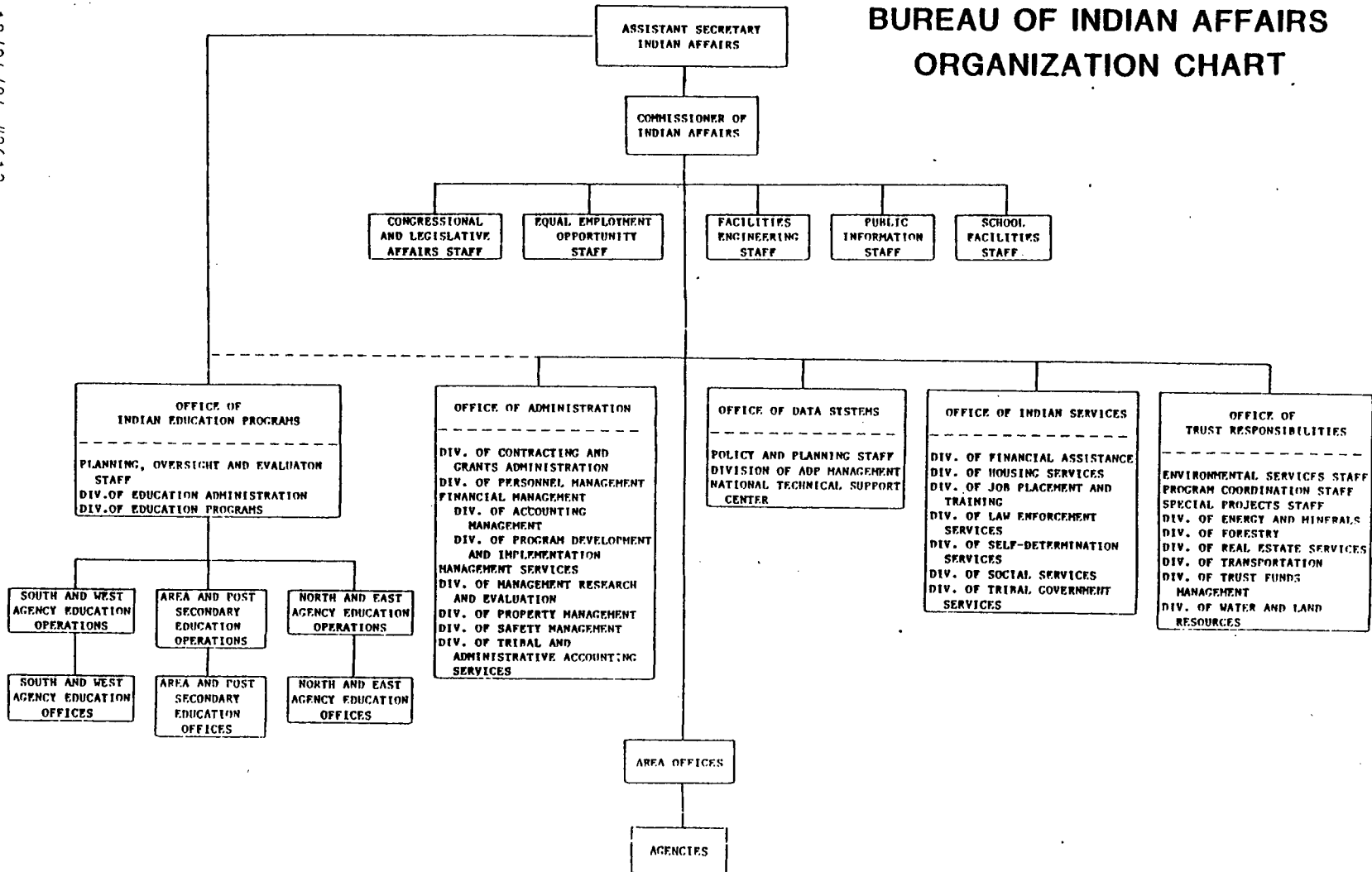
Budget Estimates, Fiscal Year 1988
OMB Submission

Table of Contents

<u>Item</u>	<u>Page Number</u>
<u>Appropriation: Liquidation of Hoonah Housing Project Rev. Fund....</u>	BIA- 306
<u>Appropriation: Indian Loan Guaranty and Insurance Fund.....</u>	BIA- 308
<u>Trust Funds:</u>	
Papago Cooperative Fund.....	BIA- 319
Miscellaneous Trust Funds.....	BIA- 321
Tribal Trust Funds.....	BIA- 323
<u>Appendices:</u>	
FY 1987 Supplemental - 1982 Indian Claims Limitation Act Sett.	BIA- 333
FY 1987 Supplemental - Fire Suppression and Emergency Rehab...	BIA- 343
Report on obligations for information technology systems (exhibit 43A).....	BIA- 347
Major information technology acquisition plans (exhibit 43B)..	BIA- 351
Report on Agency debt collection level of effort (exhibit 51B)	BIA- 362

SUMMARY

BUREAU OF INDIAN AFFAIRS ORGANIZATION CHART



12/24/84 #2612
Replaces 6/8/83 #2502

BIA-1

GENERAL STATEMENT

The Bureau of Indian Affairs was created in the War Department in 1824 and in 1849 was transferred to the Department of the Interior. The history of the relationship between Indian tribes and the U. S. Government reveals that the mission of the BIA was founded on a government-to-government relationship and a trust responsibility emanating from treaties and other agreements with Native groups. The Bureau, therefore, as an agent of the U. S. Government, recognizes a fundamental responsibility to American Indian tribes, Alaska Native groups, and the tribal form of government. The Bureau's mission is presently viewed as three-fold: (1) to recognize and preserve the inherent rights of tribal self-government, to strengthen tribal capacity for self-government, and to provide resources for tribal government programs; (2) to protect the rights of Indian people in dealing with other governmental entities and the private sector; and (3) to fulfill and execute the Federal Government's responsibility for trust resources and property.

The Snyder Act of 1921 (42 Stat. 208; 25 U.S.C. 13) provides substantive law for appropriations covering the activities of the Bureau of Indian Affairs. The scope and character of the authorizations contained in this Act were broadened by the Indian Reorganization Act of 1934 (45 Stat. 984; 25 U.S.C. 461 et seq.); by the Indian Financing Act of 1974 (88 Stat. 77; 25 U.S.C. 1451 et seq.); by the Indian Self-Determination and Education Assistance Act 1975 (88 Stat. 2203; 25 U.S.C. 450); by Title XI of the Elementary and Secondary Education Amendments Act of 1978 (92 Stat. 2316; 25 U.S.C. 2001 et seq.); by the Indian Child Welfare Act of 1978 (92 Stat. 3069; 25 U.S.C. 1901 et seq.); and by the Tribally Controlled Community College Assistance Act of 1978 (85 Stat. 646; 25 U.S.C. 640a).

The Bureau of Indian Affairs is headquartered in Washington, D.C. but the majority of headquarters staff is located in Albuquerque, New Mexico with smaller staff contingents located in other western states. The Bureau has 12 area offices, 83 agencies, 2 sub-agencies, 6 field stations, 3 irrigation project offices, 3 post-secondary institutions, 58 day schools, 46 boarding schools, 68 contract schools and 8 dormitories. It provides services to 765,000 Indians, Eskimos, and Aleuts with this clientele in 30 states. The Bureau carries out the government-to-government functions for the Federal Government with 309 Indian tribes in the "lower 48 states" and with 197 Alaska Native Organizations. The Bureau administers 42,385,031 acres of tribally owned and 10,226,180 acres of individually owned land which is held in trust status. It also administers 442,755 acres of Federally owned land.

The summary on the following page provides a comparison between the 1987 President's Budget and the 1988 request (dollar amounts in thousands):

SUMMARY TABLE

<u>Appropriation</u>	FY 1987 President's Budget	FY 1988 Estimate	(+)(-) Difference	Permanent Employment 6/30/86
<u>Federal Funds:</u>				
Operation of Indian Program.\$ (FTE/T)	887,060 (12,375)	910,764 (12,308)	+23,704 (-67)	7,748
Construction.....\$ (BIA FTE/T)	59,155 (149)	101,434 (149)	+42,279 (--)	205
(Non-Add Allocation to BurRec FTE/T)	[10]	[--]	[-10]	11
Road Construction.....\$ (Reimbursable FTE/T)	-- (33)	1,000 (33)	+1,000 (--)	22
(Allocation fr. FHWA FTE/T)	(682)	(682)	(--)	476
Indian Claims Limitation Acts Settlements.\$	8,674 (33)	3,368 (33)	-5,306 (--)	
Revolving Fund for Loans....\$	--	9,000	+9,000	
Indian Loan Guaranty and Insurance Fund.....\$	<u>2,485</u>	<u>4,985</u>	<u>+2,500</u>	
Sub-Total, Appropriations Requested.....\$ (FTE/T)	957,374 (13,272)	1,030,551 (13,205)	+73,177 (-67)	
<u>Permanent and Trust Funds:</u>				
Miscellaneous Permanents....\$ (FTE/T)	54,000 (469)	43,000 (489)	-11,000 * (+20)	343
Trust Funds.....\$	432,807	444,898	+12,091	
Other Trust Funds.....\$	--	20,000	+20,000 *	
Cooperative Fund (Papago)...\$	1,736	2,021	+285	
Quarters O&M.....\$ (FTE/T)	9,000 (20)	--	-9,000 * (-20)	
Budget Authority, <u>Total BIA</u> \$ (FTE/T)	1,454,917 (13,761)	1,540,470 (13,694)	+85,553 (-67)	8,805 **

* Miscellaneous Permanents now includes Quarters (\$9,000,000) and Operation & Maintenance of Indian Irrigation Systems (\$20,000,000) has been transferred from Miscellaneous Permanents to Other Trust Funds.

** As of this date, there are approximately 2,500 permanent employees (primarily teachers, aids, and other school operations support staff) in furlough status.

Highlights of the FY 1988 BIA Funding Request

The fiscal year 1988 budget request for the Bureau of Indian Affairs reflects two important initiatives: increased input by tribal governments in budget formulation and increased use of private resources in BIA operations.

Prior to this funding request, the Assist Secretary for Indian Affairs formally solicited recommendations from tribal leaders on what they saw as national priorities for the overall 1988 BIA budget. This was in addition to tribal input through the Indian Priority System, which directly involves tribal governments in formulating local funding priorities on roughly one-third of the BIA budget. Final budget proposals for 1988 funding will be based on tribal recommendations.

A furtherance of tribal input is the tribe/agency operations line item, which first appeared in the BIA's 1987 funding request. Inherent in a tribal government's ability to meet the needs of its people is the right to self-determination. Tribes are given increased flexibility in directing funds on a local level by consolidating BIA funds for tribe/agency operations into one line item. In the FY 1988 request, the BIA has increased the tribe/agency operations base by more than \$8.0 million, thereby providing greater opportunity for tribal self-governance.

The second facet of the BIA's 1988 budget initiative will be increased contracts with private institutions, which offer state-of-the-art solutions to complicated BIA activities. These contracts would increase the efficiency and effectiveness of BIA programs.

The proposed increase in financial trust services is an example of this second initiative. The BIA has proposed to contract with an outside financial institution, which will concentrate management of a complex trust fund into one system. The benefits of this contract include cash consolidation, improved record keeping and a more effective and efficient trust fund management service. This move, as in other contract situations, would provide better information for the constituency and improve the quality of service. The BIA has an obligation to improve the quality of services it provides for Indians while upholding its trust responsibilities.

The budget, as presented, represents one which will support the two themes outlined above. It also supports those efforts which are needed to fully meet trust requirements and to build upon those programs which are operated to improve the social and economic status of all Indians.

Overall, the FY 1988 BIA funding request contains increases in education, Indian services, economic development, natural resources, trust responsibilities, construction, and administration. These funds are needed not only to meet increasing demand for services but also to support the Indian people and Alaskan Natives in their drive toward self-determination.

Comprehensive summary tables covering funding and FTE have been included as appendices to this request. The tables detail all funding and FTE changes being proposed. The significant increases/decreases in funding and FTE are:

Continuing Education. +\$500,000 to provide endowments to Tribally Controlled Community Colleges in compliance with provisions of P.L. 98-192.

Education Enrichment and Advancement Program. +\$1,500,000 to fund all graduate students who meet the Bureau's criterion for eligibility and need.

New Tribes. +\$6,000,000 to fund five new tribes with an estimated membership of 7,000 individuals.

Special Tribal Courts. +\$1,000,000 to increase funding for eight existing tribal courts and to contract for three multi-tribal appellate court systems.

Social Services. +\$340,000 and 13 FTE to complete the quality control staff at central and area offices primarily to insure integrity of the general assistance grant program.

Special Law Enforcement. +\$1,800,000 to upgrade equipment, communications, systems, and to maintain a narcotics force in an effort to eliminate narcotic activities on reservations.

Self-Determination Training and Technical Assistance. -\$568,000 to eliminate funding for the Tribal Accounting and Administrative Services (TAAS) staff which was abolished in FY 1986.

Small Tribes Initiative. +\$1,179,000 to fund an additional 37 core management grants and to increase grant funding levels.

Contract Support Funding. +\$2,000,000 to cover the indirect costs for new FY 1988 contracts totalling more than \$15,000,000.

Adult Vocational Training. +\$500,000 to train Bureau and tribal staffs in the "workfare" concept and for implementation costs.

Navajo/Hopi Settlement Program. -\$931,000 because of reduced activity in nearing the completion of the project.

Credit and Financing. +\$2,500,000 to provide additional training and technical assistance and to fund contracts with the private sector for business development centers.

Road Maintenance. +\$500,000 to do asphalt sealing work on recently constructed roads as a preventative measure in properly maintaining and preserving the roads.

Indian Integrated Resources Information Program. +\$1,000,000 is proposed to complete additional thematic map equivalents, to provide training, and to provide a more complete national data base of resource records maintained by the Bureau.

Prairie Dog Control. -\$336,000 is a planned decrease for cleanup and range restoration in the five year plan to eradicate prairie dogs on the Pine Ridge Reservation.

Noxious Weeds and Soil Erosion. +\$1,000,000 is proposed to initiate a noxious weed control program and to design treatment measures to prevent further infestation of weeds.

Forestry. +\$3,750,000 to continue the forest development activity at an accelerated rate on trust lands.

Water Resources. +\$1,500,000 is proposed to provide "seed" monies on 20 reservations to promote water resources technical capabilities in order for tribes to adequately manage and develop their water resources.

Environmental Quality Services. +\$1,420,000 is proposed to provide \$300,000 and 5 FTE to establish environment and archeological positions at central and area offices and to provide \$1,120,000 for hazardous waste to perform remedial investigations and feasibility studies on three sites.

Attorneys Fees. -\$350,000 is proposed based on past years funding needs.

Trust Services General. +\$100,000 and +2 FTE is proposed for central office staff to meet program management needs, specifically in the areas of policy and analysis.

Land Records Improvement. +\$2,000,000 is proposed to begin a total update of the land records information system (LRIS).

Land Titles and Records Offices. +\$531,000 will be used to upgrade service delivery of the five offices which manage land title records maintenance for the entire Bureau.

Financial Trust Services +\$2,600,000 will be used to fully contract with a private financial institution all collection, deposit, investment and disbursement activities connected with tribal/individual trust funds.

Facilities Management. -\$649,000 is the proposed net decrease. An increase of \$1,546,000 and +26 FTE is proposed for area office operations. An increase of \$550,000 is proposed for new facilities. A decrease of \$2,745,000 and 26 FTE for existing facilities is a savings resulting from demolition and consolidations.

Records Management. +\$500,000 is proposed to do the preliminary work for and then to implement an automated centralized records management system for the Bureau.

Payroll/Personnel Services automated system. +\$1,287,000 to meet fixed cost needs of the Interior's centralized system.

ADP Services. net +\$1,350,000 and +13 FTE is proposed for software development and training, hardware requirements and systems improvement costs. These increases are partially offset by decreases in decentralized systems support, small computer pilot projects, and equipment acquisition.

Consolidate Training Program. +\$1,650,000 and + 6 FTE is proposed to allow increased participation in a wider variety of training programs to be offered.

Tribe/Agency Operations. +\$8,697,000 is proposed to provide all tribes an approximate increase of 3% in their base funding to offset inflation.

Construction B&U. +\$19,640,000 is proposed to construct Turtle Mountain Middle School (+\$8,400,000) and to stabilize the deterioration rate of all buildings (+\$11,240,000).

Dam Safety. +\$10,412,000 is proposed to accelerate modification analysis and modifications on dams found to be seriously deficient in meeting safety standards.

Housing. +\$13,427,000 will provide for construction of 277 new homes; payments on 258 units, and 271 additional repairs.

Road Construction. +\$1,000,000 is proposed to assist Indian owned road construction contractors to become better managers.

Revolving Fund for Loans. +\$9,000,000 is proposed to make available the total authorization of funds for this program.

Loan Guaranty. +\$2,500,000 is proposed to pay interest subsidies, to provide management and technical assistance, and to cover defaulted loan losses.

1982 Indian Claims Limitation Act Settlements. +\$3,368,000 and +33 FTE is proposed to administer the White Earth Land Settlement and Old Age Assistance. Funds to conduct this program are initially requested in an FY 1987 supplemental which is part of this submission.

DEPARTMENT OF THE INTERIOR

BUREAU OF INDIAN AFFAIRS

Budget Authority and Outlays (in thousands of dollars)

Account and Function Code	Budget Authority			Outlays		
	1986 Enacted	1987 Estimate	1988 Estimate	1986 Estimate	1987 Estimate	1988 Estimate
<u>FEDERAL FUNDS</u>						
<u>GENERAL AND SPECIAL FUNDS:</u>						
Operation of Indian Programs.....999	882,779	887,060	910,764	908,072	863,000	927,107
Construction						
Appropriations.....452	103,318	59,155	101,434	105,000	98,000	106,000
Road Construction.....452	-0-	---	1,000	3,168	2,343	1,850
Operation and Maintenance of Quarters.....303	8,000	9,000	---	4,500	10,000	---
Eastern Indian Land Claims Settlement Fund.....806	---	---	---	---	---	---
Utah Paiute Trust Funds.....806	---	---	---	---	---	---
Payment to Alaska Escrow Account.806	7,493	---	---	7,493	---	---
1982 Indian Claims Limit. Act Settlement.....806	---	8,674	3,368	---	8,600	3,082
Miscellaneous Permanent Appro. (Indefinite Special Funds).....452	50,914	54,000	43,000	40,744	48,600	43,000
<u>PUBLIC ENTERPRISE FUNDS:</u>						
Revolving Fund for Loans.....452	--	--	9,000	2,146	4,473	9,000
Loan Guaranty.....452	2,103	2,485	4,985	9,979	6,627	7,900
Liq. of Hoonah Housing.....452	--	--	--	15	--	--
TOTAL FEDERAL FUNDS.....	1,054,607	1,020,374	1,073,551	1,081,117	1,041,643	1,097,939

Budget Authority and Outlays (in thousands of dollars)

Account and Function Code	Budget Authority			Outlays		
	1986 Enacted	1987 Estimate	1988 Estimate	1986 Estimate	1987 Estimate	1988 Estimate
<u>TRUST FUNDS</u>						
Papago Cooperative Fund....452	1,490	1,736	2,021	---	---	---
Tribal Trust Funds						
Current, definite.....452	4,000	1,000	---	4,000	1,000	---
Permanent, indefinite.....452	423,861	431,807	464,898	351,000	388,526	420,408
TOTAL TRUST FUNDS.....	429,351	434,543	466,919	355,000	389,526	420,408
TOTAL FEDERAL AND TRUST FUNDS.	<u>1,483,958</u>	<u>1,454,917</u>	<u>1,540,470</u>	<u>1,436,117</u>	<u>1,431,169</u>	<u>1,518,347</u>
<u>LESS OFFSETTING RECEIPTS:</u>						
PROPRIETARY.....	407,229	415,179	419,179	461,261	415,179	419,179
INTERFUND RECEIPTS, DEDUCTED BY AGENCY.....	24,121	25,207	33,388	24,121	25,207	33,388
TOTAL, OFFSETTING RECEIPTS.....	431,350	440,386	452,567	485,382	440,386	452,567
NET BUDGET AUTHORITY/OUTALYS..	<u>1,052,608</u>	<u>1,014,531</u>	<u>1,087,903</u>	<u>950,735</u>	<u>990,783</u>	<u>1,065,780</u>

ANALYSIS OF RESOURCES
BUREAU SUMMARY
(in thousands of dollars)

DEPARTMENT OF INTERIOR

BUREAU: Indian Affairs

<u>Appropriation/Fund Account (Title & Code)</u>		<u>1986</u>	<u>1987</u>	<u>1988</u>	
				<u>Agency Request</u>	<u>Current Policy</u>
Operation of Indian Programs.....	BA	882,779	887,060	910,764	863,767
	BO	908,072	863,000	927,107	864,709
	FTE/T	12,644	12,375	12,308	12,385
Construction.....	BA	103,318	59,155	101,434	59,455
	BO	105,000	98,000	106,000	98,470
	FTE/T	152	149	149	149
Road Construction.....	BA	---	---	1,000	---
	BO	3,168	2,343	1,850	---
	FTE/T	715	715	715	715
Operation and Maintenance of Quarters...	BA	8,000	9,000	---	9,000
	BO	4,500	10,000	---	10,000
	FTE/T	20	20	---	20
Payment to Utah Paiute Funds.....	BA	---	---	---	---
	BO	---	---	---	---
	FTE/T	---	---	---	---
Payment to Alaska Escrow Account.....	BA	7,493	---	---	---
	BO	7,493	---	---	---
	FTE/T	---	---	---	---
Eastern Indian Land Claims.....	BA	---	---	---	---
	BO	---	---	---	---
	FTE/T	---	---	---	---
Cooperative Fund (Papago).....	BA	1,490	1,736	2,021	1,736
	BO	---	---	---	---
	FTE/T	---	---	---	---

BIA-10

ANALYSIS OF RESOURCES
BUREAU SUMMARY
(in thousands of dollars)

DEPARTMENT OF INTERIOR

BUREAU: Indian Affairs (cont.)

<u>Appropriation/Fund Account (Title & Code)</u>	<u>1986</u>	<u>1987</u>	<u>1988</u>	
			<u>Agency Request</u>	<u>Current Policy</u>
1982 Indian Claims Limit. Act Settl.....BA	---	8,674	3,368	1,736
BO	---	8,600	3,082	---
FTE/T	---	33	33	33
Miscellaneous Permanent Appropriations..BA	50,914	54,000	43,000	34,000
BO	40,744	48,600	43,000	34,000
FTE/T	469	469	115	95
Revolving Fund for Loans.....BA	---	---	9,000	---
BO	2,146	4,473	9,000	---
FTE/T	---	---	---	---
Hoonah Housing Project.....BA	---	---	---	---
BO	15	---	---	---
FTE/T	---	---	---	---
Indian Loan Guaranty & Insurance Fund...BA	2,103	2,485	4,985	2,485
BO	9,979	6,627	7,900	6,627
FTE/T	---	---	---	---
Trust Funds.....BA	427,861	434,543	464,898	432,807
BO	359,000	389,526	420,408	389,526
FTE/T	---	---	374	374
Total.....BA	1,483,958	1,454,917	1,540,470	1,403,250
BO	1,436,117	1,431,169	1,518,347	1,403,332
FTE/T	14,000	13,761	13,694	13,771

BIA-11

ANALYSIS OF RESOURCES
BUREAU SUMMARY
(in thousands of dollars)

DEPARTMENT OF INTERIOR

BUREAU: Indian Affairs

Multi-Year Planning Estimates

<u>Appropriation/Fund Account (Title & Code)</u>	<u>1988</u>	<u>1989</u>	<u>1990</u>	<u>1991</u>	<u>1992</u>
Operation of Indian Programs.....BA	910,764	929,670	948,647	962,980	976,298
BO	927,107	892,789	911,016	924,784	937,577
Construction.....BA	101,434	103,305	106,482	108,941	111,144
BO	106,000	100,929	103,706	106,324	108,734
Road Construction.....BA	1,000	1,000	1,000	1,000	1,000
BO	1,850	1,500	1,500	1,000	1,000
Payment to Alaska Escrow Account.....BA & BO	---	---	---	---	---
1982 Indian Claims Limit. Act Settlement.BA	3,368	3,008	3,008	1,008	---
BO	3,082	3,008	3,008	1,008	360
Cooperative Fund (Papago).....BA	2,021	2,041	2,061	2,082	2,103
Miscellaneous Permanent Appropriations...BA	43,000	34,000	34,000	34,000	34,000
BO	43,000	34,000	34,000	34,000	34,000
Revolving Fund for Loans.....BA	9,000	---	---	---	---
BO	9,000	---	---	---	---
Indian Loan Guaranty & Insurance Fund....BA	4,985	11,000	8,652	9,252	9,252
BO	7,900	9,000	9,150	9,150	9,150
Trust Funds.....BA	464,898	500,897	505,045	509,189	513,286
BO	420,408	450,807	454,541	458,270	461,957
Total.....BA	1,540,470	1,593,921	1,617,895	1,637,452	1,656,083
BO	1,518,347	1,501,033	1,525,921	1,543,536	1,561,778

BIA-12

DEPARTMENT OF INTERIOR
BUREAU OF INDIAN AFFAIRS

EXHIBIT 24E

STATEMENT OF PERSONNEL RESOURCES

	TOTAL FULL-TIME EQUIVALENTS (workyears)			
	<u>1986</u> <u>ESTIMATE</u>	<u>1987</u> <u>ESTIMATE</u>	<u>1988</u> <u>ESTIMATE</u>	<u>1989</u> <u>ESTIMATE</u>
1. Bureau of Indian Affairs.....	13,962	13,728	13,694	13,694
2. Supplementals and legislative program items.....	-0-	33	-0-	-0-
3. Overtime and holiday work.....	502	491	490	490
4. Youth program and/or development positions under the Worker-Trainee Opportunity Program.....	---	---	---	---
Personnel resources shown in budget schedules (sum of lines 1 through 4).....	14,464	14,252	14,184	14,184
Workyears subject to ceilings (sum of lines 1 & 2).....	13,962	13,761	13,694	13,694
<u>Financed by allocation from:</u>				
Department of Transportation.....	(682)	(682)	(682)	(682)
<u>Financed by allocation to:</u>				
Bureau of Reclamation.....	(16)	(10)	(0)	(0)

BIA-13

DEPARTMENT OF INTERIOR
BUREAU OF INDIAN AFFAIRS
Rental Payments to GSA

Account title: GSA Rentals

Account ID Code: 14-2100-0-1-999

A. GSA Controlled Space

	<u>1986</u> <u>Estimate</u>	<u>1987</u> <u>Estimate</u>	<u>1988</u> <u>Estimate</u>
1. Average Rates per Square Foot			
Office Space.....	12.89	12.89	12.89
Non-Office Space.....	3.81	3.42	4.14
Total.....	<u>16.70</u>	<u>16.31</u>	<u>17.03</u>
2. Average Work Space Estimates: (square feet in thousands):			
Office Space.....	7.10	7.10	7.10
Non-Office Space.....	5.02	5.02	5.02
Total.....	<u>12.12</u>	<u>12.12</u>	<u>12.12</u>
3. Annual GSA Rental Amounts (\$000)			
Office Space.....	9,152	9,152	9,152
Non-Office Space.....	1,633	1,717	2,031
Total.....	<u>10,785</u>	<u>10,869</u>	<u>11,183</u>
4. Adjustments (\$000):			
Congressional Limitations (-).....	---	---	---
Joint Use Space (+).....	---	---	---
5. Total Rental Payments to GSA (\$000) (object class 23.1).....			
	10,785 *	10,869	11,183
6. Funding Sources (\$000)			
Direct Appropriation.....	9,800	9,800	11,183
Other: Reimbursements.....	---	---	---
7. Other Payments (\$000) (object class 25.0)			
Extra Services.....	---	---	---
Sub-Leases of GSA Controlled Space.....	---	---	---

B. Agency Rented Space and Land

1. Rental Payments by type (\$000) (object class 23.2):			
Office Space.....	760	760	760
Non-Office Space (excluding parking).....	---	---	---
Parking.....	---	---	---
Other Land.....	---	---	---
Other Rentals.....	---	---	---
Total Rental Payments to Others....	<u>760</u>	<u>760</u>	<u>760</u>
2. Other Payments (\$000) (object class 25.0):			
Extra-Services.....	---	---	---
Sub-Leases of Non-GSA Controlled Space.....	---	---	---

Prepared By: Max Little Telephone: (202) 343-4807 Date: August 19, 1986

* Offices will be assessed to cover overage.

OPERATION OF INDIAN
PROGRAMS

DEPARTMENT OF INTERIOR

ANALYSIS OF RESOURCES

(in thousands of dollars)

BUREAU: Indian Affairs
 ACCOUNT: Operation of Indian Programs
 (14-2100-0-1-999)

	<u>1986</u>	<u>1987</u>	<u>1988</u>	
			<u>Agency Request</u>	<u>Current Policy</u>
Budget Authority.....	882,779	887,060	910,764	863,767
Outlays.....	908,072	863,000	927,107	864,709
FTE/Total *.....	12,644	12,375	12,308	12,385

Multi-year Planning Estimates

<u>Budget Authority:</u>	<u>1988</u>	<u>1989</u>	<u>1990</u>	<u>1991</u>	<u>1992</u>
Agency Request.....	910,764	929,670	948,647	962,980	976,298
Current Policy.....	863,767	863,767	863,767	863,767	863,767
<u>Outlays:</u>					
Agency Request.....	927,107	892,789	911,016	924,784	937,577
Current Policy.....	864,707	864,707	864,707	864,707	864,707

* Includes FTE for reimbursable programs.

BIA-15

Appropriation Summary Statement

BUREAU OF INDIAN AFFAIRS Appropriation: Operation of Indian Programs

The Operation of Indian Programs appropriation consists of a wide range of services provided to the American Indian. Special emphasis is placed on tribal participation and involvement. Activities that provide these services are:

1. Education - This activity provides funding for Bureau operated and contracted elementary and secondary schools. It also provides financial assistance to Indian students for higher education studies, supports tribally operated post-secondary institutions, and offers continuing education programs in many communities.
2. Indian services - This activity provides municipal-type government services for Indian communities along with financial assistance to tribes in self-government and self-determination projects.
3. Employment development - This activity provides technical assistance to Indians in locating, qualifying for and occupying jobs in order to promote economic self-sufficiency.
4. Economic development - This activity provides financial aid programs which stimulate reservation economies and help Indian individuals and organizations to fully participate in those economies. These programs emphasize development of business enterprises owned and operated by Indians; assistance to Indians in securing and managing loans; and road maintenance to provide for the movement of people and goods.
5. Natural resources development - This activity provides for the conservation, development, and use of Indian land, water, and related resources.
6. Trust responsibilities - This activity provides for the protection of Indian rights and property, and the management of assets held in trust for Indian tribes and individuals.
7. Facilities management - This activity provides for the maintenance and operation of Bureau facilities and the provision of GSA owned or leased facilities.
8. General administration - These functions include executive direction, administrative services, safety management, ADP services, employee compensation payments, construction management, and education program management.
9. Tribe/Agency operations - This budget activity is designed to display all funds supporting stable and continuing programs that are subject to local priorities rather than national programmatic priorities. Tribe/Agency operations include funding for local service programs which are planned and operated at the Tribe/Agency level and some programs which are consolidated at the area office level but offer direct services to tribes and individuals.

Reimbursable programs - These programs are funded by users of the services for the operation of the Seattle warehousing and shipping operation in Alaska; reimbursement from states for school lunches for Indian children; funds granted to the Bureau by other Federal agencies to carryout special service programs for Indians; and for miscellaneous goods and services provided to others.

Bureau of Indian Affairs
Summary of Requirements

Appropriation: Operation of Indian Programs

	(dollar amounts in thousands)			
	<u>FTE/T</u>	<u>Amount</u>	<u>FTE/T</u>	<u>Amount</u>
Appropriation currently available, 1987.....			12,375	862,060
Adjustments to Base and built-in changes:				
Transfer of Office of Construction Management from the Office of the Secretary.....	+10	+ 744		
Other Transfers:				
Internal transfer of Facilities Operations and Maintenance for Post-Secondary Schools.....	<u>+40</u>	<u>+3,660</u>		
Internal transfer of New Tribes to Tribe/Agency.....		<u>+ 900</u>		
Internal transfer of FY 1985 New Contract Support.....		<u>+3,264</u>		
Internal transfer of Fisheries Management programs.....		<u>+ 212</u>		
Internal transfer of Financial Trust Services.....	<u>+51</u>	<u>+3,539</u>		
Internal transfer of New Facilities Operation and Maintenance.....	<u>+7</u>	<u>+ 415</u>		
Internal transfer of Facility Safety Inspections.....		<u>+ 200</u>		
Internal transfer of Payroll/Personnel Services.....		<u>+ 974</u>		
Internal transfer of Space Utilization (Demolitions).....		<u>- 300</u>		
Other Increases:				
GSA Rentals.....		<u>+1,323</u>		
Employee Compensation Fund.....		<u>+ 453</u>		
Subtotal adjustments to base and built-in changes.....			<u>+ 10</u>	<u>+ 2,220</u>
1988 Base Budget.....			12,385	864,280
Program changes (changes to base budget detailed below).....			<u>- 77</u>	<u>+46,484</u>
Total Requirements (1988 Estimate).....			12,308	910,764

BIA-17

Operation of Indian Programs:

Summary of Requirements
(dollar amounts in thousands)

<u>Comparison by activity/subactivity:</u>	<u>1986</u>		<u>1987</u>		<u>1988</u>		<u>1988</u>		<u>Change from Base</u>	
	<u>FTE/T</u>	<u>Amount</u>	<u>FTE/T</u>	<u>Amount</u>	<u>FTE/T</u>	<u>Amount</u>	<u>FTE/T</u>	<u>Amount</u>	<u>FTE/T</u>	<u>Amount</u>
<u>Direct Program:</u>										
<u>Education:</u>										
School Operations.....	4,570	181,235	4,359	185,596	4,359	185,596	4,359	185,596	---	---
Johnson O'Malley.....	---	22,053	---	---	---	---	---	---	---	---
Continuing Education.....	249	21,819	249	20,212	289	23,872	289	24,372	---	500
Education Enrichment/Advancement.....	---	---	---	11,500	---	11,500	---	13,000	---	+1,500
Subtotal.....	<u>4,819</u>	<u>225,107</u>	<u>4,608</u>	<u>217,308</u>	<u>4,648</u>	<u>220,968</u>	<u>4,648</u>	<u>222,968</u>	---	<u>+\$2,000</u>
<u>Indian Services:</u>										
Tribal Government Services.....	76	8,565	71	5,604	71	4,704	71	11,779	---	+\$ 7,075
Social Services.....	40	90,127	41	93,103	41	93,103	54	96,743	+13	+ 3,640
Law Enforcement.....	33	9,996	43	3,101	43	3,101	43	4,801	---	+ 1,700
Self-Determination Services.....	38	7,588	38	12,262	38	12,262	29	14,873	-9	+ 2,611
Employment Development.....	9	2,786	7	2,593	7	2,593	7	3,124	---	+ 531
Navajo-Hopi Settlement Program....	63	2,805	63	2,931	63	2,931	63	2,000	---	- 931
Subtotal.....	<u>259</u>	<u>121,867</u>	<u>263</u>	<u>119,594</u>	<u>263</u>	<u>118,694</u>	<u>267</u>	<u>133,320</u>	+4	<u>+\$14,626</u>
<u>Economic Development:</u>										
Business Enterprise Development..	49	10,024	52	11,643	52	11,643	52	14,143	---	+ 2,500
Road Maintenance.....	2	306	2	314	2	314	2	814	---	+ 500
Subtotal.....	<u>51</u>	<u>10,330</u>	<u>54</u>	<u>11,957</u>	<u>54</u>	<u>11,957</u>	<u>54</u>	<u>14,957</u>	---	<u>+\$ 3,000</u>
<u>Natural Resources Development:</u>										
Forestry & Agriculture.....	348	76,448	349	19,712	349	19,500	351	26,641	+2	+\$ 7,141
Minerals, Mining, Irrigation and Power.....	30	15,102	30	15,328	30	15,328	30	15,328	---	---
Subtotal.....	<u>378</u>	<u>91,550</u>	<u>379</u>	<u>35,040</u>	<u>379</u>	<u>34,828</u>	<u>381</u>	<u>41,969</u>	+2	<u>+\$ 7,141</u>

Operation of Indian Programs:

Summary of Requirements
(dollar amounts in thousands)

<u>Comparison by activity/subactivity:</u>	1986		1987		1988		1988		Change from Base	
	<u>FTE/T</u>	<u>Amount</u>	<u>FTE/T</u>	<u>Amount</u>	<u>FTE/T</u>	<u>Amount</u>	<u>FTE/T</u>	<u>Amount</u>	<u>FTE/T</u>	<u>Amount</u>
Trust Responsibilities:										
Indian Rights Protection.....	54	\$15,257	24	\$17,408	24	\$17,408	29	\$18,478	+5	+\$1,070
Real Estate & Financial Trust Services.....	193	7,145	197	12,851	248	16,390	235	21,621	-13	+5,231
Subtotal.....	247	\$22,402	221	\$30,259	272	\$33,798	264	40,099	-8	+\$6,301
Facilities Management.....	1,334	\$87,372	1,318	\$88,597	1,278	\$86,320	1,278	\$85,671	---	\$ -649
General Administration:										
Management and Administration...	737	\$29,847	726	\$31,530	726	\$32,704	737	\$35,144	+11	+\$2,440
ADP Services.....	131	17,072	131	17,651	131	16,677	144	18,027	+13	+1,350
Employee Compensation Payments..	---	7,156	---	7,538	---	7,991	---	7,919	---	-72
Program Management.....	98	4,325	114	6,148	124	6,332	124	6,332	---	---
Consolidated Training Programs..	---	---	---	1,350	---	1,350	6	3,000	+6	+1,650
Subtotal.....	966	\$58,400	971	64,217	981	\$65,054	1,011	\$70,422	+30	+\$5,368
Tribe/Agency Operations.....	3,712	260,043	3,713	295,088	3,662	292,661	3,579	301,358	-83	+8,697
Emergency Hay Relief.....	---	5,708	---	---	---	---	---	---	---	---
Total Direct Program (Total APPROPRIATION).....	11,766	882,779	11,527	862,060	11,537	864,280	11,482	910,764	-55	+\$46,484
Reimbursable Programs (All):	878	39,219	848	41,000	848	41,000	828	43,000	-20	+2,000
TOTAL PROGRAM OPERATIONS.....	12,644	921,998	12,375	903,060	12,385	905,280	12,310	953,764	-75	+\$48,484

BIA 19

Justification of Adjustments to Base

Transfers

Transfer of Office of Construction Management
from the Office of the Secretary.....\$+744,000

This base transfer is to reflect the transfer of the Office of Construction Management from the Office of the Secretary. The transfer consists of \$684,000 (10 FTE) added to Construction Management, General Administration for staff and related costs. Also \$60,000 is added to GSA Rentals for space rental.

Other Internal Transfers

Transfer of Facilities Operations & Maintenance
for Post Secondary Schools.....\$+3,660,000

Transfer of full responsibility and funding (FTE) for the Existing Facilities O&M program to Continuing Education, Post Secondary Schools. The distribution is Haskell Indian Junior College (\$2,150,000), Institute of American Arts (\$450,000) and the Southwestern Indian Polytechnical Institute (\$1,060,000). In addition, 40 FTE is associated with this transfer. Policy changes are being recommended and established for this program including fund control; the transfer will allow for program integration.

Transfer of New Tribes to Tribe/Agency.....\$+900,000

This transfer allows us to add these funds to the Tribe/Agency Operations priority setting process for the fiscal year 1988 cycle. These funds will continue to be allocated as "New Tribes" funds during the fiscal year 1987 operating year but will be redistributed in fiscal year 1988 according to the priorities of the tribes involved. The base amount of \$900,000 has been distributed by tribe as follows:

<u>Agency</u>	<u>New Tribes</u>	<u>Amount</u>
Northern California	Blue Lake	\$54,000
	Redding	45,000
	Saith River	45,500
	Quartz Valley	44,000
	Elk Valley	42,000
	Rohnerville	44,000
	Table Bluff	65,500
	Agency	10,000
	Subtotal	\$350,000



United States Department of the Interior

BUREAU OF INDIAN AFFAIRS

WASHINGTON, D.C. 20245

IN REPLY REFER TO:
Financial Assistance

21 NOV 1984

To: All Area Directors
All Superintendents

Attn: Credit Staff

From: Director, Office of Administration

Subject: Establishment of new Element/Component for Credit Debt Collection Activities

Effective immediately a new component has been established for all debt collection activities by Credit staff. Budget data is being requested by the Office of Management and Budget for costs connected with debt collection activities. In order to maintain accurate records of costs it is necessary that hours worked on debt collection be coded on a separate line on the time and attendance reports. Travel costs associated with collections efforts will also be charged to this new component.

Activity 3700

3266 Debt Collection Activities - All salary and transportation costs associated with collection of loans and defaulted business grants. These activities include, but are not limited to, writing letters to clients asking for payments, bill of collection preparation, counseling sessions with delinquent borrowers, default actions, meeting the appropriate Solicitors, liquidation procedures and any other time spent in collection efforts.

This component will be included in future manual releases.

Ronald A. Eden

Other Internal Transfers (continued)

<u>Agency</u>	<u>New Tribes</u>	<u>Amount</u>
Central California	Big Valley	\$48,000
	Buena Vista	44,000
	Chicken Ranch	40,000
	Cloverdale	48,000
	Greenville	54,000
	Mooretown	50,000
	North Fork	48,000
	Picayune	52,000
	Pinoleville	54,000
	Potter Valley	48,000
	Redwood Valley	50,000
	Agency	<u>14,000</u>
		<u>\$550,000</u>
	Grand Total	\$900,000 =====

Transfer of Fiscal Year 1985 New Contract Support.....\$+3,264,000

This transfer consists of \$818,000 for pre-1985 amounts to adjust amounts distributed in fiscal year 1986. Funds will be combined with program funds. Also \$2,446,000 is transferred for new fiscal year 1985 contracts to program accounts. These amounts are subject to adjustment. Funds will be distributed to specific programs as a base transfer before the President's Budget is finalized based on actual contracting. In addition, if the data is available, Contract Support funds for new fiscal year 1986 contracts will also be distributed to program accounts.

Transfer of Fisheries Management Programs.....\$+212,000

Transfer consists of \$212,000 to tribe/agency from Other Fish and Wildlife Management for Quileute (\$35,000) and Fort Hall (\$177,000). Also, \$120,000 from Other Fish and Wildlife Management to Boldt for fish tagging by the Northwest Indian Fisheries Commission (formerly done by Fish and Wildlife Service); \$79,000 from Other Fish and Wildlife Management to Columbia River for fish tagging (formerly done by Fish and Wildlife Service); and \$112,000 from Fish and Wildlife Service Technical Assistance to Other Fish and Wildlife Management based on more current data of real Fish and Wildlife Service needs.

Transfer of Financial Trust Services.....\$+3,539,000

Transfer all funds at area office field operations and tribe/agency operations to Central Office "non-banded" category pending final determination of a new way to handle trust fund collections and management of these funds (to be initiated by 1987).

Other Internal Transfers (continued)

Transfer of New Facilities Operation & Maintenance.....\$+415,000

This transfer includes funds for fiscal year 1987 new starts and will merge in fiscal year 1988 request for Existing Facilities Operation & Maintenance.

Transfer of Facility Safety Inspections.....\$+200,000

Transfer will allow the responsibility of Facility Safety Inspections to be under the proper program, Safety Management, charged with initiating, conducting and finalizing inspections. Funds are being transferred from Construction Program Management.

Transfer of Payroll/Personnel Services.....\$+974,000

Transfer of funding from Automated Data Processing Services to a separately justified line item under Management and Administration to clearly identify the total cost to the Bureau of centralized Payroll/Personnel systems.

Transfer of Space Utilization (Demolitions).....\$-300,000

Transfer will consolidate the demolition program; funds are being transferred from the Construction Management Program to Construction Buildings and Utilities, Facilities Improvement and Repair Program.

Other Increases:

GSA Rentals.....\$+1,323,000

The GSA conducted a Fair Annual Rental (FAR) appraisal for 1988 which resulted in an increase under the 1987 rates. The FAR estimate of \$11,123,000 for 1988 rent payments to GSA was added to the 1987 estimate of \$9,800,000 for an increase of \$1,323,000.

Employees' Compensation Fund.....\$+453,000

The increase in the repayment to the Federal Employees' Compensation Act Fund is the result of higher costs in the 1985-86 expense period. These charges will be reimbursed to the Department of Labor, Federal Employees' Compensation Act Fund, with 1988 funds pursuant to Public Law 94-273. The amount indicated (\$6,004,000) is the final amount which will be provided to the Department of Labor upon appropriation in FY 1988.

Justification of Program and Performance

Activity:	Education
Subactivity:	School Operations

(Dollar amounts in thousands)

<u>Program Elements</u>		<u>FY 1987 President's Request</u>	<u>FY 1988 Base</u>	<u>FY 1988 Estimate</u>	<u>Inc. (+) Dec. (-) From 1987</u>	<u>Inc. (+) Dec. (-) From Base</u>
A. Indian School Equal. Program:						
1. Indian School Equal. Formula	\$	152,657	152,657	152,657	---	---
	(FTE)	(4,006)	(4,006)	(4,006)	(--)	(--)
2. Indian School Prog. Adjustments	\$	1,466	1,466	1,466	--	--
B. Education Standards (Implementation)	\$	300	300	300	--	--
C. Institutionalized Handicapped	\$	2,328	2,328	2,328	--	--
D. School Boards						
1. Expenses	\$	723	723	723	--	--
2. Training Fund	\$	512	512	512	--	--
E. Student Transportation	\$	11,639	11,639	11,639	--	--
	(FTE)	(175)	(175)	(175)	(--)	(--)
F. Technical Support-						
1. Agency and Area Offices	\$	8,109	8,109	8,109	--	--
2. Education MIS	\$	674	674	674	--	--
	(FTE)	(178)	(178)	(178)	(--)	(--)
G. School Operations Contract Support	\$	7,188	7,188	7,188	--	--
Total Requirements	\$	185,596	185,596	185,596	--	--
	(FTE)	(4,359)	(4,359)	(4,359)	--	--
<u>Distribution:</u>						
Education and Training, General (Area/Agency Technical Support)	\$	8,783	8,783	8,783	--	--
	(FTE)	(178)	(178)	(178)	(--)	(--)
School Operations	\$	175,578	175,578	175,578	--	--
	(FTE)	(4,181)	(4,181)	(4,181)	(--)	(--)
School Boards	\$	1,235	1,235	1,235	--	--

Authorization: 25 U.S.C. 13. (The Snyder Act of November 2, 1921) is the basic authority under which the Secretary provides services, including education, to Federally-recognized Indian tribes. 25 U.S.C. 2001-2019, the Education Amendments of 1978 (P.L. 95-561 as amended in 1979, 1984, and 1985), provided new authorities to the Office of Indian Education Programs (OIEP), including establishment of a new personnel system, line authority to the field, direct formula funding of schools, and specific decision-making authority to Indian school boards.

Objective: The objectives of the school operations program are: (1) to provide high quality basic educational and residential programs to Indian students not served by public or sectarian schools; (2) to provide residential care for a limited number of Indian students attending public schools; (3) to meet the special needs of Indian students and address those problems intensified among Indian children because of the uniqueness of their situation, such as bilingual needs, counseling, and guidance; and (4) to provide operational funding to elementary and secondary schools under contract to tribes. P.L. 99-228 amended Title 25 of the U.S. Code to redefine "eligible students". The impact of this new law on school enrollment will not be known until enrollment in the fall of 1986.

A. Indian School Equalization Program

Base Program (\$154,123,000; FTE 4,006): According to data provided by the U.S. Department of Education, approximately 82% of Indian students are served by state-operated public schools and 7% are served by private and parochial schools. There continues to be a need for a direct Federal role in Indian Education for the remaining 11% of all Indian children in school who are provided an education in schools run by the Bureau or by tribes under contract with the Bureau of Indian Affairs pursuant to P.L. 93-638. Approximately 34% of the estimated average daily membership (ADM) in Bureau-funded schools in FY 1986 are in residential schools either because the students live farther than a 1-1/2 mile walk from public or federal day schools' bus routes or because of special social or academic factors such as poverty, family difficulties, or problems encountered in other school systems.

The Bureau also administers programs funded by the U.S. Department of Education such as Chapter I of P.L. 97-35 and P.L. 94-142. Chapter I provides financial assistance to schools for programs designed to raise the academic level of Indian children in the areas of math, reading, and language. P.L. 94-142 provides supplemental funding for special education and related services to handicapped children.

In an effort to meet the basic and special educational needs of Indian students, Bureau and contract schools incorporate the following activities into their educational programs:

- KINDERGARTEN AND ELEMENTARY EDUCATION (K-8) - Basic education programs for children utilizing specialized staff in small groups, including school health, nutrition, counseling, and the relevance of education to the child's culture.
- SECONDARY EDUCATION (9-12) - Basic educational curricula at grades 9-12 and special curricula including vocational courses and extra-curricular activities. Also included are specialized courses to prepare students for meaningful, productive careers or to continue in institutions of higher learning.

- BILINGUAL EDUCATION - Special programs to help children of limited English proficiency in improving their ability to read, write, speak and understand English.
- EXCEPTIONAL CHILD PROGRAMS - Educational programs to meet the unique needs of handicapped Indian children in existing, approved programs at no cost to the parents. This includes classroom instruction, instruction in physical education, home instruction, and instruction in hospitals and institutions. The need for special education and related service programs for handicapped Indian children is being met in Bureau-operated and contracted elementary and secondary schools.
- RESIDENTIAL PROGRAMS - These programs provide for the housing and care of students, including room and board, recreation, libraries, tutoring and other programs unique to residential situations. Supplementary services are provided to handicapped children in residential care programs as identified in Individualized Education Plans (IEPs). The IEPs outline the special education and related services requirements to meet the unique needs of individual handicapped students. In most cases, the services include, but are not limited to, physical therapy, psychological counseling, and specific instructional activities. Most students who are in the residential setting as a result of social placements participate in the Intensive Residential Guidance Program.
- SUMMER PROGRAMS - At the option of school boards, available funds may be expended to support summer programs, particularly for remedial instruction.

The Bureau, in carrying out its educational responsibilities in FY 1988, will operate, either directly or by contract, 167 elementary and secondary schools and 13 dormitories. These federally operated and contracted schools will serve an estimated student ADM of 40,450 in 23 states in FY 1988. This figure includes 38,600 ADMs under the basic instructional programs and 1,850 ADMs under the dormitory program for students receiving residential care while attending public schools. The types of educational facilities include:

- Day Schools which provide basic elementary and secondary education programs to children who reside at home;
- On-Reservation Boarding Schools which are located within the boundaries of an Indian reservation and provide residential care in addition to the education program;
- Off-Reservation Boarding Schools (ORBS) which are located outside the boundaries of an Indian reservation and provide residential care in addition to the education program;
- Dormitories to provide residential care for students attending public schools; and
- Contract Schools which are funded by the Bureau and operated by the tribes under contract with the Bureau of Indian Affairs pursuant to P.L. 93-638.

The following table displays Bureau schools by grade level and type for both FY 1987 and FY 1988:

	FY 1987			FY 1988		
	BIA	Contract	Total	BIA	Contract	Total
DAY SCHOOLS	57	52	109	58	52	110
Elementary	51	28		51	28	
Elementary/Secondary	5	15		5	15	
Secondary	1	9		2	9	
DORMITORIES	8	5	13	8	5	13
Elementary	1	--		1	--	
Elementary/Secondary	3	3		3	3	
Secondary	4	2		4	2	
ORBS	6	1	7	6	1	7
Elementary	1	--		1	--	
Elementary/Secondary	1	--		1	--	
Secondary	4	1		4	1	
ON RESERVATION BOARDING SCHOOLS	40	10	50	40	10	50
Elementary	35	2		35	2	
Elementary/Secondary	3	4		3	4	
Secondary	2	4		2	4	
TOTAL	111	68	179	112	68	180
Elementary	88	30	118	88	30	118
Elementary/Secondary	12	22	34	12	22	34
Secondary	11	16	27	12	16	28

Ongoing initiatives to enhance the quality of education for students in Bureau schools include (1) requiring all professional education personnel, including teachers, counselors, administrators, and librarians, to achieve state certification; (2) continued implementation of plans to achieve accreditation for all schools (62 percent of all Bureau-funded schools, including contract, are presently accredited); (3) further streamlining of the allocation of funds in order to provide schools with final allotments as early in the fiscal year as possible; (4) completing an update of the inventory of condition and needs related to school facilities; (5) reviewing curriculum content in Bureau schools; and (6) continuation of the national testing policy.

In FY 1986 and FY 1987, the Office of Indian Education Programs redefined the Bureau's educational policies and goals. New initiatives generated from this activity include: a refocus of the off-reservation boarding schools; emphasis on parental training; in-service training for dormitory staffs; and a review of elementary boarding schools.

The Comprehensive Education Plan (CEP) initiated in FY 1986 will be implemented in FY 1987 and 1988 and is intended to enable the provision of education flexible enough to allow for cultural diversity and local control and at the same time improve the quality of education offered.

Efforts continued in FY 1986 toward the goal of achieving 100% school accreditation by the end of the 1986-87 school year. During FY 1986, 104 schools maintained their accreditation status. Of the non-accredited schools, 16 received candidacy status for accreditation and 45 took action toward accreditation such as obtaining school board approval, selecting school planning committees, or initiating/completing self-studies.

The Bureau again contracted with CTB/McGraw-Hill in FY 1986 to evaluate test scores of all Bureau-funded school students. The Bureau required all Bureau-funded schools to give either of two tests to students for school year 1985-86. Therefore, the new analysis by McGraw-Hill will be more complete and comprehensive than the report for school year 1984-85.

Many schools have initiated new, unique, or innovative programs or activities during the last two years. (Details and "success stories" will be included in the President's Budget).

The following table reflects the FY 1986 allotment of ISEP funds for the Bureau's school system. (FY 1987 data will be provided after the September count week).

SUMMARY OF FISCAL YEAR 1986 BUREAU SCHOOL SYSTEM FUNDING

<u>TYPE OF SCHOOL</u>	<u>Total ADM</u>	<u>Instructional WSU</u>	<u>Residential WSU</u>	<u>Total Formula Funds</u>
Day Schools				\$46,089,300
Bureau Operated (55)	10,214	12,876	--	
Contracted (50)	6,881	9,040	--	
On-Reservation Boarding Schools				77,432,500
Bureau Operated (45)	15,648	19,375	11,326	
Contracted (9)	2,753	3,624	2,495	
Off-Reservation Boarding School				17,759,800
Bureau Operated (6)	2,852	3,751	4,214	
Contracted (1)	169	231	249	
Dormitories				5,716,000
Bureau Operated (10)	1,285	34	1,822	
Contracted (4)	478	56	806	
Grand Total (180)	40,280	48,987	20,912	\$146,997,600

Total includes WSUs calculated for
small school adjustment

(515) (225)

The major portion of Bureau school operating funds for instruction, boarding, and dormitory costs is distributed directly to Bureau-operated and contract schools by a formula using a weighted student funding approach called the Indian School Equalization Formula (ISEF). Monies used to fund other educational support and administrative school services are provided apart from the ISEF. An explanation of the FY 1988 ISEF, with estimates by program level, follows:

Summary of Weighted Student Units by Program

	Estimated FY 1987		Estimated FY 1988	
	ADM	WSUs	ADM	WSUs
<u>I. Instructional Programs</u>				
A. Basic	38,600 <u>a/</u>	43,430	38,600 <u>a/</u>	43,430
B. Exceptional Child	5,940	3,480	5,940	3,480
C. Bilingual	6,260	<u>1,250</u>	6,260	<u>1,250</u>
Total Instructional WSUs		<u>48,160</u>		<u>48,160</u>
<u>II. Residential Programs</u>				
A. Boarding Schools				
1. Basic	12,680	16,200	12,500	15,970
2. Exceptional Child Residential	300	145	300	145
3. Intensive Residential Guidance	2,000	1,000	2,000	1,000
B. Dormitories				
1. Basic	1,850 <u>a/</u>	2,305	1,850 <u>a/</u>	2,305
2. Intensive Residential Guidance	630	315	630	315
3. Exceptional Child Residential	10	<u>5</u>	10	<u>5</u>
Total Residential WSUs		<u>19,970</u>		<u>19,740</u>
Total ISEF Program WSUs		68,130		67,900
Small School Adjustment		700		700
GRAND TOTAL		<u>68,830</u>		<u>68,600</u>

a/ The "Basic" student ADM numbers for Instructional and Dormitories are added together to obtain the total unduplicated, unweighted ADM for each year (40,450 for FY 1987 and 40,450 for FY 1988).

Calculating the Base Student Value - Under the Indian School Equalization Formula, different educational activities conducted by Bureau-operated and contract schools, such as elementary and secondary education, bilingual education, residential programs, and programs for different types of handicapped students, are assigned weights (using a base amount of 1.00) which reflect the relative costs associated with the various activities. The relative weight factors are determined on the basis of the best practice and experience of state school systems which have developed equalization funding formulae. The number of students a school has participating in the various educational activities is identified, totalled by activity, and multiplied by the weight factor for each activity to arrive at the number of weighted student units (WSU) at each school. The dollar value of a WSU is determined by the division of the total number of all schools' WSUs into the total available funding. The WSU dollar value is multiplied by the number of each school's WSUs to arrive at each school's amount of funding.

The total WSU figure includes all of the WSU's generated directly by instructional and residential programs, and the Small School Adjustment. The Small School Adjustment is provided for schools with less than 100 students, since it costs more per capita to operate very small schools and dormitories.

The following table provides a funding history of the Indian School Equalization Formula from FY 1982 - FY 1988 (estimate).

	<u># of schools</u>	<u>ADM</u>	<u>WSU</u>	<u>\$ per WSU</u>
FY 1982	227	42,930	76,204	\$ 1,965.09
FY 1983	210	42,535	75,644	\$ 2,013.87
FY 1984	206	42,825	75,407	\$ 2,026.89
FY 1985	193	41,991	74,356	\$ 2,065.92
FY 1986	180	40,280	69,899	\$ 2,103
FY 1987 (estimated)	179	40,450	68,830	\$ 2,218 (est.)
FY 1988 (estimated)	180	40,450	68,600	\$ 2,225 (est.)

Indian School Program Adjustments

The FY 1988 estimate for ISEP includes \$1,466,000 for Indian school program adjustments. In addition to start-up costs for Chi-Chil-tah for school year 1987-88, this line item includes \$500,000 for declining enrollment adjustments; \$486,000 for closure costs related to program adjustments and for phase down of residential programs related to the opening of Hopi and Papago High Schools; \$80,000 for law enforcement at Chemawa; \$150,000 for continuation of a pilot gifted and talented program; and \$150,000 to continue the program to repair and restore furniture in Bureau schools. Any savings throughout the year in the items listed will be added to the amount available for ISEP and distributed to the schools by formula.

INDIAN SCHOOL PROGRAM ADJUSTMENTS

<u>Activity</u>	<u>Amount</u>
Start up costs for new or expanded programs	\$ 100,000
School closure costs	486,000
Declining enrollment	500,000
Gifted and Talented Program	150,000
Furniture upgrade	150,000
Law Enforcement - Chemawa	80,000
Total	<u>\$ 1,466,000</u>

Law Enforcement activities are unique at Chemawa because the school is located on Federal land over which local, county, and state officials have no jurisdiction. Bureau law enforcement authority extends only to tribal lands. Though GSA normally provides protection for Federal properties, it has no legal responsibility to provide security for Bureau schools and has declined to provide the required protective services at Chemawa. There is no adjustment factor within ISEP for such a unique situation. The school, in addition to its normal security staff, employs one criminal investigator and two law enforcement officers at an annual cost of \$80,000.

The cost of restoring furniture for Bureau school and dormitory operations is about one-half the cost of acquiring new furniture. To take advantage of this cost savings, a warehouse in the Albuquerque area is being used to establish a stock of restored furniture. This restored furniture will be sent to Bureau-funded schools, including contract schools, whenever their furniture is in the process of being restored. Their restored furniture will then be used to replenish the stock at our warehouse. The wooden furniture will be restored at La Tuna Federal Prison in El Paso, Texas. The metal furniture will be restored in Albuquerque since the La Tuna facility is not equipped to handle restoration of metal furniture. An additional effort will be necessary to identify all present surplus furniture. The furniture identified as surplus will become a part of the warehouse operation. The initial stocking of the warehouse is being accomplished using surplus furniture acquired from school closures. Schools in the Western Navajo Agency and Ft. Defiance Agency benefitted from this program in FY 1986.

Bureau efforts for gifted and talented Indian children have been very fragmented and lag far behind state policies regarding the education of such children. Thirty-nine states currently have legislation that makes mention of or defines gifted and talented children. Forty-four states have regulations or guidelines regarding the screening and identification of these children. It is estimated that as much as 2 percent (800-1000) of the total Bureau school population may be considered gifted.

In FY 1986 and FY 1987, the Bureau funded gifted and talented programs at: (1) Southern Pueblos Agency, (2) Chemawa Off-Reservation Boarding school, (3) Navajo Mission Academy, and (4) Ojibwa Indian School. The results of these four pilot projects will provide the Bureau with data to: (1) develop a strategy for identifying gifted and talented Indian students in all Bureau schools; (2) establish in-service training workshops for teachers on methods of identifying the gifted, ways to develop programs for them, awareness of their needs, and instructional techniques; (3) identify the best program for Bureau school students, e.g., place children identified as gifted and talented in public, Bureau, or private schools with established programs; and (4) identify demonstration projects, i.e., gifted students would be assigned to teachers in subject areas for independent studies projects. As the students complete the independent study, they would be placed into an internship program within the community. For example, students might be placed with a lawyer, veterinarian, IHS physician, community theatre, etc.

The \$150,000 in FY 1988 will be used to analyze the four pilot projects and develop a Bureau-wide policy for indentifying and serving these children. The Bureau was not able to distribute the FY 1986 funding until February, so it is too early to have any data or analysis on the pilot projects. For the four projects, the gifted and talented students are enrolled in the following kinds of programs: (1) enrichment and supplemental programs offered during the student's regular school day with advanced instructional materials provided directly to the student; (2) resource rooms specifically for gifted and talented students, staffed by a certified teacher to work with the students; (3) part-time classes; or (4) enrollment in advanced classes instead of participating in regular classes.

B. Education Standards (Implementation)

Base Program (\$300,000; FTE -0-): Title XI of the Education Amendments of 1978 (Public Law 95-561 enacted November 1, 1978) required the development of standards for the basic education of Indian children and criteria for dormitory situations in the Bureau of Indian Affairs' schools. The academic standards, which were published in the Federal Register on September 9, 1985, represent a minimum requirement and meet or exceed all minimum standards for the states in which the schools are located. The standards will apply to all schools operated by the Bureau of Indian Affairs. Under the Indian Education Technical Amendments Act of 1985, Public Law 99-89, contract schools have two years to either be in compliance with the standards, or have obtained or be a candidate for accreditation. The law provides four ways in which contract schools may comply with the congressional academic standard requirement:

- (a) they may voluntarily adopt the Bureau's academic standards;
- (b) they may already have in effect locally-developed standards which the OIEP has accepted;
- (c) they may propose alternatives to the Bureau's standards for incorporation into the contract (any BIA rejection of the proposed alternative standards cannot be used to refuse to contract until at least one year after notifying the school of failure to comply, during which time the Secretary must provide technical assistance); or
- (d) they may acquire or become a candidate for accreditation by a recognized accrediting agency.

The national criteria for dormitory situations, however, apply to all Bureau-funded schools having dormitory situations, including contract schools.

The dormitory criteria establish requirements for all elementary and secondary boarding students and include such items as:

- dormitory space requirements for students;
- dormitory activities and counseling programs;
- staff/student ratios; and
- homeliving and/or dormitory operation requirements.

The \$300,000 requested for FY 1988 represents an ongoing requirement for current professional staff in-service training and recruitment of American Indians to work in the Bureau educational system. The funds will also be used to streamline and begin an evaluation of the comprehensive education plan developed in FY 1986 and implemented in FY 1987.

C. Institutionalized Handicapped Program

Base Program (\$2,328,000; FTE -0-): The Office of Indian Education Programs (OIEP) is mandated by The Education for All Handicapped Children Act, P.L. 94-142, to provide financial support for the educational costs of handicapped Indian children who are placed in institutions. All educational placements of handicapped Indian students are made and funded jointly by the Bureau's Division of Social Services and the OIEP. In no instance are placements made without the approval of Bureau special education staff at Agency Offices and only after all possible alternative placements are examined in accordance with the least restrictive environment. Referral, identification, evaluation, and placement services are in compliance with P.L. 94-142, the Indian School Equalization Program, and appropriate sections of the Education Department's General Administration Regulations (EDGAR).

The institutionalized handicapped program serves the special education and related service needs of handicapped Indian children in state-operated institutions, approved private non-profit facilities, and facilities operated by Navajo tribal organizations. The program typically provides education and related services to severely handicapped and severely multihandicapped children between the ages of 5-21 years. Some of the direct services include: instruction by special education teachers and aides; services by physical and occupational therapists; adapted physical education; medical related services; psychological services; special vocational services and speech therapy. Some of the indirect services affecting costs include: assessment of handicapping conditions and service needs; admissions and appropriate placement; individual education program development; inservice training for professionals and aides; supplies and materials; transportation; food services; facility operation; and program administration.

The total costs for special education and related services vary greatly and depend upon a number of factors: (a) high cost educational/custodial placements; (b) different handicapping conditions; (c) length of placement; (d) fixed cost rates vs. variable cost rates; (e) placements requiring extensive medical, social, and educational/training intervention; and (f) when appropriate, living care costs associated with the severity of the handicapping condition. Costs for handicapped Indian children placed in state-approved facilities are set by state Departments of Mental Retardation or their equivalents. The costs are based on a fixed daily rate which may be adjusted by contract auditing for actual cost determination. The Bureau Contracting Officers write contracts for services based on this fixed price.

On average, approximately 200 children are served in as many as 25 different facilities. Based on four years of actual placement data, it is estimated that approximately 15 new placements will be made during school year 1987/1988.

Program management costs estimated at \$200,000 are included in the total request of \$2,328,000 to provide for the program direction, supervision, and operation of all mandated institutional program activities. These program activities include monitoring and evaluating program services; providing technical assistance and advice to subordinate units; preparing budgets and financial programs; and writing quarterly reports.

D. School Boards

Base Program (\$1,235,000; FTE -0-): Public Law 95-561, the Education Amendments of 1978, authorized and mandated the facilitation of Indian control of Indian affairs in all matters relating to education. To accomplish this goal, Indian school boards of Bureau schools are actively involved in local education planning

and decision making. The \$723,000 budgeted for school board expenses provides for: (1) travel, per diem, stipends, and other costs for both regularly scheduled and special meetings; (2) fees for membership in school board associations; and (3) legal fees.

Membership on the school boards is continually changing. A cadre of trained community members now exists and can assist in the training of others as the need for additional training continues. The implementation of the academic and dormitory standards will require school board involvement.

In compliance with Congressional directives, school board training funds in the amount of \$512,000 will be used for centralized training and not distributed equally among the schools, as had been the practice in prior years. The major training thrust in FY 1987 will be on: (1) academic and dormitory standards; (2) students' rights; (3) responsibilities of board membership (4) school personnel procedures; and (5) new Bureau regulations.

During the last several years national, regional and local workshops have been conducted by the National School Board Association; Policy Resources Center, Management Concepts, Inc.; the former BIA Office of Technical Assistance and Training; the Navajo Area School Board Association; Diversified Management Services, Inc.; National Indian Training and Research Center; Association of Contract Tribal Schools; state school board associations; local universities and community colleges; and other groups and individual consultants. Tuition or registration fees were charged for the larger workshops or seminars to defray expenses related to the presentation. Policy making, educational standards, school administration and operations, education financial management and accountability, planning, internal practices and procedures, and related areas of review and oversight are areas in which school board members have received training.

Beginning in FY 1986, the Bureau distributed school board expense funds on a weighted formula basis, and the amount allotted to each school board was a ceiling on its expenditures for meetings, including Agency school board meetings, association dues, and legal fees. The FY 1988 estimated amount of \$723,000 will be distributed by the same formula as described below:

Local school boards receive a weight for instructional programs based on their ADM:

1-250	ADM =	1.0
251-500	ADM =	1.2
501-750	ADM =	1.4
751 and over	=	1.6

and an additional weight of 1.0 if they have a residential program. Weights are also given for the transportation of board members from their residence to the site of the board meeting based on the following ranges of cumulative ground miles:

0-1000	miles	=	0.5
1001-2000	miles	=	1.0
2001-3000	miles	=	1.5
3000 +	miles	=	2.0

In cases where board members must travel by air to get to meetings, the actual cost is funded. The factors and weights assure that all local school boards receive a minimum of 1.5 weight units and a maximum of 4.6 weight units.

Funding for agency school boards varies depending on whether they function in lieu of or in addition to the individual school boards.

E. Student Transportation

Base Program (\$11,639,000; FTE 175): Responding to concerns raised by school boards around the country, in FY 1985 the Bureau reviewed the total budget for transporting school children. While funding for the Student Transportation program had included personal services costs for vehicle operators, GSA vehicle rental, vehicle supplies and equipment, vehicle maintenance/repair, and other transportation support costs, it did not recognize all the variables that affect transportation expenditures.

Accordingly, in FY 1986 the Bureau began distributing transportation funds on a revised basis. A single rate per mile of \$1.32 was used for all ground transportation miles.

Funds were allocated to day schools that provide transportation between the students' residences (or other traditional pickup points on the reservation) and the school site based on the average number of bus miles on one day x 180 days of school x the established rate per mile (\$1.32 in FY 1986).

Transportation funds were allocated to boarding schools to provide for boarding students' arrival at school in the fall, round trip home mid year, and their return home at the end of school. If chartered bus, airlines, or other commercial transportation modes were used to transport students, the bureau reimbursed the actual cost x 4 trips.

Because of road conditions, miles driven on unimproved roads on the Navajo reservation were weighted by a factor of 1.2 before multiplying by \$1.32 (the standard rate per mile).

F. Technical Support - Area and Agency Offices

Base Program (\$8,783,000; FTE 178): The program total for all technical support is \$8,783,000. This amount represents only 3% of all OIEP funds including central office education program management funds. It includes costs for educational Management Information Systems (MIS) activities; providing field level staff assistance to the Director, Office of Indian Education Programs (OIEP); and broad technical assistance and leadership for all education programs to local school boards, other tribal members, parents, and other Indian citizens.

In accordance with 25 CFR 39.128, technical support funds to Area and Agency Education Offices are distributed through an administrative cost formula which distributes administrative funds to Area and Agency Education Offices based upon the number and type of education programs administered as well as the sizes, types, and number of schools and tribes served. A field education office typically provides technical support and program supervision for several of the following education programs: (1) Post-Secondary Education Programs; (2) Peripheral Dormitories; (3) Off-Reservation Boarding Schools; (4) Tribal Contract Schools; (5) Federal Title Programs; (6) Elementary and Secondary Programs; (7) Higher Education and Adult Education Programs; (8) Exceptional Education Programs; (9) Student Support Services; and (10) Bilingual Programs. Program management and direction responsibilities of field operations include providing line direction to and supervision over the operation of all Bureau education programs within their jurisdiction; implementing policies and procedures applicable to the jurisdiction; directing, supervising and facilitating program

execution; monitoring and evaluating program services and systems; formulating budgets and financial programs; providing technical assistance and advice to subordinate programs and organizations; and taking responsibility through local school boards and tribal contractors for school operations.

Typical technical support activities include: (1) budget formulation and execution; (2) oversight, audit and review of: financial accounting and reporting; personnel management; property management; transportation; general procurement; contract and grant management; school support services; safety management; student rights and responsibilities; (3) automated education management system development and management; (4) certification of student counts; (5) preparation of reports to OIEP; (6) internal processing of personnel, contract, property and procurement requests; (7) providing technical assistance to tribes and contractors in formulation and development of contract/grant application and modification; (8) providing training to tribes/contractors in matters related to education programs; (9) providing counseling services to college students; (10) supervising and managing the Higher Education Grant program; and (11) technical assistance to school boards.

Management Information Systems

The major initiatives of the Management Information Systems (MIS) Program in FY 1987 will include: continued enhancement of the Student Enrollment and Attendance System (SEAS); implementing the curriculum information system; implementing the community demographics system; and implementing the student assessment and personnel system.

I. Student Enrollment and Attendance System (SEAS): The SEAS will be fully operational in all Bureau-funded schools in FY 1987. Additional enhancements to the SEAS such as student class scheduling will be a major effort in FY 1987. OIEP will establish a User's Committee comprised of school administrators, school board members, education line officers, OIEP Central Office staff, and Office of Data Systems staff for the purpose of advising and developing improvements to the SEAS.

The Indian School Equalization Program (ISEP) is planned to be fully automated from the SEAS in FY 1987. There will be considerable cost savings in time and resources by having the ISEP automated.

II. Curriculum Information System: In FY 1987 the curriculum information system will be implemented in all Bureau-funded schools. This system will focus on the curriculum offerings of the schools and the school's compliance with the Education standards.

III. Program Cost Accounting System: The planning and development of an education cost accounting system for Bureau-funded schools will be accomplished in FY 1987. The ISEP regulations, when finalized, will be the basis for the development of this system.

IV. Community Demographics System: The implementation of the community demographics system is scheduled for FY 1987. The system will be integrated with the SEAS and will contain economic, social, and educational data about the community that effect the quality and success of education programs funded by the Bureau of Indian Affairs.

V. Facilities Inventory System: The Office of Indian Education Programs will continue to utilize the Bureau's Facilities, Construction, Operations and Maintenance (FACCOM) system as the main source of information. OIEP will work with the Office of Data Systems and the Office of Construction Management in updating data on the FACCOM system at the local school level.

VI. Student Assessment System: In FY 1987, the student assessment system will be implemented as a subsystem of the SEAS. The goal of this system is to provide information on the academic programs offered at Bureau-funded schools and to determine how the resources provided to the schools can best be directed.

VII. Personnel Information System: The personnel information system will be implemented in FY 1987. The system will provide additional key information, such as certification of teachers, that is not available in the Bureau's current personnel system.

In FY 1987, with the assistance of the Office of Data Systems, OIEP expects to complete the pilot testing and enhancements to the following systems: a Tribally Controlled Community College Information System; a Special Scholarship System; and a Chapter I Information System.

In FY 1988, the OIEP will continue to provide ADP services for all Education locations and for other Bureau offices. These ADP services include the printing of financial, payroll, FTE, personnel, facilities, and other special reports generated through the Bureau's ADP system.

The following is the estimated breakdown of the MIS FY 1988 budget estimate:

	<u>FY 1987</u>	<u>FY 1988</u>
1. Systems Development	\$300,000	\$300,000
2. Equipment for Schools (Burroughs AADIX)	180,000	180,000
3. ADP Services	<u>60,000</u>	<u>60,000</u>
Subtotal, ADP Related Costs	540,000	540,000
4. MIS salaries, materials, supplies, data communication lines, travel, equipment leasing at OIEP, maintenance of systems at OIEP	134,000	134,000
TOTAL	<u>\$674,000</u>	<u>\$674,000</u>

G. School Operations Contract Support

Base Program (\$7,188,000; FTE-0-): The FY 1987 base includes \$7,188,000 as the redistribution of contract support funds as directed by Congress. Since School Operations funding is distributed by the ISEP formula, the Contract Support funds cannot be merged into the program funds, because to do so would improperly distribute them to Bureau-operated schools as well as to contract schools. Contract support funds were allocated in FY 1986 based upon FY 1984 contracting experience. An amount was identified for each contract school and made available to the FY 1986 school contract on that basis, as an addition to the overall Bureau funding made available to the school. Although there may be yearly fluctuations in the amount of ISEP funding provided to a contract school because of varying WSU values or change in student population, further changes to the amount of contract support funds will not be made on a yearly basis.

In a future year, should a contract school be approved for a major change in program (e.g., add a secondary program to an elementary school), the program expansion will be evaluated to determine if it should be considered a "new" contract and therefore be eligible for additional contract support funds from the separately appropriated line item under Self-Determination Services.

Justification of Program and Performance

Activity: Education
 Subactivity: Continuing Education

(Dollar amounts in thousands)

<u>Program Elements</u>		<u>FY 1987 President's Request</u>	<u>FY 1988 Base</u>	<u>FY 1988 Estimate</u>	<u>Inc. (+) Dec. (-) From 1987</u>	<u>Inc. (+) Dec. (-) From Base</u>
A. Post-Secondary Schools	\$ (FTE)	9,309 (249)	12,969 (289)	12,969 (289)	+3,660 (+40)	--- (--)
B. Tribally Controlled Community Colleges						
Operational Grants	\$	10,903	10,903	10,903	---	---
Endowments	\$	---	---	500	+500	+500
Total Requirements	\$ (FTE)	20,212 (249)	23,872 (289)	24,372 (289)	+4,160 (+40)	+500 ---

A. Post-Secondary Schools

		<u>FY 1987 President's Request</u>	<u>FY 1988 Base</u>	<u>FY 1988 Estimate</u>	<u>Inc. (+) Dec. (-) From 1987</u>	<u>Inc. (+) Dec. (-) From Base</u>
Education	\$ (FTE)	9,309 (249)	9,309 (249)	9,309 (249)	---	---
Facilities Management	\$ (FTE)	---	3,660 (40)	3,660 (40)	+3,660 (+40)	---
Total	\$ (FTE)	9,309 (249)	12,969 (289)	12,969 (289)	+3,660 (+40)	---

Objective: The objective of the three post-secondary schools, Haskell Indian Junior College (HIJC), the Institute of American Indian Arts (IAIA), and the Southwestern Indian Polytechnic Institute (SIPI), is to provide a variety of educational opportunities for Indian/Alaska Native students at the junior college level to prepare them to enter four-year colleges, universities, specialized art institutes, or to find employment.

Base Program (\$12,969,000; FTE 289): The base program includes educational costs to operate the three schools as well as the costs for maintaining the facilities.

Haskell Indian Junior College (HIJC) (\$7,040,000): Haskell is located in Lawrence, Kansas and has operated as a junior college since 1970. From 1884 to 1970, Haskell served Indian students at the elementary and secondary grade levels. Today, Haskell provides both an academic and a residential program for Indian students from across the country. The school also operates the usual student services such as a student dining hall, a health clinic (through the Indian Health Service), a financial aid office, a counseling center and a student activities office.

Currently, Haskell is accredited by the North Central Association of Colleges and Schools and awards the Associate of Arts Degree and the Associate of Applied Science Degree. These degrees, as well as selected certificates, are awarded in the program areas of liberal arts, business education and vocational-technical education. The Associate of Arts Degree program provides the basic college coursework needed by students who intend to transfer to four-year colleges to pursue a baccalaureate degree; business and vocational-technical education is primarily designed to prepare students for either immediate employment or further college work.

Institute of American Indian Arts (IAIA) (2,146,000): The Institute of American Indian Arts (IAIA) was established by the Bureau of Indian Affairs in 1962 at the site of the Santa Fe Indian School (SFIS) in Santa Fe, New Mexico. The IAIA was originally designed to offer a senior high school and post-high school curriculum, in a residential setting, which would focus on American Indian arts and would draw its student population from all tribes throughout the country. The IAIA continued its original programs until 1975 when the Commissioner of Indian Affairs chartered the IAIA to continue to offer 11th and 12th grade coursework leading to a high school diploma and to offer the two-year Associate of Fine Arts (AFA) postsecondary degree. The high school programs were completely phased out by 1979; and since that time, the IAIA has offered only postsecondary coursework for students enrolled in degree and non-degree programs.

The IAIA operated at the SFIS site from 1962 to 1981. In 1981 a majority of programs and functions of the IAIA were moved to the College of Santa Fe campus. Since the 1981-82 school year, the IAIA has operated its program in facilities leased from the College of Santa Fe, an independent, undergraduate liberal arts college. The College of Santa Fe is physically located less than two miles from the SFIS site. Today, the IAIA is the only major arts institution in the United States whose total education program is devoted solely to the artistic and cultural development of American Indians and Alaskan Natives.

In 1984 the IAIA was granted full accreditation status by the North Central Association of Colleges and Schools. Currently, the IAIA offers programs leading to certificates and the Associate of Fine Arts degree in four major areas: (1) Two-Dimensional Arts, (2) Three-Dimensional Arts, (3) Creative Writing and (4) Museum Training. In addition to the museum training program, the IAIA museum has become a national archive to display numerous Indian art forms from former students and on loan from individuals and tribal governments.

Southwestern Indian Polytechnic Institute (SIPI) (\$3,783,000): Southwestern Indian Polytechnic Institute is located in Albuquerque, New Mexico and was opened in September, 1971 with the purpose of providing Indian students with postsecondary education programs in high demand, vocational/technical fields. Today, SIPI provides both an academic and residential program for Indian students from more than 30 Indian tribes.

Fully accredited by the North Central Association of Colleges and Schools, SIPI provides instruction in a variety of careers. The industrial training programs include architectural and electronic drafting, surveying, electronics, graphic arts, offset printing, and optical technology. The business department offers training in secretarial and clerical skills, accounting, data processing, marketing and distribution. Students entering SIPI's food preparation program may specialize in institutional cooking, chef's training or fast food management.

Some Indian/Alaskan Natives have difficulty in competing in higher education because of restricted academic backgrounds, low income, living in isolated areas, and a lack of college orientation programs. Special consideration in designing curriculum best suited to the needs of Indian/Alaska Natives is a major concern which is strongly stressed and provided in Bureau postsecondary schools.

The three postsecondary schools' dormitories continue to be filled to capacity. The geographic locations of the schools limit the number of day students able to commute. Table 1 shows the full-time equivalent (FTE) student data. FTE is calculated by dividing the cumulative student academic hours per academic term by twelve.

TABLE 1 - STUDENT FTE DATA

	DORM CAPACITY <u>a/</u>	FY 1986 (Actual) <u>TOTAL FTE</u>	FY 1987 (Estimate) <u>TOTAL FTE</u>	FY 1988 (Estimate) <u>TOTAL FTE</u>
Haskell	700	1,081	1,081	1,081
IAIA	160	195	195	195
SIPI	512	735	735	735
Total	<u>1,372</u>	<u>2,011</u>	<u>2,011</u>	<u>2,011</u>

a/ Dorms are for single residents only. Tribal funds, Department of Education financial aid, the Higher Education Grant Program, and Adult Vocational Training Funds are used to assist married students living off campus.

The number of Indian/Alaska Native students awarded Associate Degrees or certificates of completion from the three schools is shown in Table 2. Table 3 displays the estimated cost per student FTE.

TABLE 2 - NUMBER OF GRADUATES

	<u>FY 1985</u> <u>(Actual)</u>	<u>FY 1986</u> <u>(Actual)</u>	<u>FY 1987</u> <u>(Estimate)</u>	<u>FY 1988</u> <u>(Estimate)</u>
Haskell	202	125 a/	175	
IAIA	54	55	55	
SIPI	<u>142</u>	<u>140</u>	<u>140</u>	
Total	398	320	370	

a/ The pre-college program implemented at Haskell in 1984/85 has slowed down the graduation of some students but has improved their performance.

TABLE 3 - ESTIMATED EDUCATIONAL COST PER FTE

<u>School</u>	<u>FY 1988</u> <u>FTE (EST)</u>	<u>FY 1988</u> <u>Cost/FTE (EST)</u>	<u>FY 1988</u> <u>ESTIMATE</u>
Haskell	1,081	\$ 4,524	4,890,000
IAIA	195	\$ 8,697	1,696,000
SIPI	<u>735</u>	<u>\$ 3,705</u>	<u>2,723,000</u>
TOTAL	2,011		\$ 9,309,000

B. TRIBALLY CONTROLLED COMMUNITY COLLEGES

	<u>FY 1987</u> <u>President's</u> <u>Request</u>	<u>FY</u> <u>1988</u> <u>Base</u>	<u>FY</u> <u>1988</u> <u>Estimate</u>	<u>Inc.(+)</u> <u>Dec.(-)</u> <u>From 1987</u>	<u>Inc. (+)</u> <u>Dec. (-)</u> <u>From Base</u>
Central Office Operations \$	10,903	10,903	11,403	+500	+500

Authorization: P.L. 98-192 is the authority under which funding for Tribally Controlled Community Colleges is provided by the Secretary.

Objective: The objective of the program is to provide financial assistance to Tribally Controlled Community Colleges (TCCCs) so that Indian/Alaska Native students may further their education, in a supportive environment, in close proximity to the Indian reservations.

Base Program (\$10,903,000; FTE-0-): The Indian Self-Determination and Education Assistance Act (P.L. 93-638) states the role of the Federal Government is to provide comprehensive education programs and services for Indians/Alaska Natives. Community colleges are governed by a local board of regents, a majority of whom are Indian. This enables the sponsoring tribes to pursue educational goals for their people compatible with the needs and assessments of the tribes. Table 1 presents summary data for the Tribally Controlled Community Colleges for FY 1985 through FY 1987. Title I of the Tribally Controlled Community College Assistance Amendments Act of 1983 (P.L. 98-192 dated December 1, 1983) authorizes grants to the Tribally Controlled Community Colleges to defray expenditures for academic, educational, and administrative purposes and for the operation and maintenance of all TCCCs except Navajo Community College. Title II grants are authorized only for the Navajo Community College for an amount necessary for operating and maintaining the College, including, but not limited to, administrative, academic, and operation and maintenance costs.

Public Law 98-192 directed a revised method of counting students for Title I TCCCs. "Full Time Equivalent (FTE)" will be changed to "Indian Student Count (ISC)". All credit hours (for full-time, part-time, and summer students) are added together and divided by 12 to arrive at the ISC. For FTE calculation, full-time students were counted as one FTE regardless of the number of hours enrolled, credit hours of part-time students were converted to FTE by dividing the hours by 12, and summer students were not included in the count.

The law directed the GSA to conduct, and submit to the Congress by June 1, 1985, a study of facilities which might be available for use by the TCCCs. The study will not be conducted until a funding source has been identified. The law further directed that after completion of the study, the GSA and BIA initiate a program for the identified facility improvement or new construction. No funds are included in this budget request for facility improvements or new construction for TCCCs. The TCCC reauthorization bill presently before Congress would give this responsibility to the Secretary of Interior.

TABLE 1 - SUMMARY DISTRIBUTION OF FUNDS (\$000)

<u>Funding</u>	<u>FY 1987 Request</u>	<u>FY 1988 Base</u>	<u>FY 1988 Estimate</u>
Title I	\$ 6,974	\$ 6,974	\$ 6,974
Title II (N.C.C.)	3,813	3,813	3,813
Tech. Assistance	116	116	116
Endowments	---	---	500
Totals	\$ 10,903	\$ 10,903	\$ 11,403

Since tribal colleges are located on non-taxable Indian lands, Bureau grants are provided to tribal colleges in lieu of local tax funds. The total operating budget for a college will consist of the BIA operating grant plus other financial resources generated by the colleges. The BIA grant represents from 10 to 90% of the operating budget at the TCCCs.

The minimum requirement for funding of the Tribally Controlled Community Colleges under Public Law 98-192 is a positive eligibility study. The process begins with the tribe submitting an application to the Office of Indian Education Programs. An on-site visit is made to conduct the feasibility study. A feasibility study model is used as the standard instrument in making a determination for eligibility. The model requires evidence: (1) that organic documents and legal requirements outlined in the law are met; (2) of harmony between the needs outlined by the tribe and the goals, philosophy and plan of operation of the college; (3) that the curriculum is in harmony with the goals and objectives of the tribe; (4) that the institution has a system for identifying full-time and part-time students in attendance; (5) of the absence of alternative education sources; (6) of the presence of a reasonable number of students; (7) of the existence of sufficient facilities to meet the needs of the student body; (8) that the existing staff is adequately providing the services offered by the college; and (9) that the college has adequate funding to support its proposed program and that available resources are managed in an efficient and accountable manner. The feasibility study is based on the criteria that the tribal college: (1) is feasible to the extent that it meets the requirements of the law; (2) will continue to operate; and (3) will seek full accreditation. Feasibility can be determined by the implicit and explicit comparison of the school with other

the final responsibility for determining "whether there is justification to encourage and maintain a Tribally Controlled Community College." The technical assistance amount of \$116,000 is provided to assist the tribal colleges in gaining full accreditation and maintaining quality cost effective program operations.

An operational grant, as opposed to a Public Law 93-638 tribal contract, is provided to each tribal college once it is determined that it is eligible under the provisions of Public Law 98-192.

Table 2 shows the list of Title I Tribally Controlled Community Colleges and the comparative data on the number of FTE/ISC Indian students, graduates, accreditation status, and the types of degrees and certificates awarded by each college for fiscal years 1985-88.

FY 1986 funds were distributed on an FTE basis, but the ISC count for FY 1986 is displayed for comparison and to demonstrate that the higher ISC number does not mean more students, it is merely a different method of calculating "student count". The ISC estimates for FY 1987 and FY 1988 were submitted by the community colleges, and the numbers have not been verified.

TABLE 2 - FTE/ISC and Graduates

<u>Tribal College</u>	FY 1985	FY 1986		Est. FY 1987	Est. FY 1988	<u>Accred-a/ itation</u>	Degrees or Certificate <u>Offered b/</u>	FY 1986 Grads.
	<u>FTE</u>	<u>FTE</u>	<u>ISC</u>	<u>ISC d/</u>	<u>ISC d/</u>			
Blackfeet	174	207	220	210	214	Cand	AA, AAS, Voc. Cert.	56
Cheyenne River	45	42	56	60	75	Cand	AA, AS, Voc. Cert.	7
College of Ganado	182	135	240	255	350	Accred	AA, AAS	15
D-Q University	112	108	119	71	90	Accred	AA, AS	7
Dull Knife	178	95	120	121	140	NA	AA, AAS	18
Fort Belknap	76	85	235	285	315	Cand	AA	--
Fort Berthold	61	106	142	158	189	Cand	AA, Voc. Cert.	15
Fort Peck	59	100	148	160	190	Cand	AA, AAS, Voc. Cert.	10
Lac Courtes Oreilles Ojibwa	66	85	120	120	125	Cand	AA	--
Little Big Horn	80	84	97	84	86	Cand	AA, Voc. Cert.	25
Little Hoop	66	83	252	271	321	Cand	AAS, Voc. Cert.	10
Lummi	104	150	175	185	200	Cand	AS	10
Nebraska	146	157	177	180	185	Cand	AA, AS, AAS, Voc. Cert.	20
Oglala Lakota	480	467	536	530	550	Accred	AA, BS, Voc. Cert.	70
Salish Kootenai ^{c/}	179	268	308	247	260	Accred	AA, AAS, Voc. Cert.	40
Sinte Gleska	269	291	435	450	475	Accred	AS, AAS, BS, Voc. Cert.	30
Sisseton- Wahpeton	126	110	116	130	140	Cand	AA, Voc. Cert.	10
Standing Rock	225	227	261	290	300	Accred	AA, AAS, AS, Voc. Cert.	30

TABLE 2 - FTE/ISC and Graduates

Tribal College	FY	FY		Est.	Est.	Accred-a/ itiation	Degrees or Certificate	FY
	1985	1986		FY 1987	FY 1988		Offered b/	1986
	<u>FTE</u>	<u>FTE</u>	<u>ISC</u>	<u>ISC d/</u>	<u>ISC d/</u>			<u>Grads.</u>
Stone Child c/	--	--	--	80	95	NA	AA, AAS	--
Turtle Mountain	<u>225</u>	<u>259</u>	<u>329</u>	<u>340</u>	<u>350</u>	Accred	AA, AAS	<u>61</u>
Title I Totals	<u>2,853</u>	<u>3,059</u>	<u>4,086</u>	<u>4,227</u>	<u>4,650</u>			<u>434</u>

a/ Accred - Fully accredited by a recognized accreditation association.
 Cand - Candidate status towards accreditation.
 NA - Not accredited but meets the three institutional certification requirements of Public Law 95-471.

b/ Degrees Awarded by TCCC:

- ASN - Associate of Science Nursing (R.N. and L.P.N. - at NCC 80% of the students must pass State examinations in order for the program to maintain accreditation).
- AA - Associate of Arts
- AS - Associate of Science
- AAS - Associate of Applied Science
- BS - Bachelor of Science
- Voc. Cert. - Vocational Certificate, at least one year but not more than two years in a vocational program. (Students must pass a proficiency examination in vocational programs).

c/ Stone Child students were counted at Salish-Kootenai in FY 1985 and FY 1986.

d/ Estimates were submitted by the TCCCs and have not been verified.

TABLE 3 - TITLE II FUNDS a/
(Dollars in thousands)

	<u>FY 1986 Actual</u>			<u>FY 1987 Estimate</u>			<u>FY 1988 Estimate</u>		
	<u>Grants</u>	<u># of students</u>		<u>Grants</u>	<u># of students</u>		<u>Grants</u>	<u># of students</u>	
		<u>Full-Time</u>	<u>Part-Time</u>		<u>Full-Time</u>	<u>Part-Time</u>		<u>Full-Time</u>	<u>Part-Time</u>
Navajo Community College	\$3,649	542	1,034	\$3,813	542	1,034	\$3,813	542	1,034

a/ Fall and Spring enrollment are averaged for calculation of number of full-time and part-time students.

Increase from FY 1988 Base:

(Dollar amounts in thousands)

<u>Program Element</u>		<u>FY 1988 Base</u>	<u>FY 1988 Estimate</u>	<u>Difference</u>
TCCC Endowments	\$	--	500	+500

P.L. 98-192 directs the Secretary to establish a program for making endowment grants to TCCC's. This provision of the law, over time, will greatly assist the colleges in becoming more self sufficient and less dependent on federal dollars. The endowment is to be based on a dollar for dollar match. For each dollar a college places into an endowment, the federal government will match up to a maximum amount of \$350,000 per endowment per fiscal year. The colleges may use either tribal funds or those raised privately. The endowment must be placed in a federally-insured banking or savings institution, and the interest earned can be used to defray expenditures associated with the operation of the college. A college cannot reduce the original endowment investment without losing the federal match on a dollar for dollar basis. Regulations implementing this section of the law are being prepared for publication in the Federal Register. The \$500,000 request for FY 1987 is based on colleges' estimates of contributions from outside sources.

Object Class Distribution - Continuing Education Subactivity

	<u>Amount</u>
Grants, subsidies, and contributions.....	500,000
Total.....	\$ <u>500,000</u>

Justification of Program and Performance

Activity: Education
 Subactivity: Education Enrichment and Advancement Programs

(Dollar amounts in thousands)

<u>Program Element</u>	<u>FY 1987 President's Request</u>	<u>FY 1988 Base</u>	<u>FY 1988 Estimate</u>	<u>Inc. (+) Dec. (-) From Base</u>	<u>Inc. (+) Dec. (-) From Base</u>
A. Special Enrichment Programs	\$ 9,500	9,500	9,500	---	---
B. Fellowships for Indian Students	\$ 2,000	2,000	3,500	+1,500	+1,500
Total Requirements	\$ <u>11,500</u>	<u>11,500</u>	<u>13,000</u>	<u>+1,500</u>	<u>+1,500</u>

For FY 1988, the Bureau of Indian Affairs is requesting \$13,000,000 for Education Enrichment and Advancement Programs. This activity will fund two national level programs: (1) special enrichment programs for pre-school, elementary, and secondary students, and (2) fellowships for Indian students to attend graduate school. With some modifications, both of these programs are basically continuations from prior years of programs funded under Parts A and B of Title IV of the Indian Education Act administered by the U.S. Department of Education.

A. Special Enrichment Programs

Objective: The broad objective of this activity is to assist Indian students in developing the attitudes, motivation, skills, and knowledge necessary to succeed in the world; and at the same time, reinforce the values and traditions of the Indian society.

Specific objectives include: (1) improving student achievement in academic subjects and basic skills; (2) preventing school dropouts; (3) reducing absenteeism; and (4) developing student competence in traditional subjects and skills, i.e. native arts and crafts.

Base Program (\$9,500,000): In keeping with the current Administration policy of consolidating in the Bureau of Indian Affairs all funding for Education programs serving Indian students in Bureau-funded schools, the Bureau will operate the following Title IV programs in FY 1987.

- Payments to Indian Controlled Schools, Part A
- Planning, Pilot and Demonstration Projects, Part B
- Educational Services Projects, Part B

The basic purpose of this subactivity is to provide financial assistance for (1) projects designed to improve educational opportunities for Indian children by providing educational services that are not available in sufficient quantity or quality to those children; (2) enrichment programs that introduce innovative and exemplary approaches, methods, and techniques into the education of Indian children in elementary and secondary school; and (3) planning, pilot and demonstration projects designed to create, test, and demonstrate the effectiveness of

programs for improving educational opportunities for Indian children. The three programs have historically funded many of the same types of activities. The Bureau has, therefore, consolidated them into one program and expanded eligibility for participation from just tribes and Indian organizations (primarily BIA-funded contract schools) to include BIA-operated schools. The Bureau plans to issue regulations defining the criteria upon which awards will be made. Recognizing that each project will be unique, since goals and objectives are based on the specific needs of the service population, the award will generally be made for the following broad categories (1) pre-school programs; (2) curriculum development; (3) Indian cultural heritage; (4) computer/media instruction; (5) dropout prevention and reduction of absenteeism; (6) tutoring and/or counseling; (7) career/vocational training; (8) bilingual programs; (9) gifted and talented curriculums, including providing accelerated courses in such areas as math or science; (10) teacher training/staff development (11) alcohol and drug abuse; and (12) parenting skills.

Individual schools will compete for the funds through submission of applications to the Central Office of the Office of Indian Education Programs. While the actual criteria and the number of points to be assigned to each have not been finalized, the Bureau expects to use most of the same major criteria as those established for the Title IV programs. They are (1) the educational needs of the Indian children to be served with an explanation of why the school lacks the financial resources to conduct the project; (2) the quality of the total plan of operation, including (a) design of the project, (b) management plan, (c) how objectives relate to purpose of the program, and (d) activity plan; (3) parental and community involvement; (4) quality of key personnel; (5) budget and cost effectiveness; (6) evaluation plan; and (7) adequacy of resources, including facilities.

B. Fellowships for Indian Students

Objective: To provide financial assistance to Indian students for graduate level study with special emphasis on students pursuing the professions of law, education, medicine, natural resources, engineering and business administration.

Base Program (\$2,000,000): This program consolidates the Bureau's Special Higher Education Program with the Indian Fellowship Program formerly funded under Part B of Title IV at the U.S. Department of Education. The primary objective of both programs has been to provide financial assistance to Indian students for graduate level study in the fields of law, medicine, education, business administration, forestry, and engineering. Psychology was added as a new eligible field by the Education Amendments of 1984 (P.L. 98-511). The primary difference between the two programs was the criteria for determining to whom awards would be granted. Participation in the BIA program was limited to graduate level study and was based solely on unmet financial need as determined by the institution's financial aid officer. Approximately 39 percent of the FY 1985 awards under the Title IV program went to undergraduate students in the fields of business administration, natural resources, and engineering. Title IV awards were based on financial need, academic record, other potential for success, and likelihood of service to Indians upon graduation.

Eligibility for grants awarded by BIA also differed from that of Title IV. BIA recipients must be at least one fourth degree Indian blood and a member of a federally-recognized tribe. In FY 1984, 75 percent of the Title IV fellows were members of a federally-recognized tribe. Of the 57 fellows who were not members of a federally-recognized tribe, 42 were from one tribe. These students will still be eligible for the student aid programs offered by the Department of Education and other federal programs.

The base program will fund approximately 350 graduate students. The program will be handled under a single contract awarded through the competitive process and will use the BIA criteria for eligibility and need.

Increase from FY 1988 Base:

(dollar amounts in thousands)

<u>Program Element</u>		<u>FY 1988 Base</u>	<u>FY 1988 Estimate</u>	<u>Difference</u>
Fellowships for Indian students	\$	2,000	3,500	+1,500

In school year 1985-1986, the contractor was unable to fund the unmet needs of 73 eligible students because of insufficient funds, and an additional 56 students received only partial assistance. The increase will allow the Bureau to fund more of the eligible students and respond to the rapidly increasing costs of college education and the diminishing amount of federal assistance available to graduate students.

Justification of Program and Performance

Activity: Indian Services
 Subactivity: Tribal Government Services

Program Elements	(dollars in thousands)				
	FY 1987 Pres. Budget as Amended	FY 1988 Base	FY 1988 Estimate	Inc. (+) Dec. (-) From 1987	Inc. (+) Dec. (-) From Base
A. Aid to Tribal Government	\$ 4,213 (FTE) (71)	3,313 (71)	9,388 (71)	+ 6,075 (--)	+ 6,075 (--)
B. Tribal Courts	\$ 1,391 (FTE) (--)	1,391 (--)	2,391 (--)	+ 1,000 (--)	+ 1,000 (--)
Total Requirements	\$ 5,604 (FTE) (71)	4,704 (71)	11,779 (71)	+ 7,075 (--)	+ 7,075 (--)

A. Aid to Tribal Government

Area Office Operations	\$ 1,350 (FTE) (39)	1,350 (39)	1,350 (39)	-- (--)	-- (--)
Central Office Operations	\$ 1,677 (FTE) (32)	1,677 (32)	1,752 (32)	+ 75 (--)	+ 75 (--)
New Tribes Undistributed	\$ 1,186 (FTE) (--)	286 (--)	6,286 (--)	+ 6,000 (--)	+ 6,000 (--)

Authorization: P.L. 96-240 (The Maine Indian Claims Settlement Act of 1980) is the authority under which special programs are to be provided to the Indians of Maine in settlement of their claims. P.L. 93-134 (The Indian Judgment Funds Distribution Act of 1973, as amended) makes the Secretary responsible for completion of certain tasks, within specified time frames, relative to judgment awards of the Indian Claims Commission or the Court of Claims.

Objective: To improve tribal governments' operational capabilities through the provision of technical and financial assistance to tribes so they can exercise the full range of their inherent powers in an effort to better serve their tribal members and communities. To insure the timely submission of judgment plans assuring, to the greatest extent practicable, that tribal plans for the utilization of their money are adopted. To assure the timely processing of petitions from non-federally recognized Indian tribes or groups in order to determine their proper relationship with the Federal Government.

Base Program (\$3,313,000; FTE 71): The Tribal Government Services subactivity contains a number of separate and distinct program elements providing technical and/or financial assistance to Indian tribes. Each program element is discussed in more detail on the following page:

Community Services-General (\$517,000; FTE 10): This program provides, at the area and central office levels, staff specialists and program and policy advisors to the Area Directors and the Assistant Secretary-Indian Affairs, respectively, on all matters related to the entire Indian Services program.

Area Office Operations (\$202,000; FTE 6): The area office level is involved in, and responsible for, the application of program policy and implementation of all Indian services programs.

Central Office Operations (\$315,000; FTE 4): The central office level provides staff support to the Assistant Secretary-Indian Affairs with respect to policy and operational matters regarding Indian Services programs.

All Other Aid to Tribal Government (\$2,510,000; FTE 61)

Area Office Operations (\$1,148,000; FTE 33): The majority of the area office funding is used to provide technical assistance to 309 federally recognized Indian tribes in the lower 48 states and 197 Alaska Native groups. The area staff and funds are used to assist the tribes in developing, improving or amending tribal constitutions, bylaws, codes and ordinances and membership rolls; conducting elections; reviewing and approving tribal attorney contracts; assuring the integrity of the separate branches of government; resolving issues involving intratribal disputes, membership, recall and removal; and providing related assistance to tribal governments. In addition, the area office staff provide technical assistance to the tribes in developing proposals for the use of judgment funds and conducts the Hearings of Record. Once a distribution plan becomes effective, the area staff implements the plan and has the responsibility of performing the enrollment work necessary for making a per capita distribution. When the Secretary has been directed to prepare a payment roll (e.g., when the award is to be distributed on a descendancy basis), applications for enrollment are usually filed with a Bureau Area Director. The enrollment staff is also responsible for certifying enrollment as a member of a federally recognized tribe and/or the possession of federally recognized Indian blood for the purposes of qualifying individuals for federal services and benefits available to Indian people.

Central Office Operations (\$1,362,000; FTE 28): In addition to providing overall program management, the central office staff performs work and provides technical assistance in the areas of tribal claims, tribal enrollment, tribal government, and federal acknowledgement of the existence of tribal entities not currently recognized by the Bureau.

With respect to tribal claims, the central office is involved in two areas. The first is providing technical assistance to tribes and their claims attorneys concerning the prerequisites for obtaining Secretarial approval of compromise settlements of claims pending before the U.S. Claims Court, many of which are multimillion dollar settlements, and auditing attorney fees and expense vouchers after judgments are awarded. The second is performing the ethno-historical research concerning beneficiaries of judgment awards and processing detailed plans or preparing legislation for tribal use of the judgment funds, in compliance with the Indian Judgment Fund Distribution Act. The type of work performed includes the identification of modern-day tribal beneficiaries and often involves complex multitribal determinations where more than one tribe is involved. In those instances where funds are to be distributed to descendants of historical tribes, the staff develops the eligibility criteria which will govern individual rights to participate in the judgment fund distribution. Once the beneficiaries have been identified and the area offices have held a Hearing of Record, the central office staff develops the Judgment Fund Distribution Plan or proposed legislation for submittal to the Congress.

The Tribal Enrollment program provides technical assistance to the area, agency and tribal staff with respect to developing or updating membership criteria or procedures, preparing and maintaining tribal membership and tribal payment rolls and certifying or computing degree of Indian blood. As required by law or provided for in tribal governing documents, the enrollment program staff reviews appeals from the rejection of applications for membership or enrollment at the tribal and/or area level. It also reviews cases where individuals have questioned the degree of Indian blood shown for them or their ancestors in the official records affecting their eligibility for membership and/or for services and benefits.

The Tribal Government program provides technical assistance to area, agency and tribal staff concerning the development and amendment of tribal constitutions and bylaws, ordinances and other governmental documents. Efforts in this area are ongoing and reflect a commitment to modernize tribal governing documents to reflect modern-day realities and equip tribes with the mechanisms to adequately deal with and regulate the affairs of the tribe, its members and other reservation residents. The program processes petitions from tribal members for Secretarial action, such as calling an election to adopt a constitution, and appeals from administrative actions relating to tribal government. Intratribal disputes are closely monitored for possible program involvement requiring mediating resolution efforts, and when resolution efforts fail, recommending specific action to Bureau line officials.

The Acknowledgment and Research program is responsible for researching and processing petitions for the Federal acknowledgment of Indian groups not currently recognized by the Bureau. The Bureau has established criteria in 25 CFR 83 which is used to evaluate these petitions. There are approximately 237 unrecognized groups in the nation, of which 106 have formally petitioned the Bureau. Acknowledgment establishes a government-to-government relationship with those tribes that can meet the criteria, entitling them to the special Indian services of the Bureau and other Federal, State, and private agencies. Considering the fact that the unrecognized groups average 600 members each, and the Bureau expends approximately \$1 million annually to service a tribal population of 600, the need for a painstaking evaluation becomes apparent. Of the 20 groups which have been evaluated by the program since 1978, 12 have been denied acknowledgment.

New Tribes Undistributed (\$286,000; FTE 0): The New Tribes program provides the initial source of funding for newly acknowledged tribes, enabling them to begin regular federally funded operations under their proposed budgets.

Funding for newly acknowledged tribes which have approved budgets is carried in the summary table of funding under the undistributed category until such time as their funding level can be reflected in the Tribe/Agency base. At that time, their funding is transferred to the tribal priority system. The undistributed category is reduced accordingly. In FY 1988, the base amount will be used to provide partial funding to one tribe with an estimated service population of 500 members.

Increase from FY 1988 Base:

(dollars in thousands)

<u>Program</u>		<u>FY 1988 Base</u>	<u>FY 1988 Estimate</u>	<u>+/- Difference</u>
Central Office Operations	\$	1,677	1,752	+ 75
	(FTE)	(32)	(32)	(--)
New Tribes Undistributed	\$	1,186	1,186	+ 6,000
	(FTE)	(--)	(--)	(--)
		<hr/>	<hr/>	<hr/>
Total	\$	2,863	2,938	+ 6,075
	(FTE)	(39)	(39)	(--)

Central Office Operations (+\$75,000; FTE 0): This increase will be used by the staff of Tribal Government Services to pay for costs associated with the microfilming of historical documents such as: tribal membership rolls; records pertaining to voting on whether to organize under the Indian Reorganization Act; Indian Claims materials; the Collier records; the completed findings of Federal acknowledgment cases; and the petitions for Federal acknowledgment of existence of a tribal entity. The microfilming of these documents will also result in a savings of space currently required to house these documents. These records are used on a continuing basis for the purpose of research, background information on court cases, and as the basis for deciding appeals before the Secretary of the Interior. These documents are presently in danger of being destroyed through overuse. Once these documents are microfilmed, they can be sent to the Archives.

New Tribes Undistributed (+\$6,000,000; FTE 0): This increase will be used to provide funding to five new tribes with an estimated membership of 7,000 individuals. We expect three tribes will become recognized during FY 1986 and 1987 and two others will become recognized during FY 1988.

B. Tribal Courts

<u>Program Elements</u>	(dollars in thousands)				
	FY 1987 Pres. Budget as Amended	FY 1988 Base	FY 1988 Estimate	Inc. (+) Dec. (-) From 1987	Inc. (+) Dec. (-) From Base
Special Tribal Courts	\$ 1,391	1,391	2,391	+ 1,000	+ 1,000
	(FTE) (--)	(--)	(--)	(--)	(--)
<hr/>					
Total Requirements	\$ 1,391	1,391	2,391	+ 1,000	+ 1,000
	(FTE) (--)	(--)	(--)	(--)	(--)

Authorization: 25 U.S.C. 461-479 (The Indian Reorganization Act of 1934), authorized tribes to reorganize under the provisions of the Act and to adopt constitutions, many of which contained provisions establishing tribal courts. P.L. 92-240 (The Maine Indians Claims Settlement Act of 1980) authorized the Maine Indian tribes to establish tribal courts. Numerous federal and state court decisions have recognized the authority of Indian tribes to exercise their sovereignty and to establish forums to maintain law and order and resolve disputes.

Objective: To improve and maintain the judicial capabilities of Indian tribes at a level which will insure the speedy and impartial adjudication of violations of tribal law and the resolution of civil disputes.

Base Program (\$1,391,000; FTE 0): The Special Tribal Courts program enables the Bureau to provide training and technical assistance via contract for Indian court personnel on a nationwide basis. In FY 1986, continued emphasis was placed on increasing the capabilities of existing tribal court systems and improving judicial, administrative, and prosecution functions. The Bureau has provided an average of 14 training sessions per year for approximately 750 to 800 Indian court personnel through contracts and by in-house instructors at regional training sessions. Formal course-work training has covered subjects such as: Basic and Advanced Criminal Law and Procedure; Basic and Advanced Civil Law and Procedure; Family Law; Torts; Contracts; Legal Writing; Evidence; Indian Probate; Court Administration; etc. Since the turnover rate for all judicial personnel is high, it is essential that training sessions be held on a regular basis.

In FY 1986 technical reviews of tribal court systems were performed to address administrative and technical deficiencies. Tribes were encouraged to evaluate and set priorities for their own court systems through the implementation of the Court Improvement Plans. The Court Improvement Plan also served as a self-assessment to be used by the Indian Courts to quantify its needs. Funding was provided to 14 "Needy Indian Courts". The Indian Law Reporter was purchased for 138 tribal courts.

Supervision of the Special Tribal Courts program is funded under the Aid to Tribal Government program element. Base program functions at the supervisory level represent the core of Bureauwide judicial services technical assistance to field personnel and tribal judicial systems on matters concerning program organization and management; civil and criminal jurisdiction; training of judicial personnel; development of rehabilitation capabilities, alternative codes and procedures, and court standards. The central office works closely with the Department of the Interior Solicitor's Office, the Federal court systems, and the Justice Department in developing, establishing, and maintaining tribal judicial systems which are in full accord with constitutional and other legal guarantees. It also promotes the development and implementation of model codes and systems which may be modified, as necessary, to meet local tribal needs; reviews regulations and legislation affecting the tribal judiciary; and maintains a close working relationship with Indian organizations associated with the Indian Judiciary and Federal agencies in order to insure close communication and the best joint use of resources for the overall development of the tribal judicial system.

Central office personnel also review tribal liquor ordinances for compliance with 18 U.S.C. 1161 and process these ordinances for publication in the Federal Register, as required by law. The staff also encourages the development of an awareness within the Indian Judicial system of its role within tribal government in crime prevention and rehabilitation of offenders, including providing for meaningful probation programs and emphasizing efforts to prevent child abuse.

Workload Data:

	<u>Estimate</u> <u>1986</u>	<u>Estimate</u> <u>1987</u>	<u>Estimate</u> <u>1988</u>
<u>Special Tribal Courts Training</u>			
Training Sessions (in-house)	2	3	3
Training Sessions (contract)	9	12	10
Trainees	700	900	800
Judges	400	500	300
Other Court Personnel	350	400	500

Increase from FY 1988 Base:

<u>Program</u>	(dollars in thousands)		
	<u>FY</u> <u>1988</u> <u>Base</u>	<u>FY</u> <u>1988</u> <u>Estimate</u>	<u>+/-</u> <u>Difference</u>
Special Tribal Courts	\$ 1,391	2,391	+ 1,000
	(FTE) (--)	(--)	(--)

Special Tribal Courts (+\$1,000,000; FTE 0): This increase will be used to provide additional funding to eight existing tribal "needy courts" for improvement projects that are identified under the Court Improvement Plan and to contract three multi-tribal appellate court systems. The locations for the appellate court systems have not been finalized. They will have jurisdiction to hear all appeals which member tribes resolve to submit. Approximately \$200,000 of these funds will be directed toward child abuse problems.

Object Class Distribution - Tribal Government Services Subactivity

	<u>Amount</u>
Other Services.....	+\$7,000,000
Supplies and Materials.....	+\$ 75,000
	<hr/>
Total.....	+\$7,075,000 =====

Justification of Program and Performance

Activity: Indian Services
 Subactivity: Social Services

Program Elements	(dollars in thousands)				
	FY 1987 Pres. Budget as Amended	FY 1988 Base	FY 1988 Estimate	Inc. (+) Dec. (-) From 1987	Inc. (+) Dec. (-) From Base
A. All Other Social Services	\$ 1,648 (FTE) (41)	1,648 (41)	1,988 (54)	+ 340 (+13)	+ 340 (+13)
B. Welfare Assistance Grants	\$ 91,455 (FTE) (--)	91,455 (--)	94,755 (--)	+ 3,300 (--)	+ 3,300 (--)
Total Requirements	\$ 93,103 (FTE) (41)	93,103 (41)	96,743 (54)	+ 3,640 (+13)	+ 3,640 (+13)
<u>A. All Other Social Services</u>					
Area Office Operations	\$ 972 (FTE) (22)	972 (22)	1,212 (32)	+ 240 (+10)	+ 240 (+10)
Central Office Operations	\$ 676 (FTE) (19)	676 (19)	776 (22)	+ 100 (+3)	+ 100 (+3)

Objective: To provide Bureau-wide direction and control of the social services program by establishing or revising policies and/or procedures that will result in the provision of a comprehensive and quality program to meet the financial, counseling, and home/institutional care needs of adults and children who are eligible for program services.

Base Program (\$1,648,000; FTE 41): The central office and area offices are responsible for programmatic direction for all aspects of the social services program. This includes provision of technical assistance to both Bureau and tribally operated social services programs.

Area Office Operations (\$972,000; FTE 22): The area offices have responsibility for overall technical supervision of the areas' social services programs. Responsibilities include development and operation of the area social services program; provision of technical assistance and consultation to the area-wide social services staff, tribes, and Indian organizations with respect to ICWA programs; coordinating social services policies, programs, and procedures with those of other Federal, State, and local agencies; performing field visits for program reviews and training purposes; making recommendations regarding the social services budget, including staffing, operations, and grant funds; assisting Bureau and tribal staff in improving professional competence; and supervising of the area Indian Child Welfare Act programs.

Central Office Operations (\$676,000; FTE 19): The central office exercises programmatic direction for all functions and systems of the social services program. Responsibilities include policy analysis, formulation, and implementation; management systems development, implementation, and evaluation; program planning, oversight, and evaluation; justification for appropriated funds; analysis of need to determine proper distribution of all grant funds; and coordinating the social services program with other Bureau and Federal agencies programs.

Object Class Distribution - Tribal Government Services Subactivity

	<u>Amount</u>
Other Services.....	+\$7,000,000
Supplies and Materials.....	+\$ 75,000
	<hr/>
Total.....	+\$7,075,000 =====

Justification of Program and Performance

Activity:	Indian Services				
Subactivity:	Social Services				
	(dollars in thousands)				
	FY 1987	FY	FY	Inc. (+)	Inc. (+)
	Pres. Budget	1988	1988	Dec. (-)	Dec. (-)
<u>Program Elements</u>	<u>as Amended</u>	<u>Base</u>	<u>Estimate</u>	<u>From 1987</u>	<u>From Base</u>
A. All Other Social Services	\$ 1,648	1,648	1,988	+ 340	+ 340
	(FTE) (41)	(41)	(54)	(+13)	(+13)
B. Welfare Assistance Grants	\$ 91,455	91,455	94,755	+ 3,300	+ 3,300
	(FTE) (--)	(--)	(--)	(--)	(--)
Total Requirements	\$ 93,103	93,103	96,743	+ 3,640	+ 3,640
	(FTE) (41)	(41)	(54)	(+13)	(+13)
	<u>A. All Other Social Services</u>				
Area Office Operations	\$ 972	972	1,212	+ 240	+ 240
	(FTE) (22)	(22)	(32)	(+10)	(+10)
Central Office Operations	\$ 676	676	776	+ 100	+ 100
	(FTE) (19)	(19)	(22)	(+3)	(+3)

Objective: To provide Bureau-wide direction and control of the social services program by establishing or revising policies and/or procedures that will result in the provision of a comprehensive and quality program to meet the financial, counseling, and home/institutional care needs of adults and children who are eligible for program services.

Base Program (\$1,648,000; FTE 41): The central office and area offices are responsible for programmatic direction for all aspects of the social services program. This includes provision of technical assistance to both Bureau and tribally operated social services programs.

Area Office Operations (\$972,000; FTE 22): The area offices have responsibility for overall technical supervision of the areas' social services programs. Responsibilities include development and operation of the area social services program; provision of technical assistance and consultation to the area-wide social services staff, tribes, and Indian organizations with respect to ICWA programs; coordinating social services policies, programs, and procedures with those of other Federal, State, and local agencies; performing field visits for program reviews and training purposes; making recommendations regarding the social services budget, including staffing, operations, and grant funds; assisting Bureau and tribal staff in improving professional competence; and supervising of the area Indian Child Welfare Act programs.

Central Office Operations (\$676,000; FTE 19): The central office exercises programmatic direction for all functions and systems of the social services program. Responsibilities include policy analysis, formulation, and implementation; management systems development, implementation, and evaluation; program planning, oversight, and evaluation; justification for appropriated funds; analysis of need to determine proper distribution of all grant funds; and coordinating the social services program with other Bureau and Federal agencies programs.

Increase from FY 1988 Base:

<u>Program</u>		<u>FY 1988 Base</u>	<u>FY 1988 Estimate</u>	<u>+/- Difference</u>
Area Office Operations	\$	972	1,212	+ 240
	(FTE)	(22)	(32)	(+10)
Central Office Operations	\$	676	776	+ 100
	(FTE)	(19)	(22)	(+3)
Total	\$	1,648	1,988	+ 340
	(FTE)	(41)	(54)	(+13)

Area Office Operations (+\$240,000; FTE +10): This increase is required to fully fund social service staff at the area level. The area office staff will continue to have responsibility for program evaluation which is a quality control effort and which complements the work of the central office Quality Control Unit. Follow-up corrective action at the area level will be required on an on-going basis to insure that the quality control identified problem areas are corrected. Other projects which will be initiated and which will require considerable area office staff work include (1) the "workfare" project with Employment Assistance which will be initiated at a minimum of five sites; (2) joint BIA-IHS initiatives in child welfare assistance, drug and alcohol abuse, pregnancy prevention, and placement of the mentally ill; (3) increased level of coordination of the Indian Child Welfare Act activities including scheduling panels for rating proposals, monitoring progress of grantees, and providing technical assistance; and (4) increased level of involvement in preventative services for children.

Central Office Operations (+\$100,000; FTE +3): This increase is required to expand the Bureau's initiative to establish a Quality Control Unit which will monitor and control payment integrity in the general assistance grant program. This initiative will assure that adequate quality control standards are maintained, an accurate caseload and expenditure reporting system is modified to meet program management needs, and appropriate regulations and operating manuals are issued and complied with by field organizations. The Quality Control Unit is responsible for continued development of standards and procedures for evaluation and monitoring of area offices and agencies; application of instruments to assess accuracy of eligibility determinations and level of payments, degree to which policy, standards and instructions are followed and applied uniformly at the area office and agency levels (administrative-operational reviews); and maintenance of a consistent data base for program management, reporting, program development and planning.

B. Welfare Assistance Grants

<u>Program Elements</u>	(dollars in thousands)				
	FY 1987 Pres. Budget as Amended	FY 1988 Base	FY 1988 Estimate	Inc. (+) Dec. (-) From 1987	Inc. (+) Dec. (-) From Base
Welfare Assistance Grants (Regular)	\$ 85,237 (FTE) (--)	85,237 (--)	88,537 (--)	+ 3,300 (--)	+ 3,300 (--)
Solo Parent Program (Child Welfare Act)	\$ 108 (FTE) (--)	108 (--)	108 (--)	-- (--)	-- (--)
Indian Child Welfare Acts (ICWA)	\$ 6,110 (FTE) (--)	6,110 (--)	6,110 (--)	-- (--)	-- (--)
Total Requirements	\$ 91,455 (FTE) (--)	91,455 (--)	94,755 (--)	+ 3,300 (--)	+ 3,300 (--)

Objective: To provide welfare assistance to eligible Indians who cannot obtain such assistance from states or local governments; and to provide Indian Child Welfare Act, Title II grants to Indian tribes for family and child services programs designed to maintain the integrity of Indian family life and to keep Indian children in their own homes.

Base Program (\$91,455,000; FTE 0): The Bureau of Indian Affairs provides welfare assistance to otherwise eligible Indians in its administrative jurisdictions when such assistance is not available through State or local public agencies. The Bureau provides services both through Bureau operated programs (which constituted approximately 35% of the entire welfare assistance grants program in FY 1987) and through Public Law 93-638 contracts with tribes (which constituted approximately 65% of the program in FY 1987). Consistent with the September 30, 1985, revision of 25 CFR 20, it is the Bureau's position that, insofar as possible, Indians should have the same right to State public welfare services as non-Indians under similar circumstances. The Bureau does, however, provide welfare assistance and services to eligible Indians when States do not provide for certain needs of Indians who reside on or near reservations. The Bureau therefore may provide services in a given State where State statutes and policies exclude Indians from participation in service programs (e.g., due to the tax-exempt status of Indian lands), and in circumstances where jurisdictional disputes between tribes and States prevent the delivery of services to Indians. In other instances, Federal legislation requires the Bureau to provide social services to specific tribes. An example of this is P.L. 97-429 which directs the Bureau to service the Texas Band of Kickapoos in Maverick County, Texas. With regard to the general assistance program component, the Bureau, by regulation, provides such assistance in States that do not provide general assistance programs to meet essential needs on an on-going basis.

Under regulation the Bureau applies State-established public assistance standards (Aid to Families with Dependent Children-AFDC) to determine individual need and payment levels for Bureau general assistance (welfare) payments and foster home payments for children.

These standards of assistance are used because they are individually drawn up by each State taking into account special conditions within the State in accordance with Social Security Act requirements and subsequently approved by the Department of Health and Human Services (HHS) before implementation. These State standards of assistance are reasonably equitable in determining the amounts of general assistance payments.

Welfare Assistance Grants-Regular (\$85,237,000; FTE 0): There are two types of assistance that are available under the welfare assistance grants program to tribes and tribal members. They are: General Assistance and Child Welfare Assistance. A detailed description of each programs follows:

1. General Assistance (\$70,496,000): The general assistance program consists of:

- a. Direct Financial Assistance (\$60,883,000): This assistance is currently provided in 18 States to families and individuals to pay living expenses for those whose income is below State standards.

The Bureau provides services in only those States not having a general assistance program available to meet the needs of Indians as defined in 25 CFR 20.21.

- b. Non-medical Institutional or Custodial Care (\$5,800,000): This assistance is provided to disabled adults who are not eligible for care from Indian Health Service, Medicaid under Title XIX, SSI or any other county, State, or Federal programs. The vast majority of this type of assistance is provided in the State of Arizona because that state does not administer a Title XIX Medicaid program.
- c. Contracts with Tribes to Run Tribal Work Experience Programs (TWEP) (\$2,838,000): About 4,300 tribal members who receive general assistance and who work on tribal projects under TWEP receive \$55 per month for work-related costs over their welfare payments. Examples of work projects include: road repair, building maintenance, facility construction, and housing construction and repairs.
- d. Burial Assistance (\$975,000): These funds are used to pay burial expenses of deceased indigent Indians or those whose survivors cannot afford funeral expenses.

2. Child Welfare Assistance (\$14,741,000): The child welfare assistance program provides for the care costs of abandoned, neglected, or handicapped children living in foster homes; private or tribal group care homes; or in residential settings designed to provide special care and programs for the handicapped. These payments are made directly or through contract to the provider and involve those states where the Bureau is authorized under 25 CFR 20.22(c) to have a program. These children are not eligible for care under any other county, State or Federal programs.

Solo Parent Program (\$108,000; FTE 0): This special program is to provide partial funding of the Solo Parent programs at the Flandreau and Sherman off-reservation boarding schools. This is funded under the Social Services activity--Child Welfare Assistance program as a result of the FY 1984 Congressional directive.

Indian Child Welfare Act Grants (ICWA) (\$6,110,000; FTE 0): P. L. 95-608 authorizes discretionary grants used by Indian tribes and organizations in conjunction with other State or tribal funding to establish and operate Indian child and family services programs. These grants are designed to maintain the integrity of Indian family life and thus avoid the unwarranted placement for adoption or foster care of Indian children. In prior years, 140-160 tribes and Indian organizations operated such programs, including:

1. Systems to license and regulate Indian foster homes and adoptive homes;
2. Facilities for counseling and treating Indian families and providing temporary custody of Indian children;
3. Programs to train parents on how to care for children in danger of neglect or abuse, and provide respite for parents in stressful situations;
4. Day care facilities;
5. Programs for after school care for high risk children, which emphasizes the cultural, academic, and social needs of children;
6. Programs to provide recreational activities;
7. Programs to provide training of tribal court personnel in the legalities of the Act and in the provision of quality, court related, child welfare services;
8. Adoptive subsidies which provide financial assistance to families for the maintenance or special care of an adoptive child, or for the completion of the adoption process;
9. Legal representation which includes providing counseling to families and consulting with tribes.

Workload Data:

Estimates of caseloads, unit costs and related funding increases provided below have their origin at the agency/reservation/tribal level. In compiling these estimates, the agency/reservation/tribal staff consider such factors as: past, current and projected caseload and unit cost trends; current and projected local employment opportunities; current and projected levels of State AFDC standards and State foster care/special care payment rates; possible natural disaster occurrences; and current and projected cost of obtaining basic living necessities (food, clothing, shelter, utilities). The tables which follow are a consolidation of total cases and expenses nationwide, based upon the information available, and are reflective of the situation at the time they were compiled. Some factors which could affect caseload data include natural disasters, upward or downward economic swings unique to certain reservations, and inflation factors affecting State standards.

	<u>I. Caseload</u>						1987- 1988 change
	1983	1984	1985 est.	1986 est.	1987 est.	1988 est.	
1. General Assistance (persons per month):	68,944	69,800	69,900	70,500	70,800	69,090	-1,710
a. TWEP participants	(4,167)	(4,300)	(4,300)	(4,300)	(4,300)	(4,300)	(--)
b. Institutional and Custodial Care	(800)	(925)	(985)	(985)	(985)	(985)	(--)
2. Child Welfare Assistance (persons per month)	2,855	3,000	3,000	3,000	2,936	2,875	-64
a. Foster home care (including family and small group care)	(1,599)	(1,800)	(1,800)	(1,800)	(1,736)	(1,720)	(-16)
b. Residential care for handicapped children	(1,256)	(1,200)	(1,200)	(1,200)	(1,200)	(1,155)	(--)
3. Burial Assistance							
a. Burials per year	1,350	1,350	1,350	1,350	1,300	1,300	(--)

II. Average Benefits (\$)

1. General Assistance - \$ per person per month (TWEP - \$ per participant per month)	75.68 (55.00)	80.22 (55.00)	79.44 (55.00)	78.80 (55.00)	82.98 (55.00)	89.01 (55.00)	+6.03* --
2. Child Welfare Assistance \$ per child per month	390.35	409.47	409.47	409.47	418.40	427.28	+8.88
3. Burial Assistance \$ per burial per year	642.21	725.00	725.00	725.00	750.00	750.00	--

III. Total Welfare Grant Costs by Type (\$000)

1. General Assistance (TWEP)	62,615 (2,892)	67,191 (2,838)	66,631 (2,838)	66,663 (2,838)	70,496 (2,838)	73,796 (2,838)	+3,300 --
2. Child Welfare Asst. (Solo Parent Program)	13,370 --	14,741 (108)	14,741 (108)	14,741 (108)	14,741 (108)	14,741 (108)	-- --
3. Burial Assistance**	870	1,354	1,354	---**	---**	---**	--

Total	76,855	83,286	82,726	81,404	85,237	88,537	+3,300
-------	--------	--------	--------	--------	--------	--------	--------

* The increase in unit cost reflects slight AFDC increases together with the increase required by the demonstration projects.

** Burial Assistance funds have been categorized and listed within the General Assistance component. The unit cost for both general assistance and miscellaneous assistance remains the same as shown above.

Most of the Title II Indian Child Welfare Act grant programs are multifaceted social services delivery systems. In FY 1988, an estimated 140 grants will be provided for a variety of different services. Because these are divergent and cannot be realistically categorized by a standard unit cost or servicing format, the data has been represented as follows:

	<u>1983</u>	<u>1984</u>	<u>1985</u> <u>est.</u>	<u>1986</u> <u>est.</u>	<u>1987</u> <u>est.</u>	<u>1988</u> <u>est.</u>	<u>1987-</u> <u>1988</u> <u>change</u>
Number of Grants	164	160	160	160	140	140	--
Total Dollars (\$000)	9,700	8,700	8,820	8,820	6,110	6,110	--

Increase from FY 1988 Base:

<u>Program</u>		<u>FY</u> <u>1988</u> <u>Base</u>	<u>FY</u> <u>1988</u> <u>Estimate</u>	<u>+/-</u> <u>Difference</u>
Welfare Assistance Grants (Regular)	\$	85,237	88,537	+ 3,300
	(FTE)	(--)	(--)	(--)

Welfare Assistance Grants (Regular)(+\$3,300,000; FTE 0): This increase is required to fund at least five tribally contracted "workfare" demonstration projects nationwide. Selection of the locations will occur during FY 1987 and will be based upon tribal programs with success records. The purpose of the "workfare" project is to provide employable adult Indians an alternative to general assistance and to create an environment for job creation. Throughout the demonstration year, projects will be evaluated and data will be collected to determine which strategies work best in given situations. If a "workfare" project proves to be successful, nationwide implementation will be initiated and subsequent budget justifications would reflect this program policy change. The increase in funding required for these five demonstration projects will be distributed (1) to raise the TWEP incentive of \$55 to \$100 for all eligible employable general assistance recipients at each tribal location; (2) to include students for the provision of basic economic needs in instances where no other resources exist; and (3) to include employment assistance recipients on an interim basis. Conditions for participation in these demonstration projects will be developed and uniformly implemented. Because of the increase in administrative requirements for these projects, approximately 40 percent of the funds will be utilized for administrative purposes while the remainder would be utilized as regular welfare assistance grants.

Object Class Distribution - Social Services Subactivity

	<u>FTE</u>	<u>Amount</u>
Total Personnel Compensation.....	+ 13	+\$ 309,000
Personnel Benefits.....		+\$ 31,000
Grants, Subsidies, and Contributions.....		+\$3,300,000
	<hr/>	<hr/>
Total.....	+ 13	+\$3,640,000
	=====	=====

Justification of Program and Performance

Activity: Indian Services
 Subactivity: Law Enforcement

Program Elements	(dollars in thousands)				
	FY 1987 Pres. Budget as Amended	FY 1988 Base	FY 1988 Estimate	Inc. (+) Dec. (-) From 1987	Inc. (+) Dec. (-) From Base
Law Enforcement	\$ 3,101 (FTE) (43)	3,101 (43)	4,801 (43)	+ 1,700 (--)	+ 1,700 (--)
Total Requirements	\$ 3,101 (FTE) (43)	3,101 (43)	4,801 (43)	+ 1,700 (--)	+ 1,700 (--)

Law Enforcement

Area Offices Operations	\$ 438 (FTE) (11)	438 (11)	438 (11)	-- (--)	-- (--)
Central Office Operations	\$ 833 (FTE) (13)	833 (13)	833 (13)	-- (--)	-- (--)
Police Academy	\$ 835 (FTE) (7)	835 (7)	835 (7)	-- (--)	-- (--)
Special Law Enforcement	\$ 895 (FTE) (12)	895 (12)	2,695 (12)	+ 1,800 (--)	+ 1,800 (--)
Detention Center Expansions	\$ 100 (FTE) (--)	100 (--)	-- (--)	- 100 (--)	- 100 (--)

Authorization: Law enforcement services are provided under authority of 18 U.S.C. 3055 (Act of June 25, 1948) which provides authority to suppress liquor traffic among Indians and authorizes the Chief Special Officer and his subordinate officers to make arrests.

Objective: Provide or assist in providing law enforcement services for: (A) The protection of life and property in Indian Country and reduction of incidents of crime which adversely affect the quality of life. (B) Development of methods and expertise to resolve conflicts and solve major crimes in Indian Country and through criminal justice remedial actions and rehabilitation reduce recidivism and adverse social effects. (C) Development of preventative and outreach programs which will enhance the public conception of law enforcement responsibilities, through training and development of needed public service skills. (D) Continued assessments and evaluations of individual program accomplishments in reducing crime in Indian Country. (E) Development and provision of levels of training to meet on-going needs of Bureau and tribal law enforcement.

Base Program (\$3,101,000; FTE 43)

Area Office Operations (\$438,000; FTE 11): The functions of the area law enforcement staff are to: (1) assist the Area Director in the management of law enforcement and detention programs on reservations within the jurisdiction of the area office; (2) investigate offenses on reservations in support of, or in lieu of, the responsible Federal agency or tribal law enforcement program investigators and (3) perform on-going program review of Bureau and tribally operated law enforcement programs within the area office's jurisdiction.

Central Office Operations (\$833,000; FTE 13)

Central Office Staff (\$462,000; FTE 7): The central office staff provides overall program management, including staff advice and analysis as required by Bureau line officers, regarding operations and policy for law enforcement and detention programs. In addition, the office is responsible for the management and operation of the Indian Criminal Justice Automated Data Information System; providing law enforcement programs with information on modern trends, new techniques, legislation, court decisions and other items and providing reports and data system training. Non-automated data management and operational reports are processed on a monthly and annual basis. Special reports are also prepared and processed. The central office staff provides supervision and direction over three field operations: the Special Operations Services Unit; the Inspection and Evaluation Unit; and the Indian Police Academy.

Special Operations Services Unit (\$130,000; FTE 3): This is a three-position unit headquartered in Albuquerque, New Mexico, whose primary function is to provide a rapid response and backup to local police departments on reservations where there is a threat of and/or ongoing confrontation or disruption. The secondary function is to provide training to both Bureau and tribal law enforcement units, as well as to keep agency level staff trained on the most up-to-date methods and techniques used in controlling civil disorders. This unit procures and maintains special equipment necessary to handle any emergency situations.

Inspection & Evaluation Unit (\$241,000; FTE 3): This small unit is headquartered at Albuquerque, New Mexico. The primary function is to conduct regular inspections and evaluations of area and local Bureau and contract law enforcement programs. Traditionally, 75% of the duties performed involve inspections and evaluations, while 25% of the work involves internal investigations. The percentages fluctuate with the number of reported incidents and requests received from various agencies. The agencies and contracted programs are evaluated to determine compliance with policies and procedures established through the Bureau's law enforcement manual. Where necessary, corrective actions are prescribed which will bring the agency into compliance with this manual.

Indian Police Academy (\$835,000; FTE 7): The police academy is located at the Evergreen Air Center, Pinal Air Park, Marana, Arizona, and is responsible for providing on-site and outreach training in basic courses for police recruits, and specialized training courses for Bureau and tribal law enforcement officers.

Special Law Enforcement (\$895,000; FTE 12)

Special Law Enforcement Unit (\$500,000; FTE 12): This special unit which will be headquartered in Albuquerque, New Mexico will consist of criminal investigators who assist various agencies with exceptionally high rates of criminal violations of the Indian Major Crimes Act, 18 U.S.C. 1152 and 1153. They will focus on the development of major criminal cases involving narcotic violations and sexual and child abuse for prosecution by the various U.S. Attorneys' offices. They will also supervise and assist other law enforcement officers to develop and present cases with professionalism and expertise, consistent with the criteria and guidelines for prosecution, thereby increasing the number and percentage of successful prosecutions in Indian Country.

Special Law Enforcement (\$395,000; FTE 0): These funds are used to improve the quality of the law enforcement program and to meet unexpected law enforcement needs when they occur, e.g., when:

- a. Judicial decisions award expanded Federal jurisdiction;
- b. States return jurisdiction to the Secretary of the Interior;
- c. Tribes retrocede law enforcement contracts; and
- d. Augmentation of on-site personnel and equipment already in jurisdiction when required because confrontational or disruptive activities arise.

Such situations are often unforeseen and require immediate action. Recent special assignments have been to the Hoopa Agency where criminal investigators, uniformed police officers, and officers from another Federal law enforcement agency were detailed on an extended marijuana eradication operation. Other special assignments have responded to incidents such as the Navajo-Hopi relocation and land controversy, where police officers and criminal investigators were specially assigned to promote and maintain peace and protection. Other officers were detailed to the Red Lake Reservation in Minnesota because of threats of violence during the elections and provided additional patrols because of incidents of arson after the elections.

Another example of the application of these funds occurred at the Uintah and Ouray Agency which experienced considerable problems caused by tribal retrocession of the law enforcement contract on very short notice. The Bureau, in order to maintain adequate protection on the reservation deployed, Bureau officers to that agency. The Bureau was also responsible for re-establishing the office with appropriate personnel, equipment, supplies and materials, etc., through application of Special Law Enforcement funds.

Increase/Decrease from FY 1988 Base:

<u>Program</u>	(dollars in thousands)			
		<u>FY 1988 Base</u>	<u>FY 1988 Estimate</u>	<u>+/- Difference</u>
Special Law Enforcement	\$	895	2,695	+ 1,800
	(FTE)	(12)	(12)	(--)
Detention Center Expansions	\$	100	--	- 100
	(FTE)	(--)	(--)	(--)
		-----	-----	-----
Total	\$	995	2,695	+ 1,700
	(FTE)	(12)	(12)	(--)

Special Law Enforcement (+\$1,800,000; FTE 0): This increase will be used to: (1) upgrade radio communications; (2) purchase computer equipment for automated law enforcement information system; (3) standardize weapons and; (4) establish a national narcotics task force capable of responding to major efforts to eradicate marijuana on the reservation and narcotic trafficking operations.

Detention Center Expansions (-\$100,000; FTE 0): This decrease reflects the completion of 14 detention centers funded under the Jobs Bill Appropriation.

Object Class Distribution - Law Enforcement Subactivity

	<u>Amount</u>
Travel and Transportation of Persons.....	+\$ 300,000
Other Services.....	-\$ 100,000
Equipment.....	+\$1,500,000

Total.....	+\$1,700,000
	=====

Justification of Program and Performance

Activity:		Indian Services				
Subactivity:		Self-Determination Services				
(dollars in thousands)						
Program Elements		FY 1987	FY	FY	Inc. (+)	Inc. (+)
		Pres. Budget	1988	1988	Dec. (-)	Dec. (-)
		as Amended	Base	Estimate	From 1987	From Base
A. Training and Technical Assistance	\$	1,855	1,855	1,287	- 568	- 568
	(FTE)	(38)	(38)	(29)	(-9)	(-9)
B. Contract Support Undistributed	\$	7,586	7,586	9,586	+2,000	+2,000
	(FTE)	(--)	(--)	(--)	(--)	(--)
C. Small Tribes Core-Management	\$	2,821	2,821	4,000	+1,179	+1,179
	(FTE)	(--)	(--)	(--)	(--)	(--)
Total Requirements	\$	12,262	12,262	14,873	+2,611	+2,611
	(FTE)	(38)	(38)	(29)	(-9)	(-9)

A. Training and Technical Assistance

Area Office Operations	\$	754	754	754	--	--
	(FTE)	(18)	(18)	(18)	(--)	(--)
Central Office Operations	\$	533	533	533	--	--
	(FTE)	(11)	(11)	(11)	(--)	(--)
TAAS	\$	568	568	--	- 568	- 568
	(FTE)	(9)	(9)	(--)	(-9)	(-9)

Authorization: 25 U.S.C. 450, the Indian Self-Determination and Education Assistance Act is the basic authority under which the Secretary provides training and technical assistance to federally recognized tribes.

Objective: Training and technical assistance is provided as prescribed by P.L. 93-638 to assist tribes in assuming management of Bureau programs, services and functions through contracting under the Act.

Specifically, technical assistance is provided to (1) enable tribes to avoid or overcome declination issues related to contract applications, (2) ensure satisfactory performance of contract or grant requirements and (3) to prevent suspension, termination or reassumption by the Bureau of contract programs or grants. Technical assistance is also provided to address urgent, one-time operational needs or problems of tribes. Program funding supports Bureau staff salaries and expenses necessary to administer the self-determination program at the field and central office levels.

Training is provided to tribal staff in such areas as financial management, personnel management, property control and other management systems. Training and orientation are also provided to newly elected tribal officials regarding tribal responsibilities and the procedures for taking advantage of opportunities offered under P.L. 93-638. In addition, Bureau staff receive training and orientation relative to the purpose of the Act and relevant regulatory provisions to ensure proper administration and oversight of contracts and grants.

Base Program (\$1,855,000; FTE 38): Training and technical assistance is provided primarily by Bureau P.L. 93-638 coordinators. Assistance is also provided under cooperative agreements by other Federal and non-Federal staff such as the Office of Personnel Management, the Department of Agriculture and private industry consulting firms expert in the areas of accounting, management, planning and program operations.

Area Office Operations (\$754,000; FTE 18): Area offices provide assistance to tribes in the preparation of contract and grant proposals and during the negotiation and award period. Assistance is also provided to address contract and grant performance requirements and to meet special one-time tribal requirements such as the award of special contracts to Certified Public Accounting Firms for the purpose of auditing various tribally contracted programs. The technical assistance is tailored to meet the specific and/or unique needs of individual tribes and is provided to allow tribes to meet the requirements of basic legislation and pertinent regulations.

Training is also provided at the request of the tribes, on an as-needed basis, in such areas as the use of OMB Circulars (A-102 and A-87), and in subjects related to basic office management, financial management, forms preparation, personnel systems management, property management, and similar subjects.

Central Office Operations (\$533,000; FTE 11): The central office provides overall policy guidance, coordination, direction, and cohesion for Bureau and tribal initiative involving contract support and grant functions associated with P.L. 93-638. The staff also identifies and defines problem areas, determines issues to be resolved, monitors implementation activities, recommends modifications to policies, procedures, guidelines, systems and structure required in order to be responsive to tribal initiatives.

Tribal and Administrative Accounting Services (TAAS)(\$568,000; FTE 9): TAAS staff provides technical assistance to tribes and tribal governments in the implementation and maintenance of support systems such as accounting, personnel, and property management. The staff performs functions which are programmatically aligned with those performed by the central office staff.

Workload Data:

The training and technical assistance program provides funding for the Bureau staff responsible for the coordination of the Self-Determination activities including the Self-Determination grants, contract support and the training and technical assistance aspects of the program. Funding is provided for the agency, area and central office levels. Training and technical assistance is made available at the area and agency levels by Bureau staff generally designated as P.L. 93-638 coordinators. Training and technical assistance, as stated above, is provided to some 480 tribes eligible for such assistance.

The coordinators act as a focal point in assisting tribal contractors in the P.L. 93-638 contracting/grant process, dealing with the varied procedures involved in the application, review, negotiation, award and implementation of P.L. 93-638 contracts and grants. They provide a substantial part of the training and assistance requested by tribes in the interpretation and understanding of P.L. 93-638 regulations and assist tribes in addressing technical problems involved in program implementation. They also aid the tribes in identifying and securing assistance needed to overcome such operational difficulties. When the technical assistance requested is beyond the scope of what Bureau staff can provide, the 638 coordinators aid the tribes in securing the needed assistance.

Specific Functional Activities

The P.L. 93-638 coordinator provides services to tribes and Bureau offices within the area on the following basis:

Coordination of P.L. 93-638 applications for contracting/grants; e.g., receipt, review, distribution, formulation of appropriate correspondence, interaction with tribal groups and Bureau program staff (non-P.L. 93-638). Ensuring the equitable distribution of contract support funds and proper use of self-determination grant funds at the tribal level.....	60%
Training Bureau staff in P.L. 93-638 policies and procedures on an areawide basis.....	15%
Training tribal groups and personnel P.L. 93-638 policies and procedures on an areawide basis.....	15%
Assisting tribes and tribal organizations with difficulties encountered in the P.L. 93-638 process.....	10%

Clerical support is required to provide the P.L. 93-638 coordinator with assistance in all of the activities listed above.

Decrease from FY 1988 Base:

<u>Program</u>	(dollars in thousands)		
	<u>FY 1988</u> <u>Base</u>	<u>FY 1988</u> <u>Estimate</u>	<u>Difference</u>
TAAS	\$ 568	--	-568
	(FTE) (9)	(--)	(-9)

Tribal Accounting and Administrative Services (TAAS) (-\$568,000; FTE -9): The decrease reflects the Bureau's decision to eliminate the TAAS group, as its functions can be provided more effectively at the field level. The assistance heretofore provided by TAAS will be performed at the agency/area levels by existing staff under the guidance and direction of Self-Determination Services, Central Office. This will include assistance to tribes to assure their compliance with P.L. 98-502, the Single Audit Act, and the provisions of OMB Circular A-128. This includes assisting tribes to become audit ready and to develop corrective action plans for audit resolution.

B. Contract Support

		(dollars in thousands)				
<u>Program Elements</u>		FY 1987 Pres. Budget as Amended	FY 1988 Base	FY 1988 Estimate	Inc. (+) Dec. (-) From 1987	Inc. (+) Dec. (-) From Base
Contract Support (Undistributed)	\$	7,586	7,586	9,586	+ 2,000	+ 2,000
	(FTE)	(--)	(--)	(--)	(--)	(--)
Employee Displacement Cost	\$	(200)	(200)	(200)	(--)	(--)
	(FTE)	(--)	(--)	(--)	(--)	(--)
Indirect Cost	\$	(7,386)	(7,386)	(9,386)	(+2,000)	(+2,000)
	(FTE)	(--)	(--)	(--)	(--)	(--)
Total Requirements	\$	7,586	7,586	9,586	+ 2,000	+ 2,000
	(FTE)	(--)	(--)	(--)	(--)	(--)

Authorization: 25 U.S.C. 450, the Indian Self-Determination and Education Assistance Act, is the basic authority under which the Secretary provides services including contract support to federally recognized Indian tribes.

Objective: To pay tribes and/or tribal organizations for overhead/administrative costs incurred as a result of new contracts to operate Bureau programs, and to provide funding for costs such as severance pay and lump sum leave payments relative to displacement of Federal employees because of contracting with Indian tribes and/or tribal organizations.

Base Program (\$7,586,000; FTE 0): The Bureau, in compliance with Congressional directives, transferred Contract Support Funds to program accounts in FY 1985 for continuation contracts using FY 1984 contracting experience. Only new FY 1986, FY 1987, and FY 1988 contracts will receive contract support funds from this line of the budget. The Bureau projects "new contracts" in the amount of \$15,000,000 during FY 1988 requiring contract support funds.

Workload Data

Trends in Tribal Contracting
Under P.L. 93-638 FY 1980 - FY 1988

<u>Fiscal Year</u>	<u>No. of Tribal Contractors</u>	<u>No. of Contracts</u>	<u>Direct Program Dollar Volume of Contracts</u>
1980	371 <u>a/</u>	1,292 <u>a/</u>	\$204,000,000
1981	382 <u>a/</u>	1,265 <u>a/</u>	213,000,000
1982	295 <u>b/</u>	1,152	235,000,000
1983	302 <u>c/</u>	1,305	240,283,000
1984	334 <u>c/</u>	1,413	232,233,000 <u>d/</u>
1985	340	1,430	285,870,000 <u>e/</u>
1986 Estimate	343	1,445	280,000,000 <u>f/</u>
1987 Estimate	340	1,435	278,000,000 <u>g/</u>
1988 Estimate	345	1,445	293,000,000 <u>h/</u>

a/ Includes approximately 100 Indian Action Team contracts subsequently combined into other programs or discontinued.

b/ Includes 14 Native organizations and 6 Johnson-O'Malley/Education Committees in Alaska which represent 138 Native Villages.

c/ Includes 49 Native organizations in Alaska which serve approximately 220 Native Villages.

d/ The FY 1984 contracting level is less than previous years because of discontinuance of one-time Jobs Bill effects on FY 1983 (\$37.1 million) and Ak Chin irrigation project on FY 1982 (\$17.1 million).

e/ Includes \$15,000,000 in construction contracts for which no CSF funds are provided. The project funds pay both direct and indirect costs.

f/ Includes the effects of eliminating \$15,000,000 one-time only construction contracts; 1986 reduction to Johnson O'Malley (JOM) program (-\$4,000,000 estimated); and estimated new contracts (+\$13,000,000).

g/ Includes effects of transferring JOM program (-\$15,00,000) and estimated new contracts (+\$13,000,000).

h/ Includes \$15,000,000 projected "new contracts".

Increase from FY 1988 Base:

<u>Program</u>	(dollars in thousands)		
	<u>FY 1988 Base</u>	<u>FY 1988 Estimate</u>	<u>+/- Difference</u>
Contract Support Undistributed \$ (FTE)	7,586 (--)	9,586 (--)	+2,000 (--)

Contract Support for New FY 1988 Contracts (+\$2,000,000; FTE 0): The increase amount requested for new FY 1988 contracts will be distributed based on the actual amount of contracting incurred, the funding available based on this budget's projection, and the contractor indirect cost rates at the time. The actual amounts received by each contractor with regard to its total need will vary according to changes in these factors over time. The amount requested (\$2,000,000) represents the approximate amount required to cover FY 1986 new contract activity which has increased to over \$15 million. We believe that projecting new contract support fund needs using current experience provides the most accurate data available. Accordingly, FY 1988 projected new CSF needs of \$2,000,000 reflect estimates using this approach.

In summary, the FY 1988 request for CSF is as follows:

	<u>FY 1988 Base</u>	<u>FY 1988 Estimate</u>	<u>(+) Increase</u>
CSF Distributed.....	\$3,264,000	\$3,264,000	+\$ --
New 1986 contracts.....	2,061,000	2,061,000	+ --
New 1987 contracts.....	2,061,000	2,061,000	+ --
New 1988 contracts.....	--	2,000,000	+ 2,000,000
Employee Displacement Cost.....	<u>200,000</u>	<u>200,000</u>	<u>--</u>
TOTAL.....	<u>\$7,586,000</u> =====	<u>\$9,586,000</u> =====	<u>+\$2,000,000</u> =====

C. Small Tribes Core Management

<u>Program Elements</u>	(dollars in thousands)				
	FY 1987 Pres. Budget as Amended	FY 1988 Base	FY 1988 Estimate	Inc. (+) Dec. (-) From 1987	Inc. (+) Dec. (-) From Base
Small Tribes Core Management	\$ 2,821 (FTE) (--)	2,821 (--)	4,000 (--)	+ 1,179 (--)	+ 1,179 (--)
Total Requirements	\$ 2,821 (FTE) (--)	2,821 (--)	4,000 (--)	+ 1,179 (--)	+ 1,179 (--)

Authorization: 25 U.S.C. 450 (The Indian Self-Determination and Education Assistance Act).

Objective: To provide small tribes (1,500 and less population) with core management capability to enable them to administer tribal affairs and programs in a competent and responsible manner. This program will supplement and complement existing self-determination grants and other management resources of a tribe to insure coordinated or integrated utilization of available resources to achieve the necessary tribal management capability.

Base Program (\$2,821,000; FTE 0): Many small tribes have lacked sufficient financial resources to meet basic management needs because the level of funding for most Federal assistance grants is based on population size. The Small Tribes Core Management program is intended to address this problem. Core management grants enable small tribes with limited resources to overcome specific problems associated with governmental operations and the administration of tribal and Federal programs, with particular emphasis placed on strengthening financial accountability. Through such support, this program has contributed to the stability of small tribal governments and has set a climate for community and economic development and other activities designed to reduce tribal dependency and promote small tribes' exercise of self-determination.

Status of Program: Approximately 90 Core Management grants were awarded under the maintenance level in FY 1987; 10 consortium grants and 80 grants to individual tribes. Many tribes in receipt of 2-3 previous grants were not funded in FY 1987 and there were very few new grantees. The Bureau expects to increase the number of new grantees by approximately 50 and continue to assist those tribes in receipt of 1 or 2 prior grants. This latter action will enable such tribes to solidify progress made toward establishing sound management/administrative systems and practices. Most grantees still cite multiple problems and needs, such as financial management problems and the need to improve program and tribal operations by hiring accountants/bookkeepers, administrative/management staff and support personnel. Reports from the 10 participating area offices indicate program grantees made satisfactory progress toward accomplishing their program purposes. Some small tribes made exceptional progress in accomplishing program objectives.

Area reports indicate that small tribes that lack funds for administration and receive very small self-determination grants, operate few or no programs and thus do not receive contract support or indirect cost funds. With no administrative staff, these tribes cannot establish the management or planning systems necessary to apply for contracts or grants. Core Management (CM) grants have filled this void and, as a consequence, generated considerable enthusiasm among leaders of small tribes and Bureau field staff. A majority of the recipient tribes made progress toward resolving financial management problems, developing management systems and/or addressing program operational deficiencies during the FY 1985 - FY 1986 program cycles.

A number of grantees accomplished exceptional results with relatively small grants in such administrative areas as establishing certified financial management systems, closing out contracts and grants, negotiating indirect cost rates, resolving audit problems, and improving program operations.

Overall program success in FY 1985 and FY 1986, according to area office monitoring/evaluation reports, was 85 to 90 percent. That is, most Core Management grantees made substantial progress in overcoming identifiable problems and/or improving their management/administrative capabilities.

Summary of FY 1986 Program Accomplishments:

The data listed below covers approximately 60 percent of FY 1986 grantees based on monitoring and evaluation reports.

- Approximately 80 of 90 grantees have improved the administration and operation of all tribal programs.
- 68 of 90 grantees are considered to have been fully successful in performing grant objectives; the remaining grantees were partially successful or made progress toward their objectives.
- 100 contract and grant close outs, along with 55 audits, were accomplished in FY 1986.
- Tribal member employment has increased in excess of 160, not including core management staffing, as a result of grantees entering new contracts or grants and achieving grant objectives.

Workload Data (estimated participation): The FY 1988 grants awarded under this program will require no additional Bureau staff; present agency and area office personnel will administer and monitor the program.

<u>Small Tribe Consortium</u>	<u>Estimated Number</u>	<u>Estimated Avg. Cost</u>	<u>Estimated Total Cost</u>
(Individual population of less than 400 persons)	12	\$60,000	\$ 720,000
Tribal Participants (Individual grants to tribes with populations 400 to 1,500 as well as tribes receiving grants under the exceptions @ \$278.22)	115	\$28,500	\$3,280,000

Increase from FY 1988 Base:

<u>Program</u>	(dollars in thousands)		
	<u>FY 1988</u> <u>Base</u>	<u>FY 1988</u> <u>Estimate</u>	<u>+/-</u> <u>Difference</u>
Small Tribes Core Management	\$ 2,821 (FTE) (--)	4,000 (--)	+ 1,179 (--)

Small Tribes Core Management (+\$1,179,000; FTE 0): This increase will allow for an additional 37 core management grants to small tribes. About 50 tribes will receive a core management grant for the first time thereby increasing the number of eligible tribes assisted to about 75 percent from the current 60 percent level assisted. It will also permit an increase in the funding level of all grants and enable present grantees to strengthen their management/program operations begun under a prior year grant. The core management program was reduced by approximately 35 percent in FY 1987 resulting in a decrease in the number of grants as well as the amount of grants awarded. From the tribe's perspective, an increase in core management funding is much needed to allow tribes to accomplish grant objectives.

Object Class Distribution - Self-Determination Services Subactivity

	<u>FTE</u>	<u>Amount</u>
Total Personnel Compensation.....	- 9	-\$ 327,000
Personnel Benefits: Civilian.....		-\$ 33,000
Travel and Transportation of Persons.....		-\$ 171,000
Other Services.....		+\$1,977,000
Supplies and Materials.....		-\$ 14,000
Grants, Subsidies, and Contributions.....		+\$1,179,000

Total.....	- 9	+\$2,611,000
	=====	=====

Justification of Program and Performance

<u>Activity:</u> Navajo-Hopi Settlement Program						
<u>Subactivity:</u> Navajo-Hopi Settlement Program						
(dollars in thousands)						
<u>Program Elements</u>	<u>FY 1987</u> <u>Pres. Budget</u> <u>as Amended</u>	<u>FY</u> <u>1988</u> <u>Base</u>	<u>FY</u> <u>1988</u> <u>Estimate</u>	<u>Inc. (+)</u> <u>Dec. (-)</u> <u>From 1987</u>	<u>Inc. (+)</u> <u>Dec. (-)</u> <u>From Base</u>	
Navajo-Hopi Settlement Program	\$ 2,931 (FTE) (63)	2,931 (63)	2,000 (63)	- 931 (--)	- 931 (--)	
Total Requirements	\$ 2,931 (FTE) (63)	2,931 (63)	2,000 (63)	- 931 (--)	- 931 (--)	

Authorization: The Act of December 22, 1974 (P.L. 93-531, 88 Stat. 1712), and the Act of July 8, 1980 (P.L. 96-305, 94 Stat. 929), (The Navajo-Hopi Settlement Act of 1974, as amended in 1980).

Objective: To carry out provisions of the above-cited Acts which require the Secretary of the Interior to protect the rights of relocatees, to reduce stock to carrying capacity, and restore the management and grazing capacity of rangelands lying within the former Navajo-Hopi Joint Use Area.

Base Program (\$2,931,000; FTE 63): The initial stock reduction program of 160,000 sheep units has been completed on both the Navajo and Hopi Partitioned Lands. Most of the excess livestock now on Hopi Partitioned Lands (HPL) consists of livestock belonging to Navajo Relocatees and trespass animals from outside the HPL. To keep the number of animals within the authorized carrying capacity, herd growth is limited. Trespass action is required on all livestock migrating or driven into the area. Livestock control will continue in FY 1988. As a result of livestock reduction and range restoration of several areas on Hopi Partitioned Lands, the stocking rate has increased 145 percent over the 1973 stocking rate.

Range restoration and range development were initiated at a later date on Navajo Partitioned Lands. FY 1988 plans will emphasize range restoration, development of range management units, implementing grazing permits for all livestock, and continued fencing of the interior management unit boundaries.

The statute required that all relocation activity be completed by July 6, 1986. However, there are still Navajo Indians to be relocated from Hopi land, although there are presently no Hopi Indians located on Navajo land. The FY 1986 appropriation language did not extend the July 6, 1986, deadline to relocate Navajos, but there was a stipulation that Navajos living on Hopi land cannot be relocated until new housing is available. Development of water, construction of new housing and roads for all potential relocatees should be near completion in the second quarter of FY 1988; therefore, as necessary, grazing permits issued to eligible Navajo relocatees will be extended and the Hopi Partitioned Land Office will not be terminated until all Navajos are relocated. The rangeland restoration effort for Navajo and Hopi Partitioned Lands is only approximately 60 to 70 percent completed because of (1) court cases and decisions and operational problems in 1982 and 1983, and (2) the relocation of Navajos. The FY 1988 funding level will provide for the completion of the restoration effort on Hopi Partitioned Lands and continuation of the restoration project on Navajo Partitioned Lands.

Decrease from FY 1988 Base:

<u>Program</u>	(dollars in thousands)		
	<u>FY 1988 Base</u>	<u>FY 1988 Estimate</u>	<u>+/- Difference</u>
Navajo-Hopi Settlement Program	\$ 2,931	2,000	- 931
(FTE)	(63)	(63)	(--)

Navajo-Hopi Settlement Program (-\$931,000; FTE 0): The restoration project on Hopi Partitioned Lands should be near completion provided that most Navajo families have been relocated to the new lands. Funding will continue for projects in the Big Mountain area and for maintenance of existing facilities. Navajo Partitioned Lands restoration and grazing management projects will require approximately \$1.5 million. The NPL projects are scheduled for completion in 1990.

Object Class Distribution - Navajo/Hopi Settlement Program Subactivity

	<u>Amount</u>
Other Services.....	-\$ 931,000 =====

Justification of Program and Performance

Activity: Indian Services
 Subactivity: Employment Development

Program Elements	(Dollar amounts in thousands)					
	FY 1987 Pres. Budget as Amended	FY 1988 Base	FY 1988 Estimate	Inc. (+) Dec. (-) From 1987	Inc. (+) Dec. (-) From Base	
A. Direct Employment	\$ 393 (FTE) (5)	393 (5)	424 (5)	+31 (--)	+31 (--)	
B. Adult Vocational Training	\$ 2,200 (FTE) (2)	2,200 (2)	2,700 (2)	+ 500 (--)	+ 500 (--)	
Total Requirements	\$ 2,593 (FTE) (7)	2,593 (7)	3,124 (7)	+ 531 (--)	+ 531 (--)	

A. Direct Employment

Area Office Operations	\$ 119 (FTE) (2)	119 (2)	119 (2)	-- (--)	-- (--)
Central Office Operations	\$ 175 (FTE) (3)	175 (3)	175 (3)	-- (--)	-- (--)
United Sioux Tribes Development Corp.	\$ 99 (FTE) (-)	99 (-)	130 (-)	+31 (--)	+31 (--)

Authorization: Direct Employment - 42 Stat. 208.

Objective: To provide job placement assistance to Indians and Alaska Natives in order to promote economic self-sufficiency for tribal and Alaska Native people and their governments.

Base Program (\$393,000; FTE 5): Direct Employment (Job Placement) services are provided to members of federally recognized Indian tribes who have an employable skill and need a job. The end result is to assist individual Indians to find, based on their level of skills, suitable employment.

The program funds are used for personnel and support services for staff at the area and central office levels and for services performed under a contract.

Area Office Operations (\$119,000; FTE 2): The staff is responsible for the development and operation of the Direct Employment (Job Placement) programs at the area level. This office provides technical assistance to tribes who are interested in contracting the program. They work closely with the agencies and tribes under their jurisdiction in the actual placement of program participants in training and employment.

Central Office Operations (\$175,000; FTE 3): The central office staff provides overall planning, technical supervision, and evaluation of the Direct Employment programs. They are responsible for establishing program direction and policy, regulations, and procedures for administration of Bureau-wide operations. The central office also provides indepth expertise and advice to the BIA at a national level and to the Bureau's top administrators, and performs liaison with other agencies at the national level.

United Sioux Tribes Development Corporation (\$99,000; FTE 0): USTDC provides services consisting of job development, job placement, and counseling and guidance in community adjustment. It also provides follow-up services after job placement, including job counseling to enhance the client's opportunity to retain his/her employment.

B. Adult Vocational Training

<u>Program Elements</u>	(Dollar amounts in thousands)				
	FY 1987 Pres. Budget as Amended	FY 1988 Base	FY 1988 Estimate	Inc. (+) Dec. (-) From 1987	Inc. (+) Dec. (-) From Base
Area Office Operations	\$ 130	130	130	--	--
(FTE)	(2)	(2)	(2)	(--)	(--)
United Tribes Educational Technical Center	\$ 1,633	1,633	1,633	--	--
(FTE)	(--)	(--)	(--)	(--)	(--)
National Ironworkers Training Program	\$ 437	437	437	--	--
(FTE)	(--)	(--)	(--)	(--)	(--)
Workfare Project	\$ --	--	500	+ 500	+ 500
(FTE)	(--)	(--)	(--)	(--)	(--)
Total Requirements	\$ 2,200	2,200	2,700	+ 500	+ 500
(FTE)	(2)	(2)	(2)	(--)	(--)

Authorization: Adult Vocational Training - P.L. 84-959 (70 Stat. 986) as amended by P.L. 88-230 (77 Stat. 471; 25 U.S.C. 309).

Objective: To provide adult vocational training to Indians and Alaska Natives in order to promote economic self-sufficiency for tribal and Alaska Native people and their governments.

Base Program (\$2,200,000; FTE 2): The adult vocational training program provides for vocational counseling or guidance, institutional training in any recognized vocation or trade, apprenticeship and on-the-job training.

Area Office Operations (\$130,000; FTE 2): The area office is responsible for the development and operation of the Adult Vocational Training program and works closely with the agencies and tribes under its jurisdiction in the actual placement of program participants in training.

Central Office Operations (\$0.0; FTE 0): The central office staff is funded from and shown under direct employment. The staff covers both programs. The staff provides overall planning, technical supervision, and evaluation of the AVT program. The staff also provides expert advice to management for policy, strategy, and decision making.

United Tribes Educational Technical Center (\$1,633,000; FTE 0): The United Tribes Educational Technical Center, under contract with the Bureau, provides the Indian applicant an opportunity for training in one of eleven vocational skills area, plus job placement assistance upon completion of training. The Center, through counseling and testing, assists the applicants in making a career choice. This career choice, in most instances, is in line with the manpower and skills need of the applicant's tribe.

National Ironworkers Training Programs (\$437,000; FTE 0): This program provides an opportunity for the Indian participants to learn the ironworker trade. The program conducts three 14 week classes each year, with approximately 30 trainees in each class. Trainees receive classroom and shop instruction. Each graduate trainee is credited with one full-year of work experience toward his/her three years of apprenticeship training. Upon completion of training, the trainees are placed with a union near their home area. Between 1982 and 1984, 282 trainees completed the program and were placed in employment. After one year of placement, 95 percent had retained their employment.

Workload Data:

<u>Vocational Training Program</u>	<u>AVT Completions 1984 - 1986*</u>	<u>% Placed in Employment</u>	<u>% Retained on-the-job After 1 Year</u>
National Ironworkers Training Program	402	85	95
United Tribes Educational Technical Center	711	85	85

* Estimated figures. Does not include FY 1987 participants because this group has not been on-the-job for one year.

Increase from FY 1988 Base:

<u>Program</u>		<u>FY 1988 Base</u>	<u>(dollars in thousands) FY 1988 Estimate</u>	<u>+/- Difference</u>
United Sioux Tribes Development Corporation	\$	99	130	+ 31
	(FTE)	(--)	(--)	(--)
Workfare Project	\$	--	500	+ 500
	(FTE)	(--)	(--)	(--)
Total	\$	99	630	+ 531
		(--)	(--)	(--)

United Sioux Tribes Development Corporation (+\$31,000; FTE 0): This increase is required to fund at least 30 additional Indian clients with the opportunities for placement as well as extending assistance (counseling) to current participants in their adjustment in off-reservation communities. Approximately 25 percent of the job development, job placement and community adjustment goals would be achieved with 60 percent of the administrative work completed under this contract.

Workfare Project (+\$500,000; FTE 0): The increase is required to train new Bureau and tribal contract staff in the implementation of the "workfare" project in conjunction with the Division of Social Services. Five tribally contracted "workfare" demonstration projects, nationwide, will be funded by the Division of Social Services to provide employable adult Indians an alternative to general assistance and to create an environment for job placement. Upon completion of these "workfare" projects, and after the projects have been evaluated and data studied to determine which work best in given situations, nationwide implementation will be initiated. To implement this policy change and to better serve those clients who are welfare recipients entering the labor force it will be necessary that the Employment Assistance staff, Bureau and tribal contract staff, receive training. The Employment Assistance program is contracted by some 140 tribes and administered at 36 Bureau agency locations. Training will include employment counseling; job development; assisting clients in completing job applications, resumes, and preparation for job interviews; interpretation of test results; and administering this workfare approach. Training will be conducted by Bureau staff who are experts in those subject training areas. When appropriate, other training resources will be utilized. This training will enable the staff to better serve those clients who are welfare recipients entering the labor force.

Object Class Distribution - Employment Development Subactivity

	<u>Amount</u>
Travel and Transportation of Persons.....	+\$300,000
Other Services.....	+\$ 31,000
Supplies and Materials.....	+\$200,000

Total.....	+\$531,000 =====

Justification of Program and Performance

Activity: Economic Development and Employment Programs
 Subactivity: Business Enterprise Development
 Element: Indian Business Development Grant Program

Program Elements	(Dollar amounts in thousands)				
	FY 1987 Pres. Budget as Amended	FY 1988 Base	FY 1988 Estimate	Inc. (+) Dec. (-) From 1987	Inc. (+) Dec. (-) From Base
Indian Business Development Grant Program	\$ 8,500 (FTE) (--)	8,500 (--)	8,500 (--)	-- (--)	-- (--)
Total Requirements	\$ 8,500 (FTE) (--)	8,500 (--)	8,500 (--)	-- (--)	-- (--)

Authorization: 25 U.S.C. 1523 The Indian Financing Act of 1974, as amended by Indian Financing Act Amendments of 1984 (P.L. 98-449).

Objective: To provide conditional grants to Indian tribes and Indian individuals for the purpose of: (1) initiating business development of tribal resources; (2) encouraging non-Federal investment; (3) promoting sound business principles; (4) reducing tribal dependence on the Federal Government; and (5) promoting private sector development on reservations.

Base Program (\$8,500,000; FTE 0): Many Indian reservations lack a private sector economy in that they do not have the industries, retail outlets, financial institutions (banks, savings and loans, etc.), or private sector employers common to non-Indian communities. This lack of a private sector economy has contributed significantly to the high unemployment rate and low per capita income plaguing Indian reservations. Past economic development efforts to promote sound business development on reservations have had only limited success.

Previous Indian economic development was subsidized almost totally with Federal funds, with little or no involvement of the private sector. Furthermore, tribal contributions, which encourage entrepreneurial skills and insure successful business ventures, were not applied. This was partially the case because tribes have traditionally had difficulty in obtaining loans from private investment sources because of: (1) the unique trust status of tribal resources, limiting their use as collateral; (2) the lack of equity capital; (3) prior commitments of tribal funds; and (4) questions relating to ability of outside lenders and investors to enforce security rights in tribal, Federal, or State courts.

Notwithstanding these impediments, Indian tribes are becoming increasingly aware of the potential of their assets in land holdings, water, energy resources, minerals, forestry, oil, and natural gas and are desirous of developing them. Tribes and individuals are also interested in expanding into non-resource based business opportunities. To assist in this development, grant funds are used to attract non-Federal investments for economic development projects on or near reservations. The Economic Development Grant program began in FY 1983, with a budget of \$5 million, and was limited to tribes only through FY 1985. The Indian Financing Act Amendments of 1984 opened the program to individual Indian applicants.

The major purposes of these Indian Business Development Grants are to: (a) provide equity capital for the establishment or expansion of locally chosen economic enterprises which generate income and employment opportunities for participating tribes; (b) serve as an inducement, when combined with a tribe's financial and other resources, to attract private sector investment capital for the development of a tribe's resources; and (c) reduce tribal dependence on the Federal Government over the long term through economic development projects which contribute to a stable private sector reservation economy.

In FY 1986, the program is being operated under the authority of the Indian Financing Act of 1974, and the Indian Financing Act Amendments of 1984. The 1984 Amendments raised the maximum grant levels from \$50,000 for any applicant, to \$100,000 for individuals, and \$250,000 for tribes. The 25 CFR 286.17 regulations indicate that a grant may be made only to an applicant who is able to obtain at least 60 percent of the necessary financing from other sources. However, Bureau experience has shown that a requirement of 75 percent of funds from other sources will result in more viable economic enterprises because applicants will be investing more of their own and other funds. Bureau regulations are being revised to reflect this requirement. These limited grant funds will leverage more investment dollars and will enable appropriated funds to assist more Indian tribes and individuals.

Specific economic development activities to be financially assisted through this program are selected from proposals initiated and developed by Indian tribes or Indian individuals. Applications for Indian Business Development Grants are accepted only from tribes or individuals who are unable to meet their total financing needs from their own resources and/or by loans or equity investment from other sources. Tribes participating in this program must provide evidence of a stable tribal governmental structure, ensuring continuity of the enterprise through submission of records demonstrating fiscal responsibility, and completion of a formal application. Indian individuals must also submit evidence of ability to effectively manage their businesses, such as business development plans, previous experience documentation, etc.

The role of Indian tribes in this program activity is: (1) to decide whether to seek development of their tribal resources and to determine the nature of the economic development suitable for their individual reservations; (2) to provide the basic services of local government; and (3) to foster an atmosphere of governmental stability that promotes confidence and attracts private sector capital. Individual Indians receiving grants are expected to create a positive influence on the economy of the reservation in terms of jobs created or sustained, outside financing invested, and turnover of funds within the Indian community.

Credit and financing personnel handle the day-to-day oversight responsibility for approved grants. Agency credit officers are responsible for initial grant application review, with guidance, support and assistance provided by area offices. Agency Superintendents monitor the program. Control at the central office level is administered through the Division of Financial Assistance in the Office of Trust and Economic Development. In FY 1983 through FY 1985, approximately 5% of the available funds were used for: (1) costs related to management and technical assistance contracts awarded to provide assistance for grantees to develop proposals; and (2) costs incurred by a review panel of business representatives from the private sector who performed impartial evaluations of grant proposals. In FY 1986, all grant applications were reviewed by Bureau personnel, and assistance was furnished by contract for individual grants.

Area Office credit personnel administer and monitor individual projects in their respective areas. Presently, all credit officers at the central office review grants, with one person coordinating the reporting and fund distributions. Grant applications from individual Indians have increased the workload of Bureau field and central office staffs.

Workload Data:

	FY 1985 Grants (Actual)	FY 1986 Grants (Estimate)
Number of applications received....	34	250*
Amount requested.....	\$ 10,587,942	\$ 9,647,713
Total project amounts.....	\$107,659,856	\$ 61,715,804
Number of actual grants funded.....	16	80*
Total amount awarded.....	\$ 4,715,020	\$ 6,832,400
Total project amounts.....	\$ 55,999,309	\$ 34,269,748

*The large increase in number is due to the numerous individual grants now involved.

In FY 1986, \$2.4 million was allotted initially to the areas for individual grants. To date, all 12 areas are reporting high demands for applications. The demand for individual grants is expected to increase as information about the program becomes more widespread. Experience with the previous grant program showed that grants to individuals increased, while tribal grants decreased in numbers.

In FY 1987 and FY 1988, the Bureau anticipates the following activities:

	Number of:		Average \$ Amount	Total
	Applications Received	Grants Awarded		
Tribal	50	15	\$225,000	\$3,375,000
Individual	300	185	27,500	5,087,500
TOTAL	350	200	\$252,500	\$8,462,500

Based on the amount of private sector financing attracted by present projects, the Bureau anticipates that the \$8.5 million program will result in an additional \$30-40 million in private capital investment in Indian economies.

Justification of Program and Performance

Activity: Economic Development and Employment Programs
 Subactivity: Business Enterprise Development
 Element: Credit and Financing

Program Elements	(Dollar amounts in thousands)				
	FY 1987 Pres. Budget as Amended	FY 1988 Base	FY 1988 Estimate	Inc. (+) Dec. (-) From 1987	Inc. (+) Dec. (-) From Base
Credit and Financing \$ (FTE)	2,260 (36)	2,260 (36)	4,760 (36)	+ 2,500 (--)	+ 2,500 (--)
Total Requirements \$ (FTE)	2,260 (36)	2,260 (36)	4,760 (36)	+ 2,500 (--)	+ 2,500 (--)

Credit and Financing

Area Office Operations \$ (FTE)	964 (25)	964 (25)	964 (25)	-- (--)	-- (--)
Central Office Operations \$ (FTE)	600 (11)	600 (11)	600 (11)	-- (--)	-- (--)
Technical Assistance \$ (FTE)	696 (--)	696 (--)	3,196 (--)	+ 2,500 (--)	+ 2,500 (--)

Authorization: 25 U.S.C. 13 (The Snyder Act of November 2, 1921).

Objective: To assist federally-recognized Indian tribes, Indian organizations, Alaska Natives and individual Indians in developing and utilizing their resources to improve their economies through: (1) direct loans from the Revolving Fund for Loans; (2) guaranteed loans from the Loan Guaranty and Insurance Fund; and (3) assistance in obtaining financing from economic development program grants and other government and private sources.

Base Program (\$2,260,000; FTE 36): The majority of Indian reservations are economically depressed, resulting in unemployment and lack of business. Indian reservations have not enjoyed the same opportunities for economic development as have surrounding communities. Since Indian land is held in trust by the United States Government, Indian tribes cannot mortgage their trust land as security for loans. Also, because of the lack of state jurisdiction over most reservations, and problems encountered with tribal court systems, private lenders are discouraged from making loans on reservations. To help alleviate this situation, the Congress has enacted legislation to provide financial assistance.

The 1934 Indian Reorganization Act is the earliest legislation enacted for this purpose. Two of the main provisions provided for: (1) Indian tribes to be organized as tribal governments; and (2) tribal governments to be allowed to become federally-chartered business corporations. Other legislation has been enacted, the latest of which is the Indian Financing Act of 1974 and its 1984 amendments. Other programs authorized by Congress, which are utilized to the greatest extent possible by both tribes and individual Indians, are those administered by the Small Business Administration and the Farmers Home Administration.

Area Office Operations (\$964,000; FTE 25): The area offices, in coordination with the central office, oversee the general operations of the Revolving Fund for Loans, Loan Guaranty program, and Indian Business Development Grant Program. Some of the area offices perform the functions of the agency offices where agency level credit staff does not exist. These offices make, monitor, and collect the loans under these loan programs. Direct loans to tribes, up to \$250,000, and to individuals, up to \$100,000, are approved at the area office level. Business development grants to individuals, up to \$40,000, are approved at the area level. Also, area credit office personnel are usually responsible for the monitoring of P.L. 93-638 credit programs which have been contracted at the agency level, and offer guidance and assistance to those agencies with credit program officers.

Central Office Operations (\$600,000; FTE 11): The central office provides overall policy guidance, coordination, and supervision of lending/grant programs which are administered under the Indian Financing Act of 1974, including the Revolving Loan Fund, Indian Business Development Grants, and Guaranteed and Insured Loans. All direct tribal loans over \$250,000, and individual loans over \$100,000, guaranteed loans, tribal business development grants, and grants to individuals exceeding \$40,000, are approved at the central office level. The central office also provides technical assistance designed to aid Indians in obtaining adequate capital for development of Indian resources. This includes assistance in obtaining funds from conventional and government sources to finance Indian economic self-development, including loans for housing, education and Indian governmental purposes, and in the wise investment and use of their own monies for the same purposes. The staff negotiates subsidy provisions; performs financial counseling and analysis; and provides organizational, accounting, and management services. Further information on the operation of programs is contained in other portions of the budget discussing the Revolving Fund for Loans and the Indian Loan Guaranty and Insurance Fund.

Technical Assistance (\$696,000; FTE 0): This program is to fund contracts for services to tribes and individuals requiring help in developing business ventures which qualify for assistance under the Indian Financing Act. The management and technical assistance is furnished to assist potential and actual grantees in assessing their business proposals, to finance travel relating to business projects, and to fund private sector review of business proposals in accordance with the Indian Financing Act and amendments.

Increase from FY 1988 Base:

<u>Program</u>	(dollars in thousands)		
	<u>FY 1988</u> <u>Base</u>	<u>FY 1988</u> <u>Estimate</u>	<u>+/-</u> <u>Difference</u>
Technical Assistance	\$ 696	3,196	+ 2,500
	(FTE) (--)	(--)	(--)

Technical Assistance (+\$2,500,000; FTE 0): The Bureau intends to initiate efforts to bring all reservation resources to bear on economic development, involving outside interests, and generating income and employment on reservations. This increase is to provide additional management and technical assistance, and to enhance present assistance, to potential and actual loan clients and grantees in assessing their proposals; to finance travel relating to projects; and to fund private sector contracts for business development centers. Having such services in locations readily accessible to Indian reservations/entrepreneurs, can make the critical difference in the success or failure of business ventures. Activities will include: (1) identifying realizable business development opportunities; (2) reviewing proposal feasibility; (3) providing additional supporting data to strengthen a proposal; and (4) finding financial institutions or other private sector backers for an enterprise. The assistance will cover all areas of expertise, such as marketing and distribution, accounting controls, financing economic development projection, management and production, depending on the needs of the client. It may include packaging an economic development proposal, help in developing a business plan, and providing technical assistance on a project until it becomes operational. By involving the private sector, monitoring the projects, and providing technical assistance services, the enterprise of Indian tribes and individuals will be given a greater chance of success, employment opportunities will expand, and their social/economic position will improve. This proposal could provide the type of information and assistance necessary to clear the path of obstacles to successful reservation business development.

Object Class Distribution - Business Enterprise Development Subactivity

	<u>Amount</u>
Travel and Transportation of Persons.....	+\$ 10,000
Other Services.....	+\$1,000,000
Grants, Subsidies, and Contributions.....	+\$1,490,000
	<hr/>
Total.....	+\$2,500,000
	<hr/> <hr/>

Justification of Program and Performance

Activity: Economic Development and Employment Programs
 Subactivity: Business Enterprise Development
 Element: Indian Arts and Crafts Board

Program Elements	(Dollar amounts in thousands)					
	FY 1987 Pres. Budget a's Amended	FY 1988 Base	FY 1988 Estimate	Inc. (+) Dec. (-) From 1987	Inc. (+) Dec. (-) From Base	
Indian Arts and Crafts Board	\$ 883 (FTE) (16)	883 (16)	883 (16)	-- (--)	-- (--)	
Total Requirements	\$ 883 (FTE) (16)	883 (16)	883 (16)	-- (--)	-- (--)	

Authorization: P.L. 74-355 (25 U.S.C. 305), which created the Indian Arts and Crafts Board and specifies its powers.

Objective: To promote the development of Native American arts and crafts--the creative work of Indian, Eskimo, and Aleut people in order to improve the economic status of Native Americans, to ensure the continuing vitality of a valuable American heritage, and to:

- (1) increase Native American participation and control in the growing Native American fine arts and handicrafts business;
- (2) enable Native Americans to realize the full potential for employment and income from the demand for their creative work; and
- (3) assist Native American cultural leaders who are developing an institutional framework to support the preservation and evolution of tribal cultural activities.

Base Program (\$883,000; FTE 16): The Board is a unique arts agency whose activities are not duplicated in either the Federal or private sectors. It is the only Federal agency that is consistently and exclusively concerned with responding to the cultural needs of Native American people. The Board's policies are determined by its five commissioners, who serve without compensation. A professional staff is employed to carry out Board responsibilities. For administrative convenience, funds for Board expenses and staff are in the Bureau of Indian Affairs budget.

The Board provides business and personal professional advice, information, and promotion to Native American artists and craftsmen and their organizations. As an integral part of its professional services, the Board operates a coordinated system of three regional museums located in reservation areas.

These three museums are the Southern Plains Indian Museum, Anadarko, Oklahoma; the Sioux Indian Museum, Rapid City, South Dakota; and the Museum of the Plains Indian, Browning, Montana. The museums are cultural focal points for residents of the area; are primary vehicles for the delivery of services; and function as staging points for regional and national promotions.

Annual sales of Native American arts and handicrafts total several hundred million dollars, but Native American interests currently control only a small portion of this market. To support and expand those interests in FY 1988, the Board will promote Native American arts and crafts primarily through:

- over 250 Native-owned and operated craft marketing enterprises (an increase of 54% during the past six years);
- a consumer directory that is an established marketing link between these Native craft enterprises and the more than 100,000 consumers annually who request it;
- approximately 30 one-person sales exhibitions in the Board's museums;
- several group sales exhibitions of outstanding contemporary Native art work presented in the Board's museums and at other institutions through cooperative arrangements; and
- concentrated management advice to some 100 developing Native museums.

The Board focuses its efforts on those activities that most directly benefit Native American artists and craftsmen; however, it will continue to assist the National Endowment for the Arts, the Institute of Museum Services, the U.S. Information Agency, other government agencies, and the general public, who are substantial ancillary beneficiaries of the Board's information and museum activities. The Board answers over 10,000 written and telephone inquiries annually from the public.

Justification of Program and Performance

Activity: Economic Development and Employment Programs
 Subactivity: Road Maintenance

<u>Program Elements</u>	(Dollar amounts in thousands)				
	FY 1987 Pres. Budget as Amended	FY 1988 Base	FY 1988 Estimate	Inc. (+) Dec. (-) From 1987	Inc. (+) Dec. (-) From Base
Road Maintenance	\$ 314 (FTE) (2)	314 (2)	814 (2)	+ 500 (--)	+ 500 (--)
Total Requirements	\$ 314 (FTE) (2)	314 (2)	814 (2)	+ 500 (--)	+ 500 (--)

Road Maintenance

Area Office Operations	\$ 49 (FTE) (1)	49 (1)	49 (1)	-- (--)	-- (--)
Central Office Operations	\$ 51 (FTE) (1)	51 (1)	51 (1)	-- (--)	-- (--)
Road "Sealing"	\$ 214 (FTE) (2)	214 (2)	714 (2)	+ 500 (--)	+ 500 (--)

Authorization: 25 U.S.C. 318a, authorizes "material, equipment, supervision and engineering . . . in . . . maintenance of Indian reservation roads. . . ."

Objective: To repair and maintain 21,000 miles of public roads serving Indian reservations in order to promote safety and convenience for reservation residents, with particular emphasis on school bus routes and arterial highways. To protect the Government investment by preventing or repairing damage by rain and wind on 18,000 miles of roads on the Bureau system which were graded and surfaced under the Road Construction Program. To plan, schedule and provide maintenance repairs and service in accordance with the standards of the American Association of State Highway and Transportation Officials (AASHTO). To perform maintenance repairs and service in such a manner as to protect the environment of the reservation, adjacent lands, individual Indian lands, and to prevent premature failure of asphalt pavements.

Base Program (\$314,000; FTE 2): Priorities and funding levels for road maintenance are set by tribal governments in consultation with Bureau administrators and engineers. Consideration is given to degree of use, public safety and convenience. On asphalt paved roads, an additional consideration is the preservation of the Government's investment in construction, since inadequate maintenance accelerates deterioration and increases road reconstruction costs. A Maintenance Productivity Improvement Plan has been developed. The goal is to reduce annual expenditures on earth and gravel road maintenance, with no major reduction in service because of increased efficiency, and to increase maintenance of paved roads. The increase in efficiency is expected to be accomplished through greater tribal participation in priority setting and funding increases; P.L. 93-638 contracts; Buy-Indian contracts; better program guidelines from the central office; and improved management and training by the areas and agencies.

Area Office Operations (\$49,000; FTE 1): Staff in area offices advise and assist agency road maintenance forces in repairing and maintaining 21,000 miles of public roads serving Indian reservations, with particular emphasis on school bus routes and arterial highways. In the improvement plan, all areas will assign an engineer whose principal responsibility will be to monitor and assist agency road maintenance programs. Since it has been determined that these activities are directly related to agency operations, area personnel performing these functions are instructed to charge funding to the appropriate agency program, and agencies are instructed to allow 3 percent of agency funding for charges of the area road maintenance engineer.

Central Office Operations (\$51,000; FTE 1): Provides salary and expenses for a Maintenance Engineer who will (1) initiate the improvement plan by developing and implementing program guidelines; (2) perform the tasks of updating BIA manuals and instructional materials for use by the Agencies; (3) review area and agency programs for compliance with regulations and policy; and (4) compile information for use of administrators in policy making and budget justification.

Road "Sealing" (\$214,000; FTE 0): Provides funds to those reservations needing to seal roads constructed with Highway Trust Funds (HTF) since FY 1983. The Surface Transportation Assistance Act of 1982 requires Federal Highway Administration (FHWA) disapproval of construction projects in jurisdictions failing properly to maintain HTF constructed roads. Formerly funded as "construction" in Interior budgets prior to FY 1983, road sealing is defined as "maintenance" by FHWA and is ineligible for HTF. Interior funded pavements must either be sealed with agency maintenance funds, allowed to return to a gravel surface, or be reconstructed using HTF funds.

Increase from FY 1988 Base:

<u>Program</u>	(dollars in thousands)		
	<u>FY 1988 Base</u>	<u>FY 1988 Estimate</u>	<u>+/- Difference</u>
Road "Sealing"	\$ 214	714	+ 500
	(FTE) (--)	(--)	(--)

Road "Sealing" (+\$500,000; FTE 0): Sealing of asphalt pavements is required on a 5 to 10 year cycle to replace volatile elements of the asphalt and prevent cracking and potholing. The process usually involves use of liquid asphalt, with crushed stone spread and rolled into the asphalt. A "fog seal" involves spraying of asphalt, without crushed stone, and is quicker and cheaper, but lasts only two or three years. Sealing costs average \$22,000 per mile (\$5,000 per mile for fog seals). This program need will escalate rapidly after FY 1988, stabilizing at \$20 million per year, about FY 2000, when nearly all BIA pavements will have been reconstructed with Highway Trust Funds.

Object Class Distribution - Road Maintenance Subactivity

	<u>Amount</u>
Travel and Transportation of Persons.....	+\$ 3,000
Transportation of Things.....	+\$ 7,000
Rent, Communications, and Utilities.....	+\$ 20,000
Other Services.....	+\$355,000
Supplies and Materials.....	+\$115,000
	<hr/>
Total.....	+\$500,000
	=====

Justification of Program and Performance

Activity: Natural Resources Development
 Subactivity: Forestry and Agriculture

(Dollar amounts in thousands)

<u>Program Elements</u>		<u>FY 1987 Pres. Budget As Amend.</u>	<u>FY 1988 Base</u>	<u>FY 1988 Estimate</u>	<u>Inc. (+) Dec. (-) From 1987</u>	<u>Inc. (+) Dec. (-) From Base</u>
A. Natural Resources, General	\$ (FTE)	1,570 (5)	1,570 (5)	2,570 (5)	+ 1,000 (--)	+ 1,000 (--)
B. Agriculture	\$ (FTE)	2,819 (36)	2,819 (36)	3,583 (38)	+ 764 (+2)	+ 764 (+2)
C. Forestry	\$ (FTE)	6,061 (265)	6,061 (265)	9,811 (265)	+ 3,750 (--)	+ 3,750 (--)
D. Water Resources	\$ (FTE)	465 (--)	465 (--)	1,965 (--)	+ 1,500 (--)	+ 1,500 (--)
E. Wildlife and Parks	\$ (FTE)	8,797 (43)	8,585 (43)	8,712 (43)	- 85 (--)	+ 127 (--)
Total Requirements	\$ (FTE)	19,712 (349)	19,500 (349)	26,641 (351)	+ 6,929 (+2)	+ 7,141 (+2)

Natural Resources, General

		<u>FY 1987 Pres. Budget As Amend.</u>	<u>FY 1988 Base</u>	<u>FY 1988 Estimate</u>	<u>Inc. (+) Dec. (-) From 1987</u>	<u>Inc. (+) Dec. (-) From Base</u>
Area Office Operations:	\$ (FTE)	274 (5)	274 (5)	274 (5)	-- (--)	-- (--)
<u>Field Operations:</u>						
Indian Integrated Resources Information Program	\$ (FTE)	1,296 (--)	1,296 (--)	2,296 (--)	+ 1,000 (--)	+ 1,000 (--)

Objective: To provide direction and support in the planning and management of renewable natural resources for those operations which span multi-resource disciplines in order to protect, inventory, manage, and develop Indian natural resources and to implement a systems approach to planning and management, using spatial data analysis, remote sensing, and automated cartography on 53 million acres of Indian lands held in trust by the United States.

Base Program (\$1,570,000; FTE 5):

Area Office Operations (\$274,000; FTE 5): This program provides funding for multidisciplinary activities not readily identified with one particular natural resource program. Assistant Area Directors, at some areas, who may direct several natural resources functions, are included in this program.

Workload Data: For area office operations, results of actions supported by funding from Natural Resources, General are included under the appropriate sub-activity, i.e., Agriculture, Forestry, Water Resources, Wildlife and Parks, etc. Workload data includes assistance in establishing policy, regulations, and procedures; developing budget and financial planning; providing advice and counsel to tribes; and supporting, directing and overseeing administrative matters affecting Natural Resource programs.

Indian Integrated Resources Information Program (IIRIP) \$1,296,000; FTE 0): The Bureau has the responsibility to provide assistance in the management of Indian natural resources covering large land areas. An integral part of this responsibility requires awareness of the resources which are available on these lands, to plan for their development, management and protection. The resources involved are water, wildlife, fish, agriculture, forestry, grazing and minerals. The Office of Trust and Economic Development has initiated a Geographic Information System (GIS) that will acquire available data of different dates, location, accessibility, scale and other factors. The GIS will compile and analyze these datum for use by the various programs responsible for the management of resources listed.

The funds are being utilized for: (1) developing data bases on 33 reservations in the Aberdeen, Albuquerque, Billings, Phoenix and Portland areas; (2) providing GIS coordination; and (3) training tribal, agency, and area office personnel. These efforts will result in the development of at least seven data categories which will support all the OT&ED programs in integrated resource planning and development and will aid in obtaining the benefits of improved resources management, increased income and employment. Additional data categories will be added to the data base as the BIA becomes more proficient in use of the GIS approach.

The increasing size and complexity characterizing the modern resource management organization has made the classical managerial functions of planning, organizing, and controlling more difficult to execute. The GIS approach provides the basic essentials for accommodating the complexity of resource management. The concept of IIRIP uses spatial data analysis, remote sensing and existing BIA tabular data systems to provide a systematic approach to natural resources planning and management on Indian lands.

Workload Data: The IIRIP provides bureau and tribal resources managers accurate and timely information on the extent, distribution and quality of natural resources to use in making realistic and effective resource management decisions. The program provides a working tool on a day-to-day basis for coordination of land productivity, capability, and ecological status and can be used to solve a single resource management problem or to develop a total reservation plan. It provides a data base common to all resource managers, allowing them to integrate a variety of data from different sources.

Current uses of the program include: (1) forest management planning at Hoopa; (2) fisheries management planning at Tulalip; (3) range management/land appraisal /lease payout at Fort Berthold; (4) irrigation planning at Lower Brule and Crow Creek; (5) wildlife management at the bureau's interagency fire center at Boise;

(6) total reservation planning at Hopi, and (7) the nationwide transportation road atlas updating, and support of water negotiations. The following areas currently have digital data bases in development: Portland (26); Albuquerque (4); Phoenix (9); Billings (2); Aberdeen (4); Sacramento (3); Minneapolis (1); and Navajo has made a commitment to development of a GIS program that is consistent with IIRIP.

There presently are available approximately 9,800 topographic map equivalents (7.5 minute quadrangles) covering 53 million acres of trust lands. It has been determined that these quadrangles, at a scale of 1:24,000, are best suited for project level planning. Thematic data is being digitized at USFWS, BLM, USGS and BIA facilities. These thematic map layers consist of public land survey, hydrography, transportation, cultural features, ownership status, vegetation (timber type or range type), soil type and topography. Presently, 6,335 map equivalents have been completed, with 952 map equivalents completed in FY 1985, 1,050 completed in FY 1986, and 1,680 projected for FY 1987.

These funds, together with \$500,000 of funds requested in ADP Services for equipment, will permit the completion of an additional 2,996 map equivalents, training of 120 resource personnel (i.e., agency foresters, range conservationists, realty specialists, etc.) and provide for a more complete national level data base to be used for policy direction and management of the bureau resources. This increase in data base development will bring 113 reservations on-line, with automated data bases for the day-to-day planning and management of the trust resources. These automated data bases will also provide total reservation planning programs with information needed for economic development of the reservation. These data bases, on a regional/national scale, will assist in determining what percentages of national total that the Indian resource base contains for such national resources as timber supply, energy/mineral reserves, range and forage production, and agriculture production.

The program can be used to show actual land use versus proposed land uses. Archeological finds can be superimposed over a proposed resource management opportunities map for mitigating archeological impacts. The program provides habitat typing for wildlife management; can show reservation insect infestation and changes over time; and can provide information on fire occurrence, density, slope and vegetative types in fire management. It is used in range management, woodland inventory, and for mapping of resources potential. The variety and accessibility of services that this program can provide to all resource programs of the bureau impact on improving trustee management to the benefit of all bureau offices and all tribes.

The bureau currently utilizes cooperative and interagency agreements to accomplish (1) GIS and remote sensing activities with FWS, USGS, and BLM; (2) on-site support services, (3) contracting; and (4) participation in other DOI agencies and committees, coordinating to assure a unified/standardized system throughout, and a mechanism for data transfer. The program provides bureauwide assistance in the protection and management of Indian natural resources and encourages greater opportunity for tribes to develop their reservation economies.

Increase/Decrease from 1988 Base:

(Dollar amounts in thousands)

<u>Program Element</u>	FY 1988 <u>Base</u>	FY 1988 <u>Estimate</u>	<u>Difference</u>
<u>Field Operations</u>			
Indian Integrated Resources Information Program	\$ 1,296 (FTE) (---)	2,296 (---)	+1,000 (---)

Indian Integrated Resources Information Program (+\$1,000,000; FTE 0): The increase will permit the completion of an additional 1,316 thematic map equivalents, training of 150 resource personnel and provide for a more complete national level data base to be used for policy direction and program management of the bureau records. Assistance will be provided to agencies and areas to upgrade or obtain resources necessary to provide access to the system by field personnel at an earlier date. Data will be placed on line so as to be extracted at a lower cost per unit of data handling, and will provide analysis capability that is not possible if done manually.

The estimated distribution of the increase of \$1,000,000 is as follows:

\$ 600,000	Data base construction of additional quadrangles
150,000	Training of resource personnel (foresters, range conservationists, realty specialist, etc.)
200,000	Completion of a regional-wide data base
<u>50,000</u>	Applications development
\$1,000,000	

If the program is held at this level, the rigorous initial activities of obtaining equipment and providing training can be accomplished in approximately three years, after which the program funding could be reduced by half, and those funds redirected to other bureau programs.

B. Agriculture

		FY 1987 Pres. Budget As Amend.	FY 1988 Base	FY 1988 Estimate	Inc.(+) Dec.(-) From 1987	Inc. (+) Dec. (-) From Base
Area Office	\$	1,136	1,136	1,136	--	--
Operations:	(FTE)	(30)	(30)	(31)	(--)	(--)
Central Office	\$	297	297	397	+100	+100
Operations:	(FTE)	(5)	(5)	(7)	(+2)	(+2)
<u>Field Operations:</u>						
Prairie Dog	\$	1,386	1,386	1,050	- 336	- 336
Control	(FTE)	(--)	(--)	(--)	(--)	(--)
Noxious Weeds &	\$	--	--	1,000	+ 1,000	+ 1,000
Soil Erosion	(FTE)	(--)	(--)	(--)	(--)	(--)

Objective: To protect, conserve, restore, improve and enhance the agronomic and range resource values of Indian lands; preserve the land in a perpetually productive state to ensure continuous production; develop the renewable resources to provide income and employment to Indians; regulate water runoff and minimize soil erosion; preserve and develop other values, such as wildlife and recreation; provide technical assistance to Indian farmers and ranchers; and assist Indian landowners in leasing their farmland and rangeland for the highest economic return, consistent with prudent management and conservation practices.

Base Program (\$2,819,000; FTE 36): The Agriculture and Range program provides technical assistance of a kind that will encourage and motivate increased use of agricultural resources by Indians and bring about improved management activities. Multiple-use program planning and technical assistance are designed to: protect the renewable natural resources against erosion and soil deterioration; restore eroded and depleted areas; stabilize runoff and protect sediment on land areas; improve cover with adapted crop species on farmland, forest, pasture and rangeland; and retain water for farm and ranch use and water management. These accomplishments can only be made through implementation of modern inventory and management techniques designed to interpret and determine potential for present and future use of the resources.

The Bureau's basic Agriculture and Range program has not changed appreciably over the past 30 years. However, tribal goals and objectives have changed on many reservations. To identify current tribal goals and objectives, the Bureau proposes to review agriculture program policy, identify problem areas and propose policy changes to enhance delivery of services to tribes, landowners and land users.

Within the Bureau, management of agronomic and range resources is decentralized, with professional staff located at 11 area offices and 76 agency offices in 26 states, providing technical assistance to 284 Indian reservations encompassing over 52 million acres. Agriculture and Range staff also provide technical assistance, support and resources to develop and implement the wildlife and parks program on the reservations. The staff initiates environmental reviews for trust lands, except forested land, and reviews all environmental assessments completed by other agencies.

Central Office Operations (\$297,000; FTE 5): The central office provides staff assistance and advice to the Deputy to the Assistant Secretary-Indian Affairs (Trust & Economic Development) on matters relating to establishment of program standards, policy and procedures for the Bureauwide Agriculture and Range programs which include agriculture, range, and soil and moisture conservation. This staff provides: (1) advice for all activities related to the planning, management, conservation, development and utilization of the Indians' soil, water, and rangeland resources; (2) administers the Bureau's pesticide, herbicide and animal damage control program on Indian lands; and (3) directs the Bureau's flood plains management program. It maintains liaison and close working relations with other Federal agencies, and area and agency officials on matters affecting Indian renewable natural resources. The staff also provides budget planning and development for all of these activities, as well as assistance to area office staff in carrying out oversight and program review functions for the Assistant Secretary-Indian Affairs.

Area Office Operations (\$1,136,000; FTE 31): The area offices are responsible for implementing policy and procedures for the Agriculture and Range programs. Program staff provide assistance and advice to the Area Director on matters relating to planning, management, conservation, development and utilization of Indian soil, water and rangeland resources; administer pesticide programs on Indian lands, and direct the flood plains management program. Technical assistance is provided for establishing and overseeing grants or contracts under P.L. 93-638.

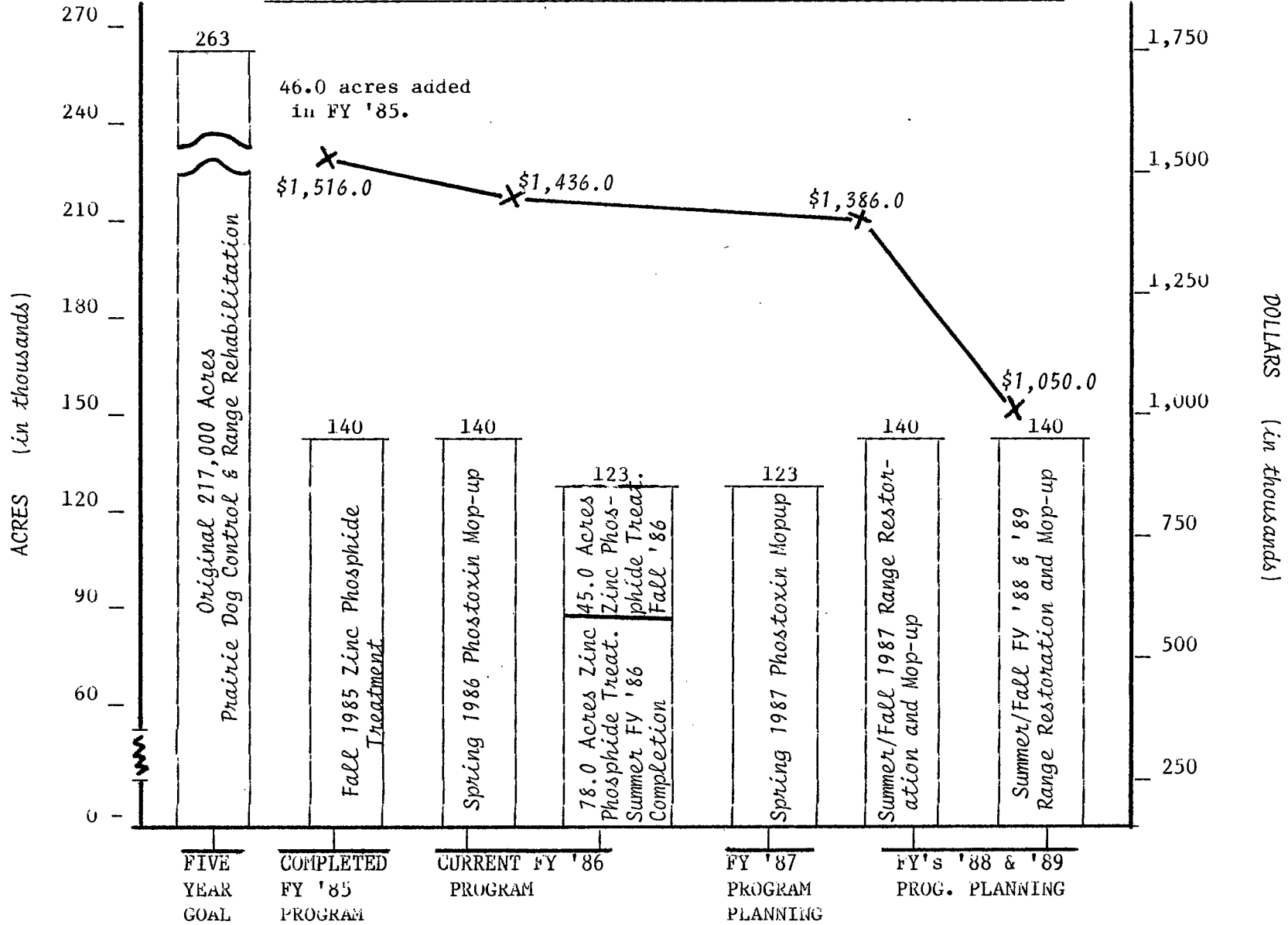
Field Operations (\$1,386,000; FTE 0):

Prairie Dog Control (\$1,386,000; FTE 0): A five-year program was initiated in FY 1985 to control prairie dogs on the Pine Ridge Indian Reservation, as stipulated by the U.S. Federal Court for the District of South Dakota (Civil No. 80-5070). The program calls for a combination of prairie dog control and range rehabilitation. During FY 1985 and 1986, approximately 218,000 acres were cleared of prairie dogs, using Environmental Protection Agency (EPA) approved chemicals. In FY 1987, the Prairie Dog Control program is in the consolidation phase of the five-year program. This phase will involve (1) the application of zinc phosphide bait on the remaining 45,000 acres; (2) a mop-up of 140,000 acres using phostoxin in areas cleared of prairie dogs in FY 1986; and (3) limited water resources development and deferred grazing payments.

In FY 1988, a clearing-out (mopup) program of approximately 123,000 acres, which includes range restoration and rehabilitation, will be initiated. The action plan calls for the following measures: (1) water resource development to disperse livestock away from overgrazed and treated areas, (2) construction of fences to restrict movement of livestock, and (3) grazing deferment in 32 range units needing rest and renovation. The above measures will continue through FY 1989 until the objectives of the five year program are met.

The following broken-line chart illustrates the status of the Prairie Dog Control program on the Pine Ridge Reservation.

STATUS OF THE PRAIRIE DOG CONTROL PROGRAM - PINE RIDGE RESERVATION



--August '86

Increase/Decrease from 1988 Base:

(Dollar amounts in thousands)

<u>Program Element</u>		FY 1988 Base	FY 1988 Estimate	Difference
B. Agriculture				
Central Office Operations	\$ (FTE)	297 (5)	397 (7)	+ 100 (+2)
<u>Field Operations</u>				
Prairie Dog Control	\$ (FTE)	1,386 (---)	1,050 (---)	- 336 (---)
Noxious Weeds & Soil Erosion	\$ (FTE)	0 (---)	1,000 (---)	+ 1,000 (---)

Central Office Operations (+\$100,000; 2 FTE): The Washington office is critically short of agriculture and range staff to provide the policy development, direction, regulations, procedures, and evaluations needed in these areas. Evidence of this is the numerous audits that have occurred in these programs in recent years. Additional staff is essential to update regulations and procedures so that field staff will have them available, and to do evaluations of field programs. The increased funding of \$100,000 and 2 FTE will assist in developing the bureau's Agriculture/Range programs commensurate with tribal goals and objectives. The staff will review the Agriculture/Range programs, identify problems areas, improve efficiency, and review policies and propose policy changes required to improve services to tribes, landowners and land users.

In two public hearings on Agriculture/Range held in July 1986, in Billings and Aberdeen, tribal leaders and members expressed their concern about the deterioration of professional technical assistance provided by BIA. The proposed added support in the central office staff will allow for more time to conduct program reviews and oversight at the area and agency levels. It is hoped that such program evaluations will forestall additional negative audit findings, and correct the deficiencies identified in past audits.

Prairie Dog Control (-\$336,000; FTE 0): The funding decrease in Prairie Dog Control is in accordance with cost estimates in the five-year program. It is the result of completing the active control poisoning efforts and the reduced cost of mopping-up in those areas.

Noxious Weeds and Soil Erosion Control (+\$1,000,000; FTE 0): Noxious weeds have become one of our most serious problems throughout the midwestern reservations. The Indian tribes are losing millions of dollars each year due to the spread of noxious weeds. County, state and tribal organizations have identified the problem; however, without an organized control program, the infestation will continue to expand. Emergency funding will be used to help prevent further infestations.

These funds will be used to initiate a critically needed noxious weed control program on Indian trust lands. Approximately \$600,000 will be used to treat the most serious noxious weed infestation problems. An interagency committee, composed of personnel from the Departments of the Interior and Agriculture, will coordinate with county, state and tribal organizations to identify and map out the most serious problem areas. Treatment measures will be designed to reduce further spreading of noxious weeds and resultant losses of land and resources

on Indian farms, ranches and in other economic development. It is estimated that approximately 20-30 thousand acres can be treated, depending on the host weed, the type of chemical required, and the type of application used.

Soil erosion is also a critical problem on all Indian lands throughout the central states. The 1985 Farm Bill (P.L. 99-198) provides for a Conservation Reserve Program; however not all highly erodible land will be eligible for the program. Therefore, additional support is needed to assist in those areas where soil erosion is a major problem.

Approximately \$400,000 will be used to initiate soil erosion control measures on Indian reservations such as revegetation, erosion control dams, diversion terraces and waterways. These measures will complement the 1985 Farm Bill provisions. Since all erodible land will not be eligible, bureau support will assist in those areas where major soil erosion problems exist. This will improve efficiency and water quality, curb production of surplus commodities, and enhance fish and wildlife habitats. It is estimated that 75-100 thousand acres can be treated, depending on the soil erosion problem(s) being addressed.


C. Forestry and Fire Suppression Equipment

		FY 1987 Pres. Budget As Amend.	FY 1988 Base	FY 1988 Estimate	Inc.(+) Dec.(+) From 1987	Inc. (+) Dec. (-) From Base
Area Office	\$	1,668	1,668	1,668	--	--
Operations:	(FTE)	(41)	(41)	(41)	(--)	(--)
Central Office	\$	1,193	1,193	1,193	--	--
Operations:	(FTE)	(27)	(27)	(27)	(--)	(--)
<u>Field Operations:</u>						
Forest Development	\$	2,000	2,000	5,750	+3,750	+3,750
	(FTE)	(--)	(--)	(--)	(--)	(--)
Forest Management						
Inventory & Planning	\$	1,200	1,200	1,200	--	--
	(FTE)	(--)	(--)	(--)	(--)	(--)

Authorization: The Federal Government has a trust responsibility to provide forest management under the principles of sustained yield and to protect Indian forest lands. This trust responsibility is stated in treaties with individual tribes, and in Federal legislation, particularly 25 U.S.C. 406 and 407 (The Act of June 25, 1910); 25 U.S.C. 466 (The Indian Reorganization Act of June 18, 1934); and 18 U.S.C. 1853, 1855 and 1856. It has been reiterated and supported by numerous legal decisions from Federal courts, up to and including the Supreme Court.

Objective: The principal objective of the forestry program is to maximize forest productivity (increase board foot growth per acre, per year) to sustained yield levels through state-of-the-art forest management practices to achieve the resulting benefit of returning to the Indian owners maximum income and employment

Base Program (\$6,061,000; FTE 265): Following is a chart showing the total Forestry budget, including tribe/agency and non-banded amounts.



Area Office Operations (\$1,668,000; FTE 41): Execution of the forestry program involves (1) the planning and scheduling of area-wide forestry activities, and (2) the exercise of program oversight to ensure that regulatory and policy requirements are followed and that technical standards of sound forest management are upheld. In carrying out the technical and administrative activities of the forestry program, active working relationships are maintained with other governmental and private organizations concerned with forestry problems of mutual interest.

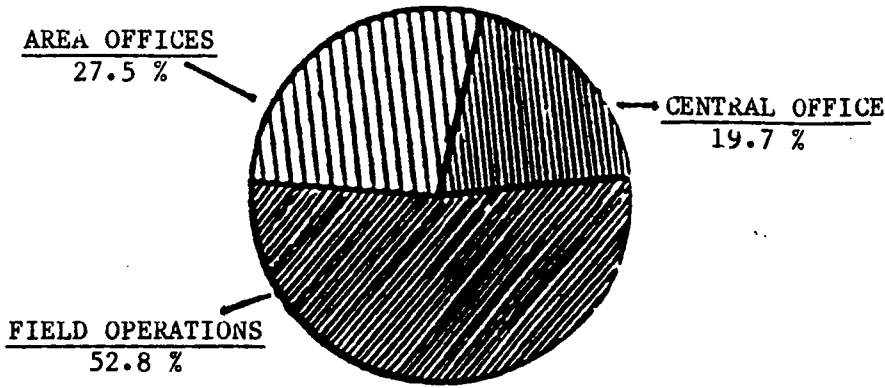
Technical functions include the formulation and implementation of policies for the activities of appraisal and sale of timber, preparation and revision of multi-use management plans for the forest land base, forest inventories and subsequent analysis of inventory data, forest improvement projects and forest protection.

Central Office Operations (\$1,193,000; FTE 27): The function and role of the Forestry program is to protect and develop the forest resources of Indian trust property. In areas of program administration, procedures, delegations of authority and manual directives controlling the bureau's forestry operations are developed, reviewed and kept current. Legislation is prepared and reports on legislation are drafted to facilitate management of Indian forest resources. Staff assistance is provided in preparing budget justifications and backup information for Congressional appropriations and other hearings.

In carrying out the technical and administrative activities of the Forestry program, active working relationships are maintained with other governmental and private organizations concerned with forestry problems of mutual interest. These funds include support for the Forestry Intern Program, oversight and management of the aviation program, and forest and range fire protection and suppression efforts.

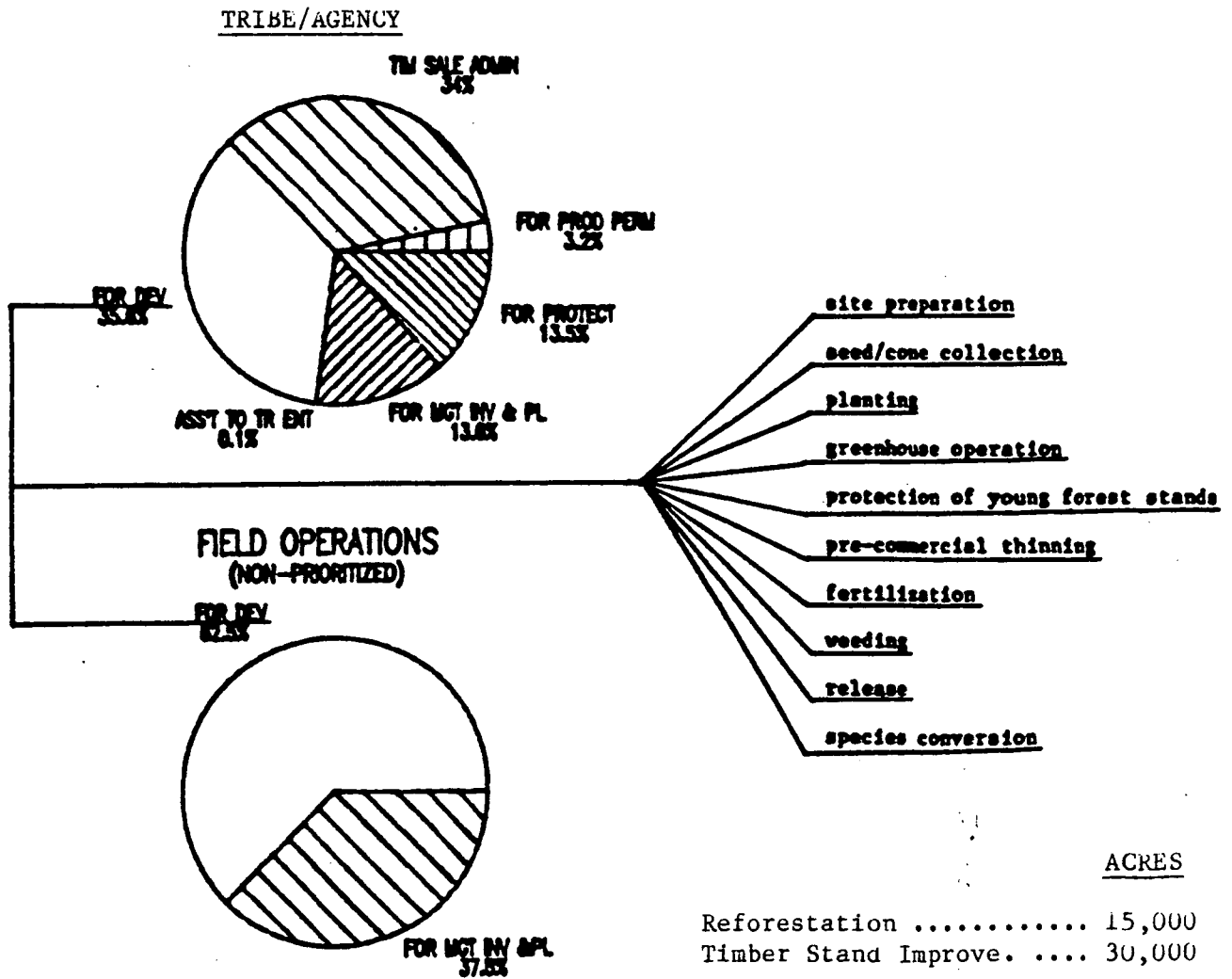
Field Operations (\$3,200,000; FTE -0-): There is an inter-relationship between forestry program activities so that tribal prioritized and non-banded workload cannot be precisely delineated. See the tribe/agency portion of budget for detail.

Field Operations (\$3,200,000; FTE 197): Non-Banded funds:



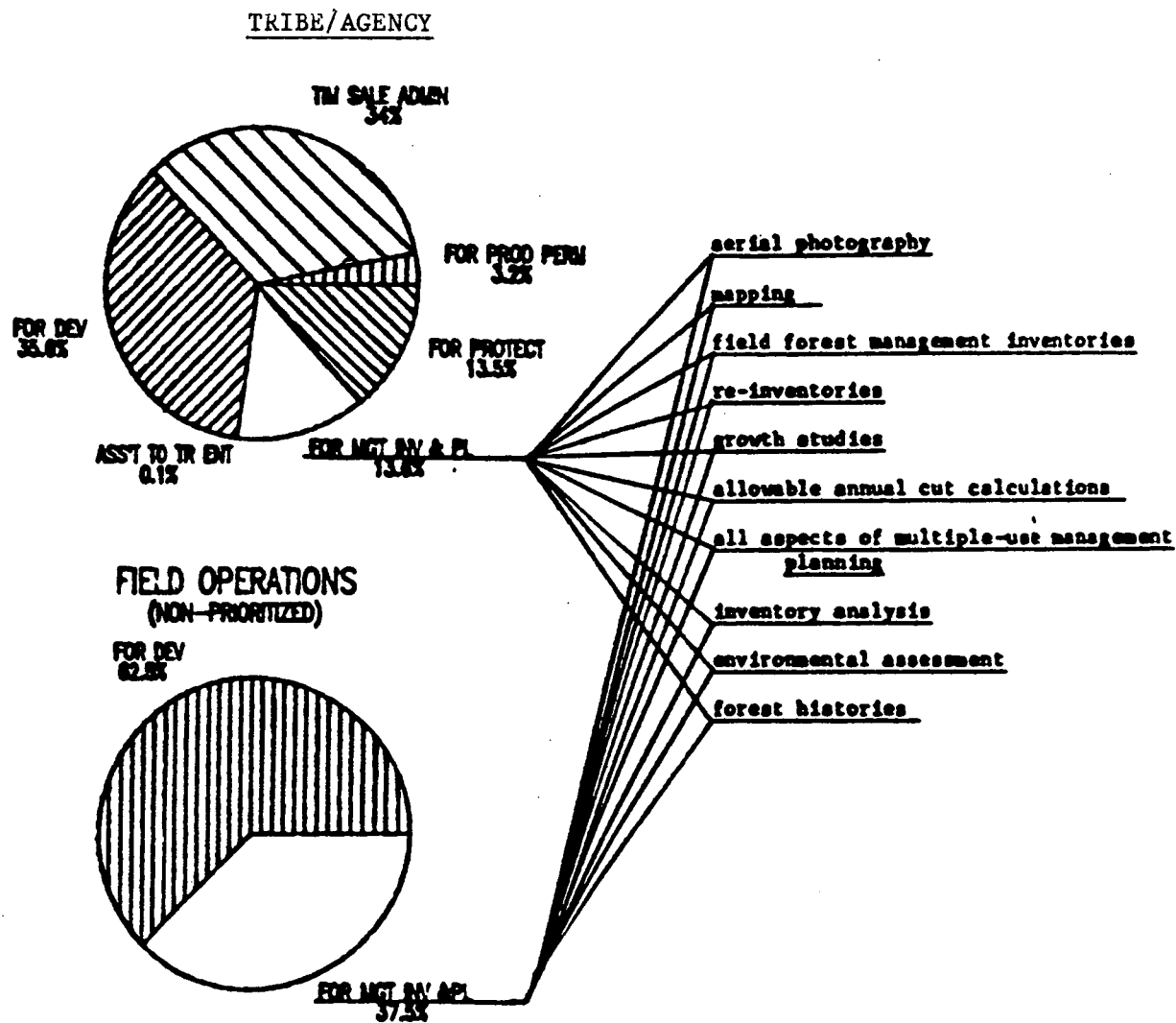
Forest Development (\$2,000,000; FTE 0): The continuing Forest Development Program includes all activities of Forestation and Timber Stand Improvement necessary to properly manage the commercial Indian forest for a sustained yield of desired forest products. Forest Development activities shown on the following chart include all the scheduled (and unplanned) periodic silvicultural treatments to bring a forest to commercial size and quality. Through intensive forest development practices, allowable annual cuts may be increased, and improved forest products may be presented for sale, bringing higher profits to the individual Indian and tribal forest landowners.

Workload Factors and FY 1988 Estimated Outputs:



Forest Inventories/Plans (\$1,200,000; FTE 0): The Forest Management Inventory and Planning (FMI&P) program includes all the activities necessary to compile and maintain modern forest management plans for trust forested reservations or properties having a commercial forest land base. Funds are expended on FMI&P projects in accordance with the 12-year schedule (FY 1984-1995) established in the December 31, 1983, "Report on Status of Inventories and Needs Assessment." That report, and subsequent periodic revisions, is a schedule for completion of economic and other considerations of the Indian owners. It provides the framework for developing the reservation forest management plan. As of September 30, 1985, approximately 35 of the 100 trust forested reservations or properties have current forest management or operating plans. This equates to approximately 43 percent of the total commercial forest land base of 5,935,700 acres having plans. The remaining locations continue to operate with no plans or outdated plans. These numbers will vary from year to year as new inventories refine commercial forest acreage, and the status of management planning on individual reservations changes because of the need to periodically update and exercise existing plans.

Workload Factors and FY 1988 Estimated Outputs



<u>Workload Summary Estimates:</u>		<u>Actual FY 1986</u>	<u>Estimate FY 1987</u>	<u>Estimate FY 1988</u>
<u>Forest Development</u>				
Reforestation	(Acres)	17,000	15,000	15,000
Timber Stand Improvement	(Acres)	34,000	30,000	30,000
<u>Forest Protection</u>				
Forest & Range Land Protected	(Acres)	59,314,000	59,314,000	59,314,000
Number of Fires Suppressed	(CY)	3,100	3,300	3,300
Acres burned *		157,000	120,000	120,000
<u>Timber Sale Administration</u>				
Allowable Annual Cut	(MBM)	1,020,000	1,020,000	1,020,000
Timber Sale Volume Offered	(MBM)	700,000	700,000	700,000
Volume of Timber Harvested	(MBM)	680,000	680,000	680,000
Value of Timber Harvested	\$	50,000,000	50,000,000	50,000,000
Timber Sale Contracts supervised **	(No.)	200	200	200
Forest Products Permits issued **	(No.)	6,000	6,000	6,000
Timber Cruises for Appraisal purposes	(No.)	315	315	315
<u>Forest Management Inventory and Planning ***</u>				
Aerial Photography	(No. of Reserv.)	13	15	6
Mapping	(No. of Reserv.)	11	34	16
Field Inventory	(No. of Reserv.)	9	30	14
Inventory Analysis	(No. of Reserv.)	8	26	16
Management Plan	(No. of Reserv.)	4	20	21
<u>General</u>				
Employment Generated (direct, indirect and induced - MY)	(No.)	10,157	10,157	10,157
Employment Generated Income	\$	211,266,000	211,266,000	211,266,000

* In 1985, total acres burned were 274,025 (143,842 forested; 130,183 non-forested).

** Previously, all sales and permits were reported. This shows those on which there is or may be current activity. SOURCE: BIA, Div. of Forestry, 1985 Accomplishment Report.

*** SOURCE: Status of Forest Management Inventories and Planning, 9/30/85.

Fire Suppression (\$000; FTE 197): The funding for these FTE are transferred from no-year funds from within the Department and/or Bureau. Fiscal Year 1988 is the actual year these FTE will be used.

Increase/Decrease from FY 1988 Base:

(Dollar amounts in thousands)

<u>Program Element</u>		<u>FY 1988 Base</u>	<u>FY 1988 Estimates</u>	<u>Difference</u>
<u>Field Operations</u>				
Forest Development	\$	2,000	5,750	+3,750
	(FTE)	(--)	(--)	(--)

Forest Development (+\$3,750,000; FTE -0-): The added funds would offset the increasing costs of conducting forest development projects due to the annual rise of the national inflation rate and the change in program effort to the more difficult sites and locations. The additional funds will continue the elimination of the backlog of forest development work (primarily forestation and thinning), at an accelerated rate. During the first nine years of the initial 10-year program, 466,230 acres of the total 1,006,705 acres of backlog were eliminated. The long-term results of the forest development work will serve to enhance future forest income of Indian owners. The increased funding would move the target date for complete elimination of the backlog to the early 1990's.

D. Water Resources

		<u>FY 1987 Pres. Budget As Amend.</u>	<u>FY 1988 Base</u>	<u>FY 1988 Estimate</u>	<u>Inc.(+) Dec.(-) From 1987</u>	<u>Inc. Dec. From Base</u>
Central Office Operations:	\$	465	465	465	--	--
	(FTE)	(--)	(--)	(--)	(--)	(--)
<u>Field Operations:</u>						
Water Management & Development	\$	--	--	1,500	+ 1,500	+ 1,500
	(FTE)	(--)	(--)	(--)	(--)	(--)

Objectives: The objectives of the Water Resources program are to: (1) assist tribes in developing comprehensive planning and management capabilities for tribal water resources in a manner consistent with sound economic and conservation principles, (2) assist tribes in developing and sustaining a dynamic tribal administrative environment which assures that tribal water resource programs are conducted in a manner consistent with applicable laws, regulations, court decisions, and negotiated settlements of water rights claims; (3) increase tribal training opportunities and involvement in all aspects of water resource management to achieve full tribal capability in these matters.

Base Program (\$465,000; FTE 0):

Central Office Operations (\$465,000; FTE 0): Provides the Bureau, Department, and the tribes with analyses and evaluations of water resources developments, court actions, regulations and other issues which may affect tribal water rights and uses. Emphasis is placed on policy initiatives concerning funding allocations, development of reporting systems, maintenance of effective liaison and coordination with other federal agencies, proposing regulations and procedures

for operation of the program, development of contract specifications, memoranda of agreement, as appropriate, in advancement of the program. Central office staff are responsible for the formulation of new Bureau and Departmental policy initiatives required to accomplish program goals and objectives. Policy actions are completed by pro-active liaison with tribes to assure that policy objectives are implemented in a manner consistent with tribal needs and objectives.

Increase/Decrease from FY 1988 Base:

(Dollar amounts in thousands)

<u>Program Element</u>		<u>FY 1988 base</u>	<u>FY 1988 Estimates</u>	<u>Difference</u>
Water Resources Mgmt/Devel.	\$ (FTE)	-- (--)	1,500 (--)	+ 1,500 (--)

Water Resources Management and Development (+\$1,500,000; FTE 0): Achievement of planning capabilities is an essential first step toward actual use of water resources, in a wide range of economically feasible tribal projects, including agriculture and industrial management. Funds are required for tribes to develop water resource management plans and capabilities. It is essential to create an environment to effectively use water for economic development, to create business opportunities, and generate jobs and income. Since 1980, Congress has funded the collection of water resources data for the purpose of quantification, management, and development of tribal water resources coextensively with funding for litigation and negotiation of Indian reserved water rights. The Department has encouraged Indian tribes, through the negotiation process, to quantify their federally-reserved water rights and to assume a meaningful role in the management and development of their water resources.

Today, integrated water resources studies have been initiated on 150 reservations. In order for tribes to attain the management capability to use existing water resources data and to undertake management and development activities, it is essential that seed monies be provided to tribes to establish water resources technical capabilities. Those tribes who have begun to negotiate a settlement of their water rights or have had their rights quantified, risk economic losses or erosion of their water rights due to their inability to adequately manage and develop their water resources.

To meet this pressing need, program funds would be made available to eligible tribes under the P.L. 93-638 process. Those tribes which have reached the later stages of settlement of their reserved water rights and those tribes which have their water rights quantified would receive first priority for program funds. This activity would also allow tribes to engage in functions necessary to develop and put tribal water resources to beneficial use. These functions would be contractable under P.L. 93-638, and might include, for example, further development of agricultural tracts or stockwater ponds; monitoring water quality; or instream flow analysis. Approximately 20 reservations per year could receive assistance under the program at an average amount of \$75,000 per reservation.

A significant benefit of the availability of such funds is the incentive for tribes to embark upon the task of negotiating a settlement of their water rights so that they may begin to initiate management planning and development activities under this program.

WATER POLICY IMPLEMENTATION STUDY

WORKLOAD DATA SUMMARY SHEET - AS OF APRIL 1985

AREA OFFICES	NUMBER OF RESERV. & TRIBES	ACTIVITY UNITS *	STUDIES COMPLETED	%	STUDIES ONGOING	%	STUDIES NO STUDY	%	STUDIES REQ. UPDATE	%
ABERDEEN	15	150	26	17.3 %	39	26 %	35	23.3 %	50	33.3 %
ALBUQUERQUE	11	110	20	18.2	52	47.3	38	34.5	--	--
ANADARKO	3	30	5	16.2	7	23.3	17	56.7	1	3.3
BILLINGS	8	80	21	26.3	23	28.7	36	45	--	--
JUNEAU	3	30	3	10	1	3.3	26	86.7	--	--
MINNEAPOLIS	11	110	--	--	10	9.1	99	90	1	--
NAVAJO	1	10	--	--	7	70	--	--	3	30
PHOENIX	23	230	73	31.7	70	30.4	55	23.9	32	13.9
PORTLAND	33	330	105	31.8	33	10	176	53.3	16	4.8
SACRAMENTO	47	470	158	33.6	18	3.8	216	46	78	16.6
TOTAL	155	1,550	411	26.5 %	260	16.8 %	698	45 %	181	11.7 %

- * Activities included:
- | | |
|-----------------|-----------------------------|
| 1) Water supply | 6) Economics |
| 2) Historical | 7) Livestock and wildlife |
| 3) Hydrology | 8) Municipal and Industrial |
| 4) Soils | 9) Instream flow |
| 5) Engineering | 10) Other |

BIA-110

E. Wildlife and Parks

		FY 1987 Pres. Budget <u>As Amend.</u>	FY 1988 <u>Base</u>	FY 1988 <u>Estimate</u>	Inc. (+) Dec. (-) <u>From 1987</u>	Inc. (+) Dec. (-) <u>From Base</u>
Central Office	\$	445	445	445	--	--
Operations:	(FTE)	(2)	(2)	(2)	(--)	(--)
 <u>Field Operations:</u>						
Special Fish						
Mgmt. Programs	\$	6,303	6,502	6,629	+ 127	+ 127
	(FTE)	(--)	(--)	(--)	(--)	(--)
Other Fish and						
Wildlife Mgmt.	\$	710	411	411	- 299	--
	(FTE)	(--)	(--)	(--)	(--)	(--)
FWS Technical						
Assistance	\$	1,339	1,227	1,227	- 112	--
	(FTE)	(41)	(41)	(41)	(--)	(--)

Authorization: Treaties between Indian tribes and the Federal Government, protected by Article VI of the U.S. Constitution, form the foundation of the Federal Government's trust responsibility for protecting treaty rights, including the right to utilize fish and wildlife resources. Through various court interpretations of Indian treaties, e.g., U.S. v. Oregon, U.S. v. Washington, and Lac Courte Oreilles v. Voigt, and court-ordered consent decrees (e.g., the 1985 Michigan Fisheries Settlement - Consent Order M26-73-CA'), tribes are obligated or mandated to take various actions necessary for the management, conservation and enhancement of fish and wildlife resources.

The Snyder Act of 1921 (42 Stat. 208; 25 U.S.C. 13), as broadened by the Indian Reorganization Act of 1934 (48 Stat. 948; 25 U.S.C. 461 et seq.) and the Indian Self Determination and Education Assistance Act of 1975 (188 Stat. 2203; 25 U.S.C. 450), provide basic authority for the Secretary of the Interior to provide services to federally-recognized Indian tribes. Other authorities include the negotiated settlement of the U.S. v. Michigan case (Entry of Consent Order M26-73-CA' 1985), the U.S.-Canada Pacific Salmon Treaty Act of 1985 (99 Stat. 7; P.L. 99-5), the Alaska National Interest Lands Conservation Act of 1980 (16 U.S.C. 3101; 94 Stat. 2371), the American Indian Religious Freedom Act of 1978 (45 U.S.C. 1946), the Anadromous Fish Conservation Act of 1965 (16 U.S.C. 757; 79 Stat. 1125), the Bald Eagle Act of 1940 (16 U.S.C. 668; 54 Stat. 250), the Black Bass Act of 1926 (16 U.S.C. 851; 44 Stat. 576), the Endangered Species Act (16 U.S.C. 1531; 87 Stat. 884), the Fish and Wildlife Coordination Act of 1934 (16 U.S.C. 661; 48 Stat. 401), the Fishery Conservation and Management Act of 1976 (16 U.S.C. 1801; 90 Stat. 3310), the Great Lakes Fishery Act of 1956 (16 U.S.C. 931; 70 Stat. 242), the Lacey Act of 1900 (16 U.S.C. 701; 31 Stat. 187; 32 Stat. 285), the Marine Mammal Protection Act of 1972 (16 U.S.C. 1361; 86 Stat. 1027), the Migratory Bird Conservation Act of 1929 (16 U.S.C. 715; 45 Stat. 1222), the National Environmental Policy Act of 1969 (42 U.S.C. 4321; 83 Stat. 852), the Pacific Northwest Electric Power Planning and Conservation Act of 1980 (16 U.S.C. 839), and the Salmon and Steelhead Conservation Act of 1980 (16 U.S.C. 3301; 94 Stat. 3275).

Objectives: The goal of the Fish, Wildlife and Recreation Program is to fulfill and execute the Federal Government's trust responsibility relating to fish, wildlife and recreational resources that are important to the sustenance, cultural enrichment and economic support of Indians, including protection of Indian hunting and fishing rights, and the conservation, development and utilization of these resources for the maximum benefit of Indians, currently and in the future. This goal is addressed by focusing program resources in four primary areas:

- Protection of hunting, fishing, and gathering rights guaranteed to federally-recognized tribes by the United States through treaty, statute or Executive Order, including providing for the fulfillment of tribal co-management responsibilities associated with the exercise of such rights.
- Development of full tribal capability in the management of fish, wildlife and recreational resource programs through tribal contracting.
- Development and maintenance of a dynamic administrative environment which assures that fish, wildlife and recreational resource programs are conducted effectively, efficiently, and in compliance with established objectives, laws, regulations, court decisions, and other directives.
- Support for technical fish and wildlife assistance and fish stocking services to tribes which have not yet developed full capability for assuming responsibilities associated with such programs.

Base Program (\$8,585,000; FTE 43): A large segment of the 53 million acres of trust land in the United States represents suitable habitat, supporting diverse ecosystems and a multitude of fish, wildlife and recreational resources. Tribal resource programs on these reservations and in the ceded areas contribute significantly toward meeting national demands for hunting, fishing and outdoor recreation, in threatened and endangered species recovery efforts, and in conserving other important fish, game, and nongame species. Fish and wildlife resources also serve as a base for sustenance, cultural enrichment and economic development for many tribes, and assist in maintaining tribal social structures and stability by providing gainful and meaningful employment in desirable and traditional occupations throughout the year. Moreover, several tribes rely on taxes collected from fishermen and income generated from recreational development programs to support tribal governmental operations. Improper management of fish and wildlife resources both on and off reservations, could not only impair the resources, but the functioning of tribal societies and governments as well.

Since the mid-1970's, fish and wildlife programs have been conducted on approximately 125 Indian reservations. Some have expanded through accelerated development of tribal capabilities. Many, however, especially fisheries programs on inland reservations, have been terminated as a result of reduced appropriations to the U.S. Fish & Wildlife Service, which formerly provided funding for many of these programs. The Bureau's Fish, Wildlife and Recreation program began in the mid-1970's in response to these decisions and as a result of various landmark treaty hunting and fishing rights decisions, which granted management status to tribes in addressing complex, interjurisdictional resource issues of national and international significance.

Presently funded programs provide for valuable and diverse fishing, hunting and outdoor recreation opportunities throughout the country, accounting for millions of recreational use days annually. Tribal fish hatcheries account for approxi-

mately 25 percent of the steelhead and 17 percent of the salmon propagated in western Washington, and result in the production of tens of millions of walleye annually in the Great Lakes states. Species listed as threatened or endangered, which receive management assistance, include the bald eagle, grizzly bear, black-footed ferret, Lahontan cutthroat trout, cui-ui lakesucker and peregrine falcon.

The Bureau has six professional biologists assigned to the program, two of whom are located in the Central Office. Tribal programs contracted through the Bureau provide for most of the on-the-ground work. The Central Office provides contracting officers and other Bureau personnel with technical advice essential to effective administration and monitoring of the many fish and wildlife management program activities.

Central Office Staff Operations (\$445,000; FTE 2): Professional personnel in the Central Office are responsible for establishing program goals, objectives, policies, strategies, and procedures necessary for effective and efficient program administration. The staff coordinate program planning, assist in budget formulation and execution processes, propose systems for the effective delivery of program services, establish program evaluation procedures and serve in a program oversight capacity. Central Office staff also coordinate program responsibilities among area offices, agencies, tribes and inter-tribal organizations, analyze policy and legislation, prepare briefings and issue papers, respond to information inquiries, conduct special projects, perform internal control reviews of potential waste, fraud and abuse, and provide expertise and advice to the Bureau's executive managers. Finally, the staff provides liaison with other federal and state agencies, participates in national and international meetings and negotiations, and assists in the overall management of the trust responsibilities.

Field Operations (\$8,140,000; FTE 41):

I. Special Fish and Wildlife Management programs (\$6,502,000; FTE 0): A number of court cases decided in favor of Indian treaty hunting and fishing rights in recent years have resulted in increased attention toward nationally and internationally-significant fish and wildlife resources in ceded off-reservation areas, typically falling under the jurisdiction of a variety of management entities, and serving the needs of a variety of interest groups. Under stringent management standards prescribed by the Federal Courts, these resources, and the Indians' right to utilize them, are protected through complex inter-jurisdictional programs aimed at assessing stock abundance and allowable harvests on an annual basis, and the population dynamics and stock/recruitment parameters of important stocks. Tribal roles and responsibilities have also been identified through statute, notably the Pacific Salmon Treaty Act of 1985.

This program assists four inter-tribal organizations (Northwest Indian Fisheries Commission, Columbia River Intertribal Fish Commission, Great Lakes Indian Fish and Wildlife Commission, and Chippewa-Ottawa Treaty Fishery Management Authority) and their member tribes in the Pacific Northwest and the Great Lakes states. These organizations are involved in important national and international co-management activities. These inter-tribal bodies represent effective and efficient mechanisms for serving member tribes in treaty rights negotiations and implementation programs involving complex inter-jurisdictional resources. The program also assists the terminated Klamath Tribe in Oregon in the protection of treaty hunting, fishing and gathering rights.

- A. Western Washington Fisheries Management (\$1,170,000; FTE 0): The Boldt Decision of 1974 in U.S. v. Washington reaffirmed that Stevens Treaty tribes in the State of Washington hold a valid treaty right to fish in all of their usual and accustomed places, and upheld the position that the affected tribal governments must participate in the management of resources involved. This decision prompted the establishment of the Northwest Indian Fisheries Commission (NWIFC) in 1975 by the treaty fishing tribes of western Washington to develop and coordinate sound resource management programs.

The NWIFC is directed by Commissioners who represent all treaty tribes in the case area. Of this amount, \$805,000 is used to coordinate the efforts of tribal biologists, hatchery personnel, computer specialists and managers in formulating harvest management, population assessment, stock enhancement and data gathering programs. The NWIFC serves as spokesman for the member tribes on fishing issues and has the authority to represent them before state and federal agencies. The united inter-tribal voice facilitated through the NWIFC and the joint management plans and programs which result, promote effective co-management of the complex inter-jurisdictional resources involved. Of this amount, \$120,000 is for fish tagging efforts, formerly accomplished by agreement with the Fish & Wildlife Service; and \$245,000 is for Jamestown Klallam.

- B. Columbia River Fisheries Management (\$1,533,000; FTE 0): In U.S. v. Oregon (1969 and subsequent supplemental decisions), Judge Belloni reaffirmed the rights of the four Columbia River Basin treaty tribes (Yakima, Umatilla, Warm Springs and Nez Perce) to a fair share of the fisheries resources. The decision resulted in 1977 in a court-approved five-year management and allocation agreement between the parties, and in the creation of the Columbia River Inter-tribal Fish Commission (CRITFC) to serve as a coordinating body for the four tribes. The Bureau contracts with CRITFC to fulfill tribal responsibilities and obligations in management and enforcement of tribal fisheries, and in the overall protection, development, and management of the Columbia River fisheries, while working cooperatively with the states and the Department of the Interior. The CRITFC is pursuing an active policy and technical role in the management of the Columbia River System. Substantial co-management of the fisheries resource is required by Federal Court order and federal law through a multi-state, inter-tribal and federal agency network. Maintenance of tribal fishery programs allows the Tribes and the States to jointly manage and regulate Indian and non-Indian fisheries within the Columbia River basin. The funds include \$79,000 for fish tagging efforts, formerly accomplished by agreement with the Fish & Wildlife Service.

The CRITFC staff of hydrologists, biologists, policy analysts, law enforcement officers, and administrative personnel promotes a "gravel-to-gravel" management philosophy for salmon and steelhead, requiring management involvement through the entire life cycle of the fish. Extensive efforts are directed toward rebuilding upriver runs that have been depleted by over-harvest, habitat degradation, and hydropower and flood control development. The CRITFC coordinates with operators of the 13 mainstream Columbia/Snake River dams to facilitate upstream and downstream fish passage, and has been designated coordinator for the tribes in implementing the Water Budget Program. The CRITFC Enforcement Program employs a full-time staff of 15 patrol officers and dispatchers to enforce tribal fishing regulations.

- C. Voigt Case Area Management (\$1,374,000; FTE 0): In 1982, six bands of the Lake Superior Chippewas not involved in the U.S. v. Michigan case, but with commercial fishing rights on the Great Lakes, formed the Great Lakes Indian Fish Commission. After the Seventh Circuit Court of Appeals reaffirmed reserved rights of several bands of Lake Superior Chippewas to hunt, fish, trap and gather on public lands and waters ceded to the United States under the Treaties of 1837 and 1842 (Lac Courte Oreilles v. Voigt, 1983), the "Voigt" tribes, in 1984, joined with the Great Lakes Indian Fisheries Commission, forming the Great Lakes Indian Fish and Wildlife Commission (GLIFWC). The GLIFWC provides an inter-tribal mechanism for implementing the Voigt decision through the securing of technical biological expertise, the development of sound natural resource management plans, the development of hunting and fishing regulations, and the strengthening of the tribal enforcement capability and court system. The Commission also affords member tribes the opportunity to negotiate with the states of Michigan, Minnesota, and Wisconsin, in co-managing fish and wildlife resources as a unified entity. By sharing the expertise available, the Commission provides substantial improvement in the overall efficiency of the tribes to manage and regulate the use of fisheries resources of the Great Lakes, and of inland fish and wildlife resources of the Great Lakes states.

Member tribes must identify resources, provide biological services, enforce codes, have the capacity to develop, promulgate and apply tribal off-reservation hunting and fishing regulations, and train personnel to provide effective enforcement in the field and through tribal court systems.

- D. Klamath Conservation Program (\$145,000; FTE 0): The Klamath Tribe in Oregon, retains hunting, fishing and gathering rights under the Treaty of 1864, despite termination of the federal supervision over the property and members of the tribe. Decisions of the United States Court of Appeals for the Ninth Circuit and subsequent denials (Kimball v. Callahan) recognized the continued existence of the Klamath Tribe and the basis for requirements of resources to preserve and protect the retained treaty rights of the tribe. A 1981 consent decree and order (Civil No. 73-155) identifies tribal responsibilities for the conservation and management of fish and wildlife resources through an agreement between the tribe, the state of Oregon and the United States. A 1985 decision by the Supreme Court in Oregon Department of Fish and Wildlife v. Klamath Indian Tribe, involved the exercise of hunting and fishing rights on approximately 621,000 acres of ceded lands, as per the 1901 Cession Agreement between the tribe and the U.S. Government. Although the court held that the tribe's exclusive right to hunt and fish on lands reserved in the 1864 treaty did not survive as a special right to be free of state regulation in the ceded lands that were outside the reservation after the 1901 agreement, tribal conservation and enforcement efforts are still a need on the 1.1 million acre former reservation.

The Klamath Tribal Executive Committee, as the governing body of the Klamath Tribe, is responsible for implementing the tribe's treaty rights and conservation program. The Klamath Indian Game Commission assists in planning, coordination and implementation of biological, conservation enforcement, liaison and administrative aspects of the program. The \$145,000 will support a skeleton staff to perform the highest priority biological and conservation enforcement efforts in the Klamath Conservation Program.

- E. Michigan (Great Lakes) Fisheries Management (\$1,280,000; FTE 0): In 1981, the fishing rights of three Michigan tribes (Sault Ste. Marie, Bay Mills the Grand Traverse), covered by the Treaty of 1836, were affirmed in Federal Court. Also in 1981, the three tribes established the Chippewa/Ottawa

Treaty Fishery Management Authority (COTFMA). The purpose of COTFMA is to provide uniform joint regulations governing tribal fishing activities, to act as a coordinating body for enforcement activities, to coordinate initiatives regarding enhancement of the fishery and to provide a forum for resolving policy issues among the tribes. The COTFMA is advised on technical fishery matters, fishing regulations, harvest and status of the fishery stocks by the joint Inter-Tribal Fisheries and Assessment Program. This program performs stock assessment and research studies, recommends harvest quotas, prepares data for negotiations/litigation and works with other tribal, state, federal and academic biologists throughout the Upper Great Lakes area. A joint biological committee, the Tripartite Technical Working Group, consisting of biologists from the Inter-Tribal Fisheries and Assessment Program, the State of Michigan and the U.S. Fish and Wildlife Service, assesses the status of important fish stocks, and establishes annual Total Allowable Catches for use by the State of Michigan and COTFMA in regulating fisheries. Tribes also participate on the Lake Trout and Chub Technical Committees of the Great Lakes Fishery Commission, established by the treaty between the United States and Canada for Great Lakes fisheries restoration purposes.

In 1985, a negotiated fisheries agreement, signed by all parties to the U.S. v. Michigan litigation, was formalized through Federal Court action. The agreement provides for fisheries zonation plans for Lakes Superior, Michigan, and Huron, a fisheries enhancement program, further development of cooperative management measures, expanded conservation enforcement programs, a tribal economic development program, and a comprehensive lake trout management program.

- F. US/Canada Pacific Salmon Treaty (\$1,000,000; FTE 0): Through representation on the Pacific Salmon Commission and panels created by the United States - Canada Pacific Salmon Treaty and implementing legislation of 1985, the Northwest treaty tribes apply their management expertise in assessing and rebuilding salmon stocks of mutual concern to both countries. The treaty commits each country to prevent over-fishing and provide for optimum production, and creates a national and international forum through which cooperative management of salmon stocks can occur. The United States' obligation to implement the treaty includes providing for fiscal support in the areas of management, administration, information collection/analysis and enhancement.

The \$1,000,000 will be divided between the Columbia River Inter-Tribal Fish Commission and the Northwest Indian Fish Commission for work not currently being conducted under other contracts. Programs to be conducted include inseason management, data-sharing, stock identification, and stock monitoring, focusing on salmon stocks originating in U.S. waters and intercepted in Canadian waters.

- II. Other Fish, Wildlife, and Recreation Management Assistance (\$411,000; FTE 0): Funds in this account are applied to meet the emerging needs and desires of tribes to manage their fish and wildlife resources and carry out their co-management responsibilities in concert with other resource management jurisdictions. Also included are funding for the Wildhorse Reservoir, and technical assistance to southwest fisheries activities.

The Bureau has received more than 50 requests from tribes, totalling more than \$7 million, for development or expansion of their capabilities in fish

and wildlife resources management. A number of these proposals would benefit several tribes and numerous individuals in the areas of self-sufficiency obtainment and reservation economy development, while affording increased conservation and management of nationally significant fish and wildlife populations and their habitats. Funding is proposed to support the Pacific Northwest tribes in shellfish investigations, to develop the capability of the Penobscot Nation in conserving Atlantic salmon and other fish and wildlife resources associated with the Maine Land Claims Settlement Act, to support the initiation of fish and wildlife resources programs on selected Indian Reservations, and to support the development of the Native American Fish and Wildlife Society. Funds may also be directed to sustain the Treaty Fisheries Catch Monitoring Program in the Pacific Northwest if funding currently provided by the U.S. Fish and Wildlife Service to support this effort becomes unavailable.

III. Technical Assistance-Fish and Wildlife Service (\$1,227,000; FTE 41): This base program incorporates all elements of reimbursable assistance requested of the Fish and Wildlife Service (FWS) by the Bureau. The program includes reimbursing FWS for technical assistance on fish and wildlife resource matters and fish production activities to tribes not yet able to perform such services, with the understanding that, as tribes develop the capabilities to assume such programs, funding will be transferred to the tribes. Specific services to be provided and Indian reservations to be served are described in a Memorandum of Agreement (MOA) negotiated annually between the two agencies, and in sub-agreements negotiated between Bureau Area Offices and FWS Regional offices.

Facilities funded include the Quinault hatchery, which supplements efforts of federal and state agencies involved in the enhancement of Pacific Northwest salmonid resources, and the Mescalero, Williams Creek and Alchesay hatcheries, whose contributions are necessary to support tribal fishing programs in Arizona, New Mexico and Colorado. Funding is also provided to the Fish Health Center to conduct fish disease control work at tribal hatcheries in the Pacific Northwest, and to technical assistance offices located at Parker and Pinetop, Arizona; Lander, Wyoming; Vernal, Utah; Valentine, Nebraska; and Kalispel, Montana, which serve tribes requiring varying degrees of training and assistance in developing fish and wildlife management programs and capabilities.

Increase/Decrease from FY 1988 Base:

<u>Field Operations:</u>		<u>FY 1988</u> <u>Base</u>	<u>FY 1988</u> <u>Estimate</u>	<u>Difference</u> <u>(+ or -)</u>
Klamath Conservation	\$	145	307	+ 162
	(FTE)	(--)	(--)	(--)
Michigan Settlement	\$	1,280	1,245	- 35
	(FTE)	(--)	(--)	(--)
Total	\$	1,425	1,552	+ 127
	(FTE)	(--)	(--)	(--)

Klamath Conservation (+\$162,000; FTE 0): The \$162,000 is requested to establish a reasonable base funding level of \$307,000, which will be used by the Klamath tribe to carry out fish and wildlife co-management responsibilities in cooperation with state and federal resource management authorities, on 1.1 million acres of former reservation land. The funding would meet the needs and requirements to provide the following:

- Enrollment and identification of Klamath Tribal members eligible to exercise treaty rights on a current basis;
- biological services and technical guidance for developing and carrying into effect tribal authorities and responsibilities for fish and wildlife resource conservation and use along with related liaison activities with land and resource management agencies in the region;
- Maintenance of tribal conservation enforcement on former reservation land areas. Activities include, conservation/education with tribal members, enforcement patrol, and issuance and processing of citations pursuant to established tribal enforcement procedures and wildlife management code provisions;
- Maintenance of liaison with the Oregon Department of Fish and Wildlife and Oregon State Police pursuant to "Consent Decree" requirements;
- Continuation of general administration and management aspects of the program, including account and record maintenance, report preparation and communication with tribal members and others; and
- Protection of water rights on the former reservation which have a direct tie to maintaining fish and wildlife resources.

Michigan Settlement (-\$35,000; FTE 0): This decrease is an estimated one-time cost of establishing a landing site. If completed as originally anticipated, there will be no need to carry this amount forward in the 1988 budget.

Object Class Distribution - Forestry & Agriculture Subactivity Amount

	<u>FTE</u>	<u>Amount</u>
Personnel Compensation	+2	+\$ 70,000
Personnel Benefits	+	7,000
Other Services	+	5,815,000
Supplies & Materials	+	<u>1,249,000</u>
Total		<u>+\$7,141,000</u>

Justification of Program and Performance

Activity: Natural Resources Development
 Subactivity: Minerals and Mining/Irrigation and Power

(Dollar amounts in thousands)

<u>Program Elements</u>		<u>FY 1987 Pres. Budget As Amend.</u>	<u>FY 1988 Base</u>	<u>FY 1988 Estimate</u>	<u>Inc. (+) Dec. (-) From 1987</u>	<u>Inc. (+) Dec. (-) From Base</u>
A. Minerals and Mining	\$ (FTE)	7,741 (13)	7,741 (13)	7,741 (13)	-- (--)	-- (--)
B. Irrigation and Power	\$ (FTE)	7,587 (17)	7,587 (17)	7,587 (17)	-- (--)	-- (--)
Total Requirements	\$ (FTE)	15,328 (30)	15,328 (30)	15,328 (30)	-- (--)	-- (--)

A. Minerals and Mining

		<u>FY 1987 Pres. Budget As Amend.</u>	<u>FY 1988 Base</u>	<u>FY 1988 Estimate</u>	<u>Inc. (+) Dec. (-) From 1987</u>	<u>Inc. (+) Dec. (-) From Base</u>
Central Office Operations:	\$ (FTE)	663 (13)	663 (13)	663 (13)	-- (--)	-- (--)
<u>Field Operations:</u>						
Mineral Assessments & Tribal Projects	\$ (FTE)	5,400 (--)	5,400 (--)	5,400 (--)	-- (--)	-- (--)
Linowes Positions	\$ (FTE)	468 (--)	468 (--)	468 (--)	-- (--)	-- (--)
Special Projects	\$ (FTE)	1,210 (--)	1,210 (--)	1,210 (--)	-- (--)	-- (--)

Objective: To provide technical, economic, and land-use data and advice to Indian landowners, and to Bureau and Department personnel who are assisting Indian owners seeking to manage and develop their mineral resources. To cooperate in the planning, management and development of mineral resources with tribes, other agencies, councils and commissions. To assist tribes in achieving the maximum income and employment return from utilization of their mineral resources.

Base Program (\$7,741,000; FTE 13): The Bureau of Indian Affairs is responsible for protecting the interests of Indian landowners in the development of the mineral resources on Indian lands. Title to these lands is held in trust or restricted status by the United States. The Bureau supports the Administration's policy of self-determination for Indian tribes and will assist the tribes in attaining the maximum benefits which can be derived from resource development. The Bureau's function is to provide technical assistance and guidance to the tribes. The final decision on whether or not to develop resources is made by the tribes and individual Indian landowners.

The bureau has 53 million acres of land held in trust for American Indians. As of September 30, 1984, tribes or individual Indians had 4,590,392 acres under mineral leases, with a total income to the Indian mineral owners of over \$231.0 million. Oil, gas and minerals are extracted through approximately 17,606 leases and permits. Most of the revenue is generated from oil and gas leases. The following table displays, by the Bureau's Area Offices, the total amounts of leases, acreage and income for FY 1984 (the latest data available) with the comparable income for FY 1983.

Area	No. Leases for FY 1984	Acreage for FY 1984	Income	
			\$ FY 1983	\$ FY 1984
Aberdeen	530	91,015	1,555,783	2,302,471
Albuquerque	556	818,050	36,958,804	23,000,476
Anadarko	3,976	250,762	35,589,139	33,522,754
Billings	4,614	1,294,271	40,756,199	35,138,219
Eastern	--	--	400,511	--
Juneau	7	700	--	354,216
Minneapolis	1	19	4,000	--
Muskogee	5,284	1,091,820	53,695,398	58,256,871
Navajo	909	614,878	45,679,510	46,578,453
Phoenix	1,584	417,698	20,844,222	29,302,218
Portland	142	10,366	1,982,650	2,370,374
Sacramento	3	813	205,165	243,485
Totals	17,606	4,590,392	\$237,671,381	\$231,069,537

In spite of the continuing economic slump in the mining industry, FY 1984 income from mining activities on Indian lands was modestly higher than that of FY 1983. However, revenues from oil and gas leasing were lower for the same fiscal year, causing the decrease in total mineral income from FY 1983 to FY 1984.

The average income of \$50 per acre in FY 1984 is high in comparison to income from other resources. In addition to revenues from oil, gas and mining operations, economic benefits would also come from increased employment, higher wages and Indian participation in providing goods and services to the project operation. Income and other benefits are expected to increase as further development occurs. The bureau will actively and aggressively pursue mineral development on Indian lands, with emphasis on commodities which are presently in demand, such as precious metals, strategic/critical minerals and mineral commodities for which locally a market exists or can be developed, e.g., industrial minerals.

Mineral development will result in financial independence for some tribes and individual tribal members. For others, it will provide a substantial contribution to their economic needs.

Central Office Operations (\$663,000; FTE 13): In order to administer this extensive program, the bureau has Central Office personnel located in Washington, D.C. and Lakewood, Colorado, with other staff located in area and agency offices. These employees are geologists, geophysicists, petroleum and mining engineers who organize minerals information and coordinate with tribes, the Minerals Management Service, the Bureau of Mines, Geological Survey, Bureau of Land Management and private industry. The staff perform economic analyses of leases and other types of development agreements, and prepare and conduct competitive bid lease sales.

The Division of Energy and Minerals provides staff assistance and technical advice in the coordination of bureau-wide Indian energy and mineral resource policies, standards, goals and objectives and the management of Indian energy and mineral resources. The Division staff recommend procedures for application by area and agency offices in activities pertaining to: (1) the conservation, leasing and development of mineral resources on Indian lands; (2) provision of technical advice to bureau management on mineral related issues; (3) review of mineral accounting procedures and supervision of the mineral assessment program. The staff also monitor all contracts, production programs in oil and gas, and provide economic analysis reports related to coal, oil, gas, uranium, copper, molybdenum, tungsten, and other mineral resources.

This Division is responsible for direct assistance to field offices in the negotiation of agreements and monitoring compliance with terms of the agreements, as well as providing liaison with the Bureau of Mines, the U.S. Geological Survey, the Minerals Management Service, the Bureau of Land Management, and the Office of Surface Mining. Over the past three years, directives from Congressional hearings, recommendations in the Inspector General's investigation on royalty management within the Bureau, and recommendations in the Linowes Commission reports have imposed added responsibilities on the Bureau. These added responsibilities have increased the bureau's workload in order to meet bureau obligations and respond to directives to improve oil and gas lease management and royalty distribution.

Field Operations (\$7,078,000; FTE 0):

Mineral Assessments (\$5,400,000; FTE 0): This program began in FY 1975 and consists primarily of work performed under interagency agreements with the Bureau of Mines and the U.S. Geological Survey. The general structure of the program under the interagency agreements consists of three phases:

Phase I is a literature search to collect available data specific to a reservation for compilation into a single information volume.

Phase II programs are undertaken if favorable conditions for significant mineral development have been identified on a reservation, but require additional on-site data collection for validation and assessment. This new data is acquired by application of modern exploration techniques, as required, such as geological mapping, geochemical analysis, assays, geophysical studies, drilling, exploratory excavations or other techniques.

Phase III studies apply still more sophisticated procedures to quantify the economically valuable resource, establish value of the resource in place, determine the viability of economic production, perform market and economic analysis and possibly provide operational and design recommendations.

Phase II and Phase III Level programs are performed, if warranted, on those reservations where tribes request this level of mineral assessment for use in orderly development of tribal mineral resources.

The mineral assessment program in many ways can be compared to mineral exploration done by private industry. A statistical study conducted for the years 1980 through 1982, completed in November 1984, has revealed that ninety-eight United States and Canadian companies represented an estimated 72-82% of all exploration activity in the United States, excluding coal and hydrocarbons. These companies collectively spent approximately \$338,579,000 on 13,565,429 acres, at a cost of \$24.96 per acre. In comparison, the average cost of the bureau's mineral assessment program, which includes all types of minerals, was less than \$.50 per acre.

From the bureau studies, it is believed that sufficient detail will be available in certain areas to allow individual tribes to be adequately aware of what minerals occur on their lands, and the associated benefits and problems of development. As a result of these studies, the following estimated resources have been delineated: (a) 32,241 million tons of coal, (b) 1,353 million tons of lignite, (c) 6,442 million tons of zeolites, (d) 9.5 million pounds of uranium, (e) 712 million tons of bentonite, (f) 1,252 million pounds of copper, (g) 44,500 ounces of gold, (h) 1,440 million pounds of molybdenum, and (i) 1,842 million tons of phosphate. These mineral resources are estimated to have an in-place value of over \$747,850 million.

The Energy and Mineral Resources Division is able to perform complex computer program economic evaluations on existing and proposed mineral leases, profit sharing agreements, and other types of contracts. The purpose of this assistance is to provide tribes with a higher level of economic information concerning mineral agreements, to enhance their development negotiating position. The work consists of computer-generated discounted cash flow returns on investment, and analyses of the economics of mineral recovery operations. Results will be tables and graphs which display the changes in financial benefits due to changes in economic variables. The Division also provides selected information on current oil and gas activity. This work consists of data compilation on oil and gas drilling activities, well completions, identification of lessees, and the generation of maps to portray the current oil and gas activities on or near Indian lands. Summary reports are prepared at the request of the tribes. Information contained in the reports is not made public without the tribe's written permission.

It takes from five to ten years of exploratory and development work prior to commencement of commercial mineral production. Considering the present market conditions in the mineral industry, mineral assessment work should be done now, so that tribes can be ready for development, if they so choose, as soon as market conditions improve.

The result of this approach might allow the tribes to increase their return by taking advantage of that part of the time cycle during which market conditions are most favorable. For example, the Pine Ridge, Hualapai, Colville, San Carlos, Walker River and Laguna tribes are actively being approached by mining companies. This mineral industry interest can be attributed to the availability of geologic information generated by bureau mineral assessment programs. In addition, data from the assessment programs enhances negotiations of mineral agreements, so that tribes can negotiate from a point of knowledge about their mineral resources.

One of the primary reasons for selecting the U.S. Geological Survey and Bureau of Mines to take the lead in performing this mineral assessment work is that these organizations are composed of highly trained geologists and engineers whose work is of professional quality. The bureau's ability to coordinate, assist and inspect the activities of these agencies in all phases of mineral

resource development was greatly enhanced by the establishment of the Energy and Mineral Resources Office in Lakewood, Colorado. For fiscal years 1987 and 1988, funding distribution for mineral assessments and related special projects is estimated as follows:

	<u>FY 87</u>	<u>Estimated FY 88</u>
Bureau of Mines	\$1,430,800 ¶	\$1,118,000 ¶
U.S. Geological Survey	3,538,000 ¶¶	3,548,000 ¶¶
Tribal Projects	<u>432,000</u>	<u>734,000</u>
Total	\$5,400,000	\$5,400,000

¶ Includes \$60,000 for Mineral Economic Analyses to be completed on the Bureau of Mines' Minerals Availability System (MAS).

¶¶ Includes \$60,000 for Petroleum Information Service, Inc.

The following Mineral Assessment Projects are proposed to be undertaken in FY 1987:

Phase II	In Progress:	<u>Reservation</u>	<u>Amount</u>
		Fort Hall	\$ 315,000
		Hualapai	774,500
		San Carlos	926,900
		Ute Mountain Ute	313,750
		Annette Island	275,300
		Standing Rock	282,300
		Southern Ute	313,750
		■ Southern California	116,000
		- La Jolla Mission	
		- Pala Mission	
		- Pauma Mission	
		- San Pasqual Mission	
		- Manzanita Mission	
	 New Projects -		
		■ Puget Sound	30,000
		■ Coeur d'Alene	175,000
		■ Fort Yuma	140,000
		Precious Metals	276,500
		- (includes reservations in Utah, Nevada, Arizona, Idaho and California)	
Phase III	In Progress	■ Acoma	158,000
		■ Laguna	426,500
		■ Colorado River	123,600
		■ Duck Valley	77,500
	 New Project-	■ Flathead	<u>123,400</u>
			 \$4,848,000

■ Mineral Assessment Projects performed by Bureau of Mines.

The following Mineral Assessment Projects are proposed to be undertaken in FY 1988:

		<u>Reservation</u>	<u>Amount</u>
Phase II	In Progress:	* Southern California:	\$ 120,000
		- La Jolla Mission	
		- Pala Mission	
		- Pauma Mission	
		- Pechanga Mission	
		- San Pasqual Mission	
		- Manzanita Mission	
		Standing Rock	200,000
		Annette Island	613,000
		Hualapai	500,000
		Southern Ute	300,000
		Ute Mountain Ute	300,000
		Fort Hall	150,000
		San Carlos	200,000
		Precious Metals:	750,000
		- Includes reservations	
		in Nevada, Idaho, Utah	
		California and Arizona	
	New Projects -	Pine Ridge	475,000
Phase III	In Progress:	* Acoma	150,000
		* Colorado River	113,000
		* Laguna	400,000
		* Puget Sound	75,000
		* Flathead	50,000
		* Coeur d'Alene	150,000

* Mineral Assessment Projects performed by Bureau of Mines.

Special Projects (\$1,210,000; FTE 0): These funds will be used to support a major Integrated Records Management System (IRMS) effort being undertaken to address three critical problem areas. One of these is the oil and gas royalty management/payment difficulties that have continuously plagued the bureau and the Department. The main priority of this effort is to deal with subsurface leases and the problems associated with managing oil and gas revenues. An implementation plan was signed by the Assistant Secretary-Indian Affairs on April 22, 1986, and is being managed by the Deputy to the Assistant Secretary (Trust & Economic Development). The project involves Trust and Economic Development staff, personnel of the Office of Administration and Data Systems, all Area Offices, and the Departmental oil and gas steering committee. Actions proposed include: (1) training in computer and software requirements; (2) hardware/software development; (3) data development/input and maintenance and administrative support. Problems to be addressed include not only oil and gas lease royalty payments, but also the basic records required for all leases and related payments. Discrete elements of the overall system can be brought up and start producing benefits before the total system is completed.

Linowes Positions (\$468,000; FTE 16): This line item identifies specifically the funding for positions established as a result of recommendations of the Linowes Commission on improving royalty, energy and minerals management. This program provides minimum funding for the 16 positions provided which have been funded from available bureau funds since 1984. The FTE for these positions are part of the central office, area office and tribe/agency staff resources shown throughout this justification.

Workload Data:

Table 1 following this narrative displays the funding of the various phases of the Mineral Assessment Program throughout its history.

TABLE 1
MINERAL ASSESSMENT PROGRAM FUNDING
(\$000)

<u>Bur. of Mines</u>	<u>1977</u>	<u>1978</u>	<u>1979</u>	<u>1980</u>	<u>1981</u>	<u>1982</u>	<u>1983</u>	<u>1984</u>	<u>1985</u>	<u>1986</u>	<u>1987*</u>	<u>1988*</u>
Phase I	93	180	113	345	500	123	0	0	0	0	0	0
Phase II	280	490	585	648	501	323	246	321	329	194	116	120
Phase III	<u>0</u>	<u>425</u>	<u>250</u>	<u>64</u>	<u>545</u>	<u>1,095</u>	<u>1,218</u>	<u>469</u>	<u>1,151</u>	<u>1,343</u>	<u>1,254</u>	<u>938</u>
Subtotal	373	1,095	948	1,057	1,546	1,541	1,464	790	1,480	1,537	1,370	1,058
 <u>US Geological Survey</u>												
Phase I	93	180	112	345	500	125	0	0	0	0	0	0
Phase II	280	1,616	3,196	3,845	2,800	3,125	2,976	2,380	4,060	3,706	3,478	3,488
Phase III	<u>0</u>	<u>0</u>	<u>0</u>	<u>0</u>	<u>0</u>	<u>0</u>	<u>0</u>	<u>129</u>	<u>35</u>	<u>200</u>	<u>0</u>	<u>0</u>
Subtotal	373	1,796	3,308	4,190	3,300	3,250	2,976	2,509	4,095	3,906	3,478	3,488
TOTAL BOM Projects	373	1,095	948	1,057	1,546	1,541	1,464	790	1,480	1,537	1,370	1,058
" USGS Projects	<u>373</u>	<u>1,796</u>	<u>3,308</u>	<u>4,190</u>	<u>3,300</u>	<u>3,250</u>	<u>2,976</u>	<u>2,509</u>	<u>4,095</u>	<u>3,906</u>	<u>3,478</u>	<u>3,488</u>
GRAND TOTAL	<u>746</u>	<u>2,891</u>	<u>4,256</u>	<u>5,247</u>	<u>4,846</u>	<u>4,791</u>	<u>4,440</u>	<u>3,299</u>	<u>5,575</u>	<u>5,443</u>	<u>4,848</u>	<u>4,546</u>

* Proposed distribution

b. Irrigation Operation and Maintenance

Authorization: Authority for the operation and maintenance of existing irrigation systems is specifically covered in the Snyder Act (25 U.S.C. 13). Other laws (25 U.S.C. 385) authorize the Secretary to charge and collect for those services. Additional legislation (34 Stat. 1024; 39 Stat. 142 and 68 Stat. 1026) relates to the collection of charges on specific projects. The general regulations for administration of these services appear in 25 CFR Part 171.

Objective: To financially assist Indian landowners, through supplementing water user collections, in order to conserve water and to properly operate and maintain the irrigation water delivery systems on 71 Indian irrigation projects in a safe, economical, beneficial, and equitable manner.

Base Program (\$7,587,000; FTE 17): The Irrigation & Power O&M program provides funds to pay the operation and maintenance assessment for those Indians who are financially unable to pay their assessments and where the United States is required to provide these services at no cost to the Indian users. Paying these assessments assures adequate and proper operation and maintenance service for all users, including Indians and non-Indians, who have paid their assessments. (Non-Indian users of the Indian irrigation systems pay the full assessment in advance, as do Indians who are able to pay the full assessment). Adequate funds are essential to properly maintain the delivery system for all users, to avoid costly crop failures for Indians and non-Indians, and to avoid unnecessary major rehabilitation costs to the Government.

Collections are deposited in the Operation and Maintenance Receipt Account and are available for operating and maintaining the respective projects pursuant to the provisions of the Act of August 7, 1946 (60 Stat. 895). These collections include payments by Indian and non-Indian water users, and payments made on behalf of Indian water users who are financially unable to pay their assessments for current annual operation and maintenance. Collections from Indian water users for prior year assessments which have previously been paid from reimbursable appropriated funds are deposited directly into the Treasury, to the Miscellaneous Receipts Account, as a repayment of reimbursable indebtedness. Where non-Indians receive water services from Indian irrigation systems, they are required to pay the full per acre cost.

Indian irrigation systems and projects fall into the following categories:

- (1) Projects where the repayment capabilities of the land will permit land-owners and water users as a whole to pay the full annual cost of the operation and maintenance of the system. The lands have characteristics to produce crops under sustained irrigation. Assessment rates on these projects are fixed to return the full operation and maintenance costs. Any unpaid assessment becomes a lien against the land for which the assessment is paid.

No funds are requested for payment of assessments under this category pursuant to Congressional directive; however, in the past, such funds were used, when necessary, to pay into the Collection Account that part of the uncollectible current annual per acre assessment against Indian-owned lands. Funds so paid into the Collection Account to cover such unpaid assessments become reimbursable debts due the United States.

Projects where the repayment capabilities of the land will not permit payment of the full annual operation and maintenance costs. Assessment rates for Indian water users on these projects are based on the ability of the Indian to pay and do not cover the full cost of operation and maintenance. All or any part of any unpaid assessment becomes a lien against the land for which such assessment is not paid.

Funds requested for payment of costs under this category will be used when necessary to pay into the Collection Account that part of the annual operation and maintenance cost on Indian-owned lands in excess of the annual assessment and any part of the uncollectable annual per acre assessment against Indian owned lands. Funds so paid into the Collection Account to cover these costs become reimbursable debts due the U.S. when used to pay all or any part of the annual costs included in the assessment rate. Costs in excess of the assessment rate are non-reimbursable.

- (3) Irrigated areas, such as subsistence garden tracts and tracts of a few acres which do not represent economical units, but provide Indian land-owners with a means of supplementing their livelihood. Because of the low income of the Indian landowners and water users on these irrigated areas and tracts, it is not feasible from an economic standpoint to assess these lands. Accordingly, the operation and maintenance costs are non-reimbursable and do not become a lien against the lands benefitted.

Funds requested for payment of costs under this category will be used, when necessary, to pay into the Collection Account the total cost for operation and maintenance of these subsistence garden tracts and irrigated areas, or if no Collection Account has been established, and it is not desirable or proper to establish such an account, the funds will be expended, when necessary, directly from the appropriation account.

- (4) Irrigation systems and reservoirs serving Indian-owned lands located within and operated by various private and public irrigation districts and water user associations. Assessments for operation and maintenance of the irrigation systems and reservoirs serving these Indian-owned lands are made by the irrigation district or water users association embracing and serving such Indian-owned lands.

Funds requested for payment of assessments under this category will be used when necessary to pay into the Collection Account (for payment to private and public irrigation districts and water users associations) operation and maintenance costs assessed for Indian-owned lands included within such irrigation districts and water users associations. Funds used for payment of assessments covering these costs are reimbursable and become debts due the U.S., except for those payments that are nonreimbursable by legislation.

- (5) Projects that are operated by the bureau at no cost to the Indian land-owners and water users, as provided for under legislation or court decree. Funds requested for payment of assessments under this category will be used, when necessary, to pay into the Collection Account appropriated funds for irrigation projects operated by the bureau at no cost to the Indian water users, as provided by legislation or court decree.

Following is a summary for the 1982 crop year, which is the latest data available, of irrigation project acreage and estimated value of crops grown:

<u>Land Ownership in Projects</u>	<u>Acreage</u>	<u>Gross Crop Value (\$ Millions)</u>
<u>Indian Owned Land</u>	<u>523,000</u>	<u>\$ 95.0</u>
Indian Farmed	(201,000)	(45.5)
Non-Indian Farmed	(245,000)	(49.5)
Idle	(77,000)	(-0-)
<u>Non-Indian Owned/Farmed</u>	<u>154,000</u>	<u>21.0</u>
Grand Total	677,000	\$ 116.0

The 71 Indian irrigation projects are distributed throughout the West as follows:

<u>BIA Area Office</u>	<u>No. of Projects</u>
Albuquerque	23
Billings	6
Navajo	1
Phoenix	29
Portland	7
Sacramento	5
	71

The Appropriation Act for FY 1984, P. L. 98-146, authorized the Secretary of the Interior to invest irrigation and power operation and maintenance collections. The initial investments were made on November 10, 1983. For the period November 10, 1983, to March 1986, the investment program produced \$3,235,259 of interest from irrigation project collections, and \$3,057,626 of interest from power project collections. For the period October 1, 1984, to September 30, 1985, interest of \$1,577,825 was realized in irrigation, and \$1,565,059 in power.

On March 31 and September 30 of each year, the interest earnings are apportioned to each participating project in direct proportion to the amount of investment by each project. A preliminary review of the more prominent projects indicates a fiscal impact of about 5 % of the total Irrigation Operation and Maintenance requirements of the projects.

The estimated cost breakdown by category for FY 1986 and FY 1987 appropriations is as follows (dollars in thousands):

<u>Category</u>	<u>No. of Projects</u>	<u>Estimate FY 1987</u>	<u>Estimate FY 1988</u>
(1)	9	\$ -0-	\$ -0-
(2)	8	279	279
(3)	43	1,038	1,038
(4)	5	317	317
(5)	5	2,950	2,950
(NIIP)	1	3,003	3,003
Total	71	\$ 7,587	\$ 7,587

Activity Summary

(\$ in 000)

Activity: Trust Responsibilities

Subactivity (program)	FY 1985 Actual (B.A.)	FY 1986 Approp. Enacted	FY 1986 Revised Estimate	FY 1987 Base	FY 1987 Estimate	Inc. (+) or Dec. (-) 1986 Est. over 1987 Base
Indian Rights Protection	17,938	20,550	20,329	19,565	19,290	-275
Real Estate & Financial Trust Services	27,665	23,301	28,326	28,713	31,160	+2,447
Trust Respons. Contract Support	---	797	797	Distrib.	---	---
TOTAL	45,603	49,648	49,452	48,278	50,450	+2,172

BIA-131

Justification of Program and Performance

Activity: Trust Responsibilities
 Subactivity: Indian Rights Protection

(Dollar amounts in thousands)

Program Elements		FY 1987 Pres. Budget As Amend.	FY 1988 Base	FY 1988 Estimate	Inc. (+) Dec. (-) From 1987	Inc. (+) Dec. (-) From Base
A. Environmental Quality	\$	561	561	1,981	+ 1,420	+ 1,420
	(FTE)	(3)	(3)	(8)	(+5)	(+5)
B. Indian Rights Protection	\$	16,847	16,847	16,497	- 350	- 350
	(FTE)	(21)	(21)	(21)	(--)	(--)
Total Requirements	\$	17,408	17,408	18,478	+ 1,070	+ 1,070
	(FTE)	(24)	(24)	(29)	(+5)	(+5)

A. Environmental Quality Services

		FY 1987 Pres. Budget As Amend.	FY 1988 Base	FY 1988 Estimate	Inc. (+) Dec. (-) From 1987	Inc. (+) Dec. (-) From Base
Area Offices:	\$	--	--	300	+ 300	+ 300
	(FTE)	(--)	(--)	(+5)	(+5)	(+5)
Central Office Operations:	\$	167	167	167	--	--
	(FTE)	(3)	(3)	(3)	(--)	(--)
Archeological Clr.	\$	394	394	394	--	--
	(FTE)	(--)	(--)	(--)	(--)	(--)
Hazardous Waste	\$	--	--	1,120	+ 1,120	+ 1,120
	(FTE)	(--)	(--)	(--)	(--)	(--)

Authorization: 42 U.S.C. 4321, et. seq. "The National Environmental Policy Act," January 1, 1970, which requires Federal agencies to consider environmental impacts of proposed Federal actions and issue environmental impact statements for actions significantly affecting the human environment prior to decisions to proceed. 16 U.S.C. 470 et. seq. and 16 U.S.C 470aa et. seq. "The National Historic Preservation Act" and "The Archeological Resources Protection Act" which establish national policy for the management, preservation and protection of cultural and archeological resources. "The Nuclear Waste Policy Act of 1982" required that the Secretary of the Interior to designate tribes "affected" by proposed siting of a nuclear waste repository.

Executive Order 12088, October 1978, "Federal Compliance with Pollution Control Standards," implemented by Departmental Manual 516 DM 4, requires all Bureaus to comply with Federal environmental pollution control laws, regulations and standards affecting air, water, noise, and those related to applicable provisions of other laws. These include the Clean Water Act (P.L. 92-500); Clean Air Act

(P.L. 84-159); Resource Conservation and Recovery Act; (P.L. 94-580); Comprehensive Environmental Response, Compensation and Liability Act, "Superfund" (P.L. 96-510); Endangered Species Act (P.L. 93-205); and Federal Environmental Pesticide Control Act (P.L. 92-516), as amended.

The Resource Conservation and Recovery Act of 1976 (RCRA), an amendment to the Solid Waste Disposal Act, requires federal agencies to regulate the management of hazardous waste on active and future generators. This also includes the transporters of hazardous waste as well as owners and operators of hazardous waste treatment, storage and disposal facilities. The comprehensive environmental response, compensation, cleanup and emergency response for hazardous substances released into the environment and requires federal agencies to clean up all inactive hazardous waste sites within their jurisdiction.

Objectives: The objectives of the Environmental Quality program are: (1) to ensure that proposed Bureau actions affecting the reservation environment comply with procedural and substantive requirements of the National Environmental Policy Act (NEPA); (2) to review and comment on other Federal agency NEPA documents for proposals that may have potential impacts on the Indian people and trust lands; (3) to comply with environmental protection laws in the areas of air, water, and noise pollution, safe drinking water, storage and disposal of nuclear, toxic and hazardous wastes and pesticide management on the Indian reservations; (4) to comply with the National Historic Preservation Act, the Archeological Resources Protection Act and the American Indian Religious Freedom Act to protect Indian archeological, historic and cultural resources and values on Indian trust lands; and (5) to comply with Executive Order 12088 and applicable Departmental policies and procedures in the prevention, control and abatement of environmental pollution in Federal facilities and activities under the control of the Bureau.

The RCRA (P.L. 94-580) requires the evaluation of all ongoing and proposed activities on Indian lands to determine if they are properly handling the disposal of solid waste; the containment, storage and disposal of hazardous waste products from industrial facilities; and the management of underground storage tanks. The evaluations cover a broad spectrum of programs including mineral resource, forestry, land and water resources, realty, engineering facilities, transportation, and economic enterprise development. The goal of this program area is to assure that present activities do not incur future liabilities associated with the improper handling of hazardous waste.

The Comprehensive Environmental Response, Compensation and Liability Act (CERCLA) (P.L. 96-510) requires identification, inventory, evaluation and cleanup of hazardous waste sites resulting from inactive operations on Indian lands. When a site is reported to contain a potential hazardous waste, a field evaluation is performed to determine the nature and extent of contamination, and when necessary, the most cost-effective means of cleanup. This program effort requires the inventory of over 53 million acres of land.

The National Environmental Policy Act, as well as the National Historic Preservation Act, Fish and Wildlife Coordination Act, and the Archeological Resources Protection Act, require the examination of proposed actions on Indian lands to determine if they may affect the quality of the human environment or resources which are protected by specific statutes. These activities include coal mining, oil and gas exploration, uranium mining, timber harvesting, and other surface disturbing activities. When the examination or assessment indicates a significant impact, then an environmental impact statement (EIS) will be prepared to insure that tribal and bureau officials are aware of impacts on the environment, the resources, tribal cultural heritage, and social welfare. These documents are planning tools to be used as an aid in the decision-making process.

Base Program (\$561,000; FTE 3):

Central Office Operations (\$167,000; FTE 3): Staff at this level provide guidance, and assist in solving problems associated with preparation of Environmental Impact Statements; prepare and review Federal Register Notices; provide constant coordination in those cases involving joint leads with other Interior Agencies, to ensure that documents will meet the needs and requirements of each agency; review controversial Environmental Assessments (EA); gather documents which may affect Indian lands and forward them to the appropriate area office for review; and obtain comments from the field for final review and consolidation before forwarding the comments to the Agency that initiated the project. The staff is also responsible for determining which Indian tribes have "affected status," as set forth in the Nuclear Waste Policy Act. Those recommendations are forwarded to the Department of Energy and result in tribes receiving funding to study potential impacts from nuclear waste sites on their environment.

Central Office staff are also responsible for overall guidance of the Bureau's Archeology Program. This includes establishing procedures associated with archeological clearances and establishing an approach for compliance with the various archeological laws, while taking the complex issues of tribal ownership and trust lands status into account. All major policy, and coordination with other federal agencies, is generated at this level.

This staff is also responsible for establishing, managing and providing guidance for the Bureau's Hazardous Waste Program (HWP). The basic steps of the HWP are survey, testing, prioritizing and cleanup of sites. The HWP is a five-year management plan, of which Fiscal Year 1988 will be the third year of effort. The main objective during FY 1988 will be additional questionnaire-type surveys, and making arrangements for the cleanup of emergency sites.

The Central Office staff is responsible for the development of the Bureau's hazardous materials program. This is a multifaceted program that addresses hazardous waste contamination on inactive sites as well as ongoing operations associated with mineral resource extraction, forestry, land and water resources, irrigation, pesticide and rodent control, transportation construction, fire suppression, realty (taking land into trust), and economic development on reservation land. The program includes a systematic inventory of 53 million acres of trust land for contaminated hazardous waste sites, planned and emergency cleanup activities, review of the bureau program activities and revision and/or preparation of new guidelines to assure that bureau-wide activities reduce or eliminate future hazardous waste liabilities. Bureau-wide policies will address the overall short and long term goals of the program to protect Indian people and their land.

Area Office staff are primarily responsible for coordinating the preparation of EIS's and for reviewing documents prepared by third party contractors. They are also responsible for scheduling public hearings and gathering and responding to public comments on the EIS documents. The area offices prepare most of the major EA's required under their jurisdiction and provide guidance to the tribe/agency level in the preparation of less controversial EA's. They also prepare permits and give necessary guidance for the completion of day-to-day archeological activities. In addition, clearances are reviewed and processed. Actual field work is performed to ensure compliance with archeological laws and protection of sites to the maximum extent possible. Emergency site discovery situations are also handled at this level.

In addition, area office staff are responsible for gathering information and doing questionnaire surveys of hazardous waste sites. There are occasions when

area office personnel do actual sampling for tests and will act as on-site coordinators during cleanup situations. They are responsible for the contracting associated with testing and cleanup of the sites.

Workload Data: Environmental Impact Statements (EIS) which are required of the Bureau are usually prepared by consulting firms and cost approximately \$300,000 each. Funding for impact statements is not included in this request since they are normally funded by the project applicant or by the program responsible for management of the resources proposed for development.

Not all environmental work is accomplished by staff in this program. Efforts by staff of other programs (minerals, forestry, real estate, etc.) are required in environmental examinations and reviews. Funds for those activities are provided by those programs. In addition, there are major environmental assessments or impact statements which must be contracted. Funding is usually provided by the program involved.

	<u>FY 1985</u>	<u>FY 1986</u>	<u>FY 1987</u>	<u>FY 1988</u>
Environmental Examinations	65,000	67,500	67,500	70,000
" Assessments	800	825	825	900
" Impact Statement	6	4	4	4
" Reviews	1,700	1,700	1,700	1,500

The Bureau encourages tribes to carry out environmental programs on their respective reservations with assistance from the Bureau, the Environmental Protection Agency and cooperating states.

Archeological Clearance (\$394,000; FTE 0): The Archeological Program is designed to manage the examination of areas on trust and federal lands being considered for construction or modification, for the presence of significant historic, archeological or cultural sites and features. If any of these features are found, measures are outlined to preserve, maintain or salvage the resources involved. The tribes are consulted during this process. Legislation and regulatory solutions to problems inherent in historic preservation on Indian lands are also being studied.

Increase/decrease from FY 1988 Base:

(Dollars in Thousands)

<u>Program Elements</u>		<u>FY 1988</u> <u>Base</u>	<u>FY 1988</u> <u>Estimate</u>	<u>Difference</u>
Area & Central Offices	\$ (FTE)	-- (--)	300 (+5)	+ 300 (+5)
Hazardous Waste	\$ (FTE)	-- (--)	1,120 (--)	+ 1,120 (--)

Area and Central Offices (+\$300,000; FTE 5): The Bureau currently services its 12 area offices with Environmental Specialists who are located at 3 of the area offices. In addition, 6 of the 12 area offices have no Archeologists. This funding will be used to fill a combination of five Environmental and Archeological positions in order to achieve a minimal staff at the area office level. The plans call for (1) an Archeologist at Muskogee to cover both the Anadarko and Muskogee areas; (2) an Archeologist at Aberdeen to cover the Aberdeen and Minneapolis areas and (3) an Archeologist will be placed in the Central Office to coordinate the program nationwide and to ensure that tribal and Bureau concerns are reflected

in regulations and procedures developed by the Advisory Council on Historic Preservation and the Department. This request for increased funding is to provide minimal staffing needs to adequately implement the Environmental Quality Services program nation-wide. Environmental specialists will also be placed at the Minneapolis and Sacramento areas to help compliance for projects in those areas.

Hazardous Waste (+\$1,120,000; FTE 0): During FY 1988, the requested funds will be used to perform remedial investigations and feasibility studies on three sites that will require cleanup during FY 1989. Four other sites that were found to contain hazardous waste during FY 1986 will be intensely evaluated to determine the nature and extent of contamination. Fourteen new sites, resulting from inventory efforts planned for FY 1987 will be evaluated to determine if they are hazardous waste sites. Additionally, Bureau programs will be reviewed to assure that all activities have guidelines that address the management of hazardous material so that future liability is reduced or eliminated. Systematic inventory will continue on Indian lands for hazardous waste sites.

B. Indian Rights Protection

		FY 87 Pres. Budget <u>As Amend.</u>	FY 1988 <u>Base</u>	FY 1988 <u>Estimate</u>	Inç.(+) Dec. (-) <u>From 1987</u>	Inc.(+) Dec.(-) <u>From Base</u>
Central Office Operations:	\$ (FTE)	549 (9)	549 (9)	549 (9)	-- (--)	-- (--)
Area Office Operations:	\$ (FTE)	463 (12)	463 (12)	463 (12)	-- (--)	-- (--)
<u>Field Operations</u>						
ANILCA Programs	\$ (FTE)	672 (--)	672 (--)	672 (--)	-- (--)	-- (--)
Litigation Support	\$ (FTE)	1,180 (--)	1,180 (--)	1,180 (--)	-- (--)	-- (--)
Water Rights Negotiation/ Litigation	\$ (FTE)	10,353 (--)	10,353 (--)	10,353 (--)	-- (--)	-- (--)
Attorney Fees	\$ (FTE)	1,500 (--)	1,500 (--)	1,150 (--)	- 350 (--)	- 350 (--)
Unresolved Rights Issues	\$ (FTE)	1,470 (--)	1,470 (--)	1,470 (--)	-- (--)	-- (--)
Hunting & Fishing Rights	\$ (FTE)	660 (--)	660 (--)	660 (--)	-- (--)	-- (--)

Authorization: 28 U.S.C. 2415 (Statute of Limitations) provides that the United States initiate claims for money damages in behalf of a recognized tribe, band or group of American Indians. This section also allows for similar actions for, or in behalf of, an individual whose land is held in trust or restricted status.

The Indian Claims Limitation Act of 1982, (P.L. 97-394) was included in the Bureau of Indian Affairs' Administrative Provisions of the Appropriation Act for FY 1983. The Act extended the deadline for resolving claims.

The Alaska National Interest Lands Conservation Act (ANILCA) (P.L. 96-487) provides for subsistence protection for Alaska Natives, conveyance of title to Alaska Native allotment applicants, and economic development grants to Native groups.

The Alaska Native Claims Settlement Act (ANCSA), P.L. 92-203, provides for the investigation and certification of cemetery and historical sites and their transfer to Native Regional Corporations.

Other authorizations include the Old Age Assistance Claims Settlement Act (P.L. 98-500) and the White Earth Land Settlement Act (P.L. 99-264).

Objective: To protect those rights which the United States guaranteed the various federally-recognized Indian tribes through treaty, statute or Executive order, and to preserve the resources upon which the exercise and benefits of the rights depend. To provide for tribes the financial ability to become involved through legal or legislative advocacy; to address all unresolved issues, i.e., trespass, water rights, fishing and hunting rights, tribal sovereignty; and to bring potentially contesting parties together on a broad scale to consider Indian rights issues and seek areas of common interests and goals.

Base Program (\$16,847,000; FTE 21): In performing its fiduciary responsibilities, the Bureau of Indian Affairs, as the Federal agency with primary responsibility, must meet whatever challenges may occur and initiate action necessary for the protection of those rights. Many of the cases filed to date will be active, requiring research and evidence gathering efforts. Unresolved Indian Rights issues will continually be identified and resolved, and evidence will be gathered for Statute of Limitations active claims for many years to come until the claims are resolved.

Within the Federal Government, in addition to the Bureau of Indian Affairs, both the Department of the Interior Solicitor and the Department of Justice have key roles in rights protection. The Department of Justice usually represents the Indian interest in cases under adjudication. The Interior Solicitor provides legal advice to the Bureau and to tribes concerning rights issues and prepares litigation reports for consideration by the Department of Justice. If the Federal Government were to withdraw from requesting funds for and supporting Indian tribes in rights protection efforts, few tribes would be able to afford the extremely high costs of litigation or negotiation. Consequently, land, water, and other resources belonging to a tribe would often be diverted to non-Indian use. However, court rulings sometimes require the Federal Government to provide the protection needed due to treaty or statutory requirements.

It is the duty of the Federal Government, by virtue of its fiduciary responsibility, to ensure that Indian rights are not abrogated, lost, or infringed upon. A majority of the tribes are not financially able to undertake the programs necessary to protect their rights and resources. As pressures mount on scarce resources, especially water, program efforts must assure that Indian rights are effectively protected.

Central Office Staff Operations (\$549,000; FTE 9): This element provides the Bureau of Indian Affairs professional, technical and managerial personnel to administer rights protection activities at the national level, to undertake policy initiatives, to initiate and review legislation, to make allocation determina-

tions for centrally controlled rights protection funds and to issue and monitor contracts for rights protection research on a multi-regional or national basis.

Area Office Operations (\$463,000; FTE 12): The rights protection activity provides the Bureau of Indian Affairs with problem-solving staff and technical support services at the regional level for the protection of the multi-billion dollar estate which the United States administers on behalf of the Nation's Indian tribes. This includes support to meet challenges to tribal rights and interests that are protected by treaty, statute, or Executive order, as well as the initiation of those actions required of a prudent trustee to clarify the nature of, and to ensure the continued viability of, those rights. Where negotiated agreements are not possible, this activity provides the historical, technical, scientific, and other professional expertise necessary for the Government to litigate challenges to Indian rights which the United States has guaranteed through treaty or statute.

Field Operations (\$15,835,000; FTE 0): The major costs for services required in the protection of Indian rights are funded in the subactivities listed below; i.e., Litigation Support, Attorney Fees, Unresolved Indian Rights Issues, Hunting and Fishing Rights, and Water Rights. Those subactivities are programmed at the Central Office, based on information provided by the tribes and agency and area offices. The funds are used to support rights protection activities, on a priority basis, considering the relative importance and urgency of the controversy being negotiated, litigated, researched, etc.

Water Rights Negotiation/Litigation (\$10,353,000; FTE 0): This line item serves to facilitate the collection of evidence/data necessary to protect the reserved water rights of Indian tribes and their members. The use of the funds in this manner is the most effective method by which to support Indian water claims, whether they are in negotiation or litigation.

A plan to review Indian water claims was completed in 1980 in response to the growing number of conflicts involving Indian Water Claims. The plan defined fixed criteria to analyze and evaluate technical data used in the identification and documentation of potential tribal water resources. Under the plan, determinations are made concerning the extent of data necessary to support a tribal water claim, whether through negotiation or litigation, should negotiation prove unsuccessful.

This activity provides the data/evidence gathering capability required by the United States, acting as trustee on behalf of Indian tribes, to successfully litigate or support a tribal water claim when settlement options are being explored. In either case, all baseline data/evidence will have to be collected. This data/evidence includes complete historical, hydrologic, engineering, soil classification, and economic identification of both present and future water needs of a tribe.

Funding allocations are made on a priority basis with those in active litigation and/or negotiation receiving first priority. Amounts identified and expended in each case vary, based on the data/evidentiary needs identified by the Department of Justice, Interior Department Solicitors, Bureau staff, and the affected Indian tribe. All work performed under this activity is done through the federal procurement process and all data/evidence is made available to the subject tribe. The Secretary has placed a high priority on the resolution of federally reserved water rights, including Indian reserved water rights. It is the policy of the Administration and this Department to encourage Indian tribes to negotiate settlement of their water claims. In furtherance of this policy, funds from this activity may also be used to fund direct tribal participation in the preparation of

the tribal water claim process. A key element of this tribal involvement is tribal review of contract proposals and the scope of studies proposed, as well as assistance in contractor selection. This will allow tribes to monitor work as it is being conducted and to suggest modifications of the studies as they feel necessary. Moreover, the information and data which is collected in the preparation of a tribal water claims package is made available to the tribe so that the tribe may make an informed decision about their water rights claims and to intervene in the adjudication should they choose to do so.

There are presently over 60 pending general stream adjudications in which Indian water rights are being quantified, most of which involve more than one tribe. Virtually all negotiations of Indian water rights are occurring in the context of either pending or threatened litigation. Any failure of negotiations means the Federal Government will be required to litigate the federally reserved water rights of the Indian tribes. Thus, studies now being prepared for negotiations are also being prepared in anticipation of litigation and will be used for litigation if negotiations fail.

In FY 1988, it is anticipated that 25-30 cases will either be involved in active litigation or negotiation. Inadequate collection of the necessary data/evidence required by each case area will increase the risk of loss of Indian reserved water rights and could place the United States in a position of possible liability for failure to adequately perform the fiduciary duties as trustee of Indian trust resources.

Other Litigation Support (\$1,180,000; FTE 0): This activity provides the information and evidence-gathering capability required by the United States to successfully defend the Government's position in litigation involving Indian rights issues. In some instances, the United States is suing in actions brought on its own behalf or on behalf of the Indian tribes. In other cases, the United States is a named defendant in actions brought by third parties; and in others, it is a named defendant in actions brought against the United States by Indian tribes.

Litigation support is also provided to the tribes in cases where they are separately represented because other interests of the United States conflict with those of the affected tribe. In such cases, a trust relationship or fiduciary obligation still exists. Much of the activity conducted in support of litigation is actually directed towards negotiated settlement of lawsuits. Cases include: (1) trespass; (2) title questions, such as property line disputes; (3) rights-of-way; (4) allotment claims; (5) mineral entry; (5) pollution issues; and (6) activities which have harmed or could harm the health and safety of the reservation population.

Cases are addressed on a priority basis, with those either in court, or due to be in court within a short period of time, receiving first consideration. Amounts expended for each case vary based upon the actions involved, or data data needed.

Attorneys Fees (\$1,500,000; FTE 0): Decisions of the Comptroller General and Court of Appeals for the 10th Circuit have ruled that it is appropriate to expend federally appropriated funds to enable a tribe to retain independent counsel in situations in which the United States cannot represent the tribes as contemplated by 25 U.S.C. 175, or where separate representation is required due to inherent conflicts of interest because the United States is representing its own proprietary interests, or because several tribes with conflicting interests are involved in the same case.

Regulations (25 CFR 89) that govern the expenditure of appropriated funds for the fees of private attorneys representing tribes in cases being litigated, or where the tribe is initiating litigation, have been revised for clarity and specificity. Also, guidelines and procedures are being issued to assist tribes and bureau staff in processing these requests. The existing policy guidelines determining priority classification of eligibility for attorney fee funding are as follows:

- (a) The Bureau's first priority funding of a tribe's attorney fees will be applied in cases where a tribe is sued directly and must defend its immunity from suit, as well as on the merits, and the Attorney General declines to defend the tribe.
- (b) In the event that the United States is sued and a tribe's (or tribes') rights and interests (e.g., Winters right) are challenged by the action and, in addition, other identified interests of the United States (BuRec, BLM, etc.) or the rights and interests of another tribe conflict with those of the affected tribe, such facts will constitute the Bureau's second-priority funding of a tribe's (or tribes') attorney fees.
- (c) In the event that the actions (or inactions) of another party detrimentally affect the rights and interests of a tribe, and the Attorney General declines to bring suit to enjoin such action, thus forcing the affected tribe to bring suit to protect its rights and interests, such facts will constitute the Bureau's third-priority funding of a tribe's attorney fees. All attorney fee requests are reviewed by the Attorney Fee Review Committee, consisting of the Deputy to the Assistant Secretary-Indian Affairs (Trust & Economic Development); and the Associate Solicitor-Indian Affairs. Fee payments recommended by the Committee are reviewed and approved by the Assistant Secretary-Indian Affairs and the Solicitor.

Unresolved Indian Rights Issues/Statute of Limitations (\$1,470,000; FTE 0):
The Unresolved Indian Rights Issues activity provides for research that is requisite to the identification and resolution of issues necessary for the protection and preservation of Indian rights associated primarily with natural resources. The Statute of Limitations (28 U.S.C. 2415) activity originally concentrated on the identification, research and filing of claims for money damages against third party actions taking place prior to 1966. Until the amendatory Indian Claims Limitation Act of 1982, the filing of such claims was governed by a time limit after which the United States was forever barred from pursuing resolution of the same through litigation. On December 30, 1982, Congress extended the Statute of Limitations until the Secretary had defined the universe of all damage claims arising before July 18, 1966. With the publication of two lists in the Federal Register, in compliance with the 1982 act, a universe of approximately 36,000 claims cases has been established, and the United States is now barred from filing suit on any claim not appearing therein. With respect to those claims appearing on either of these lists, the Statute of Limitations is now indefinitely extended until such time as the United States files litigation, formally rejects the claims for litigation or legislative resolution, or submits legislation to the Congress to resolve such claims. A considerable amount of research remains to be completed on the approximately 6,000 claims appearing on the second list, said claims having been submitted by tribes since the publication of the first list on March 31, 1983. As of mid-FY 1986, it is estimated that 785 of these claims have been resolved and that 1,354 are to be submitted for formal rejection.

These numbers will continue to increase during FY's 1987 and 1988. With respect to damage claims arising after July 18, 1966, the United States may recover only those damages accruing during the six years and ninety days previous to the date on which suit is filed. The work now centers on the resolution of all Statute of Limitations claims, including viable post-1966 claims that the bureau continues to identify.

This joint activity is designed to protect Indian rights and to avoid government liability for failure to discharge the fiduciary responsibilities of the United States. Information generated by the activity is used primarily to seek and obtain negotiated settlements or other administrative remedy. Failing these, it can be used to support the initiation of litigation and for legislative resolution. The issues addressed include, but are not limited to, those involving title to land, trespass, water rights, mineral entry, renewable problems of pollution, and activities which endanger reservation persons or property.

Hunting and Fishing Rights (\$660,000; FTE 0): This activity supports tribes engaged in or anticipating litigation to define the scope of their hunting and fishing rights. This includes participating in negotiations with other co-management interests in lieu of further litigation, and initial implementation of court orders/decisions. Courts maintain continuing jurisdiction over natural resource management related to Indian hunting and fishing rights. Direction received from the courts, or settlements negotiated with other co-management entities provide the basis for determining the nature and extent to which Indian hunting and fishing rights may be exercised in the context of overall resource allocation and conservation.

Tribes prepare for and participate in litigation and negotiation proceedings directly, or through inter-tribal coordinating bodies (e.g., Northwest Indian Fish Commission, Columbia River Inter-Tribal Fisheries Commission, Great Lakes Indian Fish and Wildlife Commission, and Chippewa-Ottawa Treaty Fishery Management Authority). The United States and the Indian tribes must have all of the information necessary to determine the extent to which treaty hunting and fishing rights may be asserted or exercised, including stock recruitment data, population abundance information and data allowing for the establishment of total allowable catch levels. Such information provides a basis for management by tribes, in demonstrating to the satisfaction of the states and the courts that the tribes have the capacity to regulate their members' exercise of treaty hunting and fishing rights in a manner which assures appropriate conservation and utilization of the resources for the benefit of all concerned.

Tribes and inter-tribal bodies require programs in the areas of fish and wildlife management, regulation setting, conservation enforcement, and tribal court systems. Failure to develop an effective tribal co-management capability could lead to increased state control and diminution of Indian hunting and fishing rights. Once these situations go beyond the litigation or negotiation phase, funds are transferred to the Wildlife and Parks account for implementation of the decisions made or agreements reached.

Alaska Lands Act (\$672,000; FTE 0): This funding provides for implementation of those activities authorized by P.L. 96-487, the Alaska National Interest Lands Conservation Act (ANILCA).

- a. ANILCA Programs (\$672,000; FTE 0): This portion of the ANILCA program provides for limited coordination/consultation with land managing agencies and the state on subsistence preference for Alaska Natives, and administration of programs affecting the acquisition of Native allotments.

Provisions of subsistence are monitored to assure the preservation of rights, resources, immunities, priorities and prerogatives to which the United States has committed itself by various statutes and regulations. Complaints that preference for subsistence uses is not adequately provided, are investigated. Not all of the requests can be responded to each year with available resources, but all actions are of vital importance in the defense of Native subsistence rights.

Limited administrative services affecting Native allotments, are provided upon request or as required, in high priority areas of development or needs, e.g., realty, rights of way, leases, land transfers, probates, environmental, archeological, natural resources, forestry and appraisals.

Limited services to facilitate transfer of Alaska Native allotments are provided. A Native Allotment plan has been drawn up by the Juneau Area Office and although not yet funded, it is intended to facilitate and expedite conveyance of all Native allotments in Alaska through a coordinated, cooperative inter/intra agency six-year plan of action. It is imperative that a practical plan be designed and implemented as quickly as possible to eliminate the conveyance problem that is impeding compliance with the settlement laws enacted by the Congress.

The Bureau is charged with the responsibilities of assisting Alaska Natives to acquire title to the lands they use and occupy. The critical and complex issues to be resolved (e.g., overlapping selection boundaries, conflicting boundaries, determination of heirs, approval relinquishments, easement location and approval, trespassing, etc.) hinge on an organized approach to resolution, in order to avoid more lengthy court cases and delays in settling the land claims of ANCSA corporations, the state of Alaska, other federal agencies, and private citizens. Approximately 8,000 applications are still pending before the Department, with many years of research, review, and resolution work to be accomplished before the allotment lands/or surrounding lands can be conveyed. The other critical aspect is the extensive survey work that is required.

Increase/decrease from FY 1988 Base:

<u>Field Operations:</u>		<u>FY 1988</u> <u>Base</u>	<u>FY 1988</u> <u>Estimate</u>	<u>Difference</u> <u>(+ or -)</u>
Attorney Fees	\$	1,500	1,150	- 350
	(FTE)	(--)	(--)	(--)

Attorney Fees (-\$350,000; FTE 0): To date, in Fiscal Year 1986, the bureau has received 14 applications for attorney fees totaling \$1.27 million. Several of these requests have been denied; awards have totaled \$380,000. Last year, approximately 17 applications totaling \$849,000 were processed, with awards amounting to \$364,700. Based upon that background and assuming that the same approximate number and amounts of applications would be reviewed in future years, coupled with the same relative percent of approvals, the bureau believes that \$1.15 million would be sufficient to meet the needs of the projected number of applications for FY 1988 and provide the same limited amounts to the Navajo and Hopi tribes for land claims regarding P.L. 96-305 and P.L. 93-531.)

Object Class Distribution - Indian Rights Protection Subactivity Amount

Personnel Compensation	\$ +	175,000
Personnel Benefits	+	18,000
Other Services	+	<u>877,000</u>
Total	\$ +	1,070,000

Justification of Program and Performance

Activity: Trust Responsibilities
Subactivity: Real Estate/Financial Trust Services

(Dollar amounts in thousands)

<u>Program Elements</u>		<u>FY 1987 Pres. Budget As Amend.</u>	<u>FY 1988 Base</u>	<u>FY 1988 Estimate</u>	<u>Inc. (+) Dec. (-) From 1987</u>	<u>Inc. (+) Dec. (-) From Base</u>
A. Trust Services						
General	\$	920	920	1,020	+ 100	+ 100
	(FTE)	(20)	(20)	(22)	(+2)	(+2)
B. Real Estate Services						
	\$	10,754	10,754	13,285	+ 2,531	+ 2,531
	(FTE)	(164)	(164)	(164)	(—)	(—)
C. Financial Trust Services						
	\$	1,177	4,716	7,316	+ 6,139	+ 2,600
	(FTE)	(13)	(64)	(51)	(+38)	(-13)
Total Requirements	\$	12,851	16,390	21,621	+ 8,770	+ 5,231
	(FTE)	(197)	(248)	(237)	(+40)	(-11)

A. Trust Services, General

		<u>FY 1987 Pres. Budget As Amend.</u>	<u>FY 1988 Base</u>	<u>FY 1988 Estimate</u>	<u>Inc. (+) Dec. (-) From 1987</u>	<u>Inc. (+) Dec. (-) From Base</u>
Central Office	\$	336	336	436	+ 100	+ 100
Operations:	(FTE)	(5)	(5)	(7)	(+2)	(+2)
Area Office	\$	584	584	584	—	—
Operations:	(FTE)	(15)	(15)	(15)	(—)	(—)

Objective: To provide (1) consistent, high quality and timely direction and assistance in technical operations of all trust responsibilities programs; (2) to direct, formulate and coordinate program policy, planning, development and execution; (3) to provide managerial assistance in the execution of trust services; (4) to provide direction and coordination of geographic information systems in order to expedite delivery of information to tribes in resources planning and development; (5) to provide overall direction to the Integrated Records Management System, Bureauwide; and (6) to promote efficient and effective use of funds.

Base Program (\$920,000; FTE 20):

Central Office (\$336,000; FTE 5) and Area Offices (\$584,000; FTE 15): The Trust Services, General program provides management and support for trust and natural resources activities in the Central Office, and for limited field office land and trust matters. The responsibilities of staff covered by this program may include all or some of the following activities: (1) Environmental Services; (2) Rights Protection; (3) Real Estate Services, Appraisals, Land Use Planning and Land Records Improvement; (4) Financial Trust Services; (5) Agriculture; (6) Range; (7) Soil and Moisture Conservation; (8) Forestry; (9) Fire Suppression; (10) Energy and Minerals; (11) Water Resources; (12) Wildlife and Parks; (13) Irrigation

Construction, Operation and Maintenance; (13) Fish and Game Management; (14) Water Policy Implementation; (15) Cultural Resources and Archeological Clearances; (16) Hazardous Waste; (17) Road Construction and Maintenance; (18) Credit & Financing; (19) Economic Development, and other trust-related activities.

In the Central Office, the Office of the Deputy to the Assistant Secretary-Indian Affairs, (Trust & Economic Development) provides program direction and support for all of these programs. Trust Services, General provides funding for the staff of Office of the Deputy to the Assistant Secretary-Indian Affairs (Trust & Economic Development), including most of the Program Coordination staff. In the area offices, funds are used for Rights Protection staff, for studies, contracts, geographic information system agreements and other services that affect trust responsibilities programs at field offices.

Increase/Decrease from FY 1988 Base:

(Dollars amounts in thousands)

<u>Program</u>	<u>FY 1988 Base</u>	<u>FY 1988 Estimate</u>	<u>Difference</u>
A. <u>Trust Services, General</u>			
Central Office	\$ 336	436	+ 100
Operations	(FTE) (5)	(7)	(+2)

Central Office Operations (+\$100,000; FTE 2): The increase will provide expertise that is required in the Office of the Deputy to the Assistant Secretary-Indian Affairs, to aid all segments of the office in managing the varied, comprehensive and critical programs involved. Clarifying analysis and definition of trust activities is required, together with regulations, procedures and other enhancements in delivery of services by these programs which encompass all of the Trust/ Rights/Land/Natural Resources/Economic Development aspects of Indian Affairs.

In particular, analysis will be directed to the Economic Development area, which is the crux to improving economic conditions and employment opportunities. Additional staff would be required to enhance each program under the jurisdiction of this office; however, with two new positions, encompassing special qualifications, assistance can be provided in synthesizing efforts of many programs, upgrading their service to Indian tribes and the management of trust resources.

B. Real Estate Services

		FY 1987 Pres. Budget As Amend.	FY 1988 Base	FY 1988 Estimate	Inc. (+) Dec. (-) From 1987	Inc. (+) Dec. (-) From Base
Central Office Operations:	\$ (FTE)	591 (11)	591 (11)	591 (11)	-- (--)	-- (--)
Area Office Operations:	\$ (FTE)	2,019 (55)	2,019 (55)	2,019 (55)	-- (--)	-- (--)
Field Operations:						
Cadastral Surveys	\$ (FTE)	4,075 (--)	4,075 (--)	4,075 (--)	-- (--)	-- (--)
Land Records Improvement	\$ (FTE)	1,600 (--)	1,600 (--)	3,600 (--)	+ 2,000 (--)	+ 2,000 (--)
Land Titles & Records Offices	\$ (FTE)	1,069 (48)	1,069 (48)	1,600 (48)	+ 531 (--)	+ 531 (--)
Lease Compliance	\$ (FTE)	1,400 (50)	1,400 (50)	1,400 (50)	-- (--)	-- (--)

Authorization: The Bureau of Indian Affairs' responsibility under 25 U.S.C. 13 is to provide general administration of Indian property. Additional real estate services are mandated by other codes, statutes and court decisions. These legal requirements include: (1) approval of all contracts related to services on Indian lands (25 U.S.C. 176); (2) consent to the alienation of tribal lands (25 U.S.C. 311-328); (3) extending periods of trust, and regulating descent and partition of heirship interests (25 U.S.C. 398); (4) requirements of P.L. 97-459, Indian Land Consolidation Act; and (5) sub-surface leasing of trust lands (25 U.S.C. 39, and subparts a through g). Under Seminole Nation v. United States (316 U.S.C. 286 (1942)), the Federal Government is charged to exercise its trust responsibilities using the "most exacting fiduciary standards." More recent Federal statutes which real estate services must implement are the National Environmental Policy Act, the Historic Preservation Act, the Archaeological Antiquities Act, and the Archaeological Resources Protection Act of 1979.

Objectives: To protect and enhance the corpus of the Indian trust estate by providing both individual Indian landowners and Indian tribes with the professional, technical, administrative, and protective services required of the United States in its role as trustee of Indian-owned real property. To work with the Indian tribes, Congress and other interested parties toward resolution of the undivided heirship problem of allotted Indian land in compliance with existing authorities. To provide assistance in land use planning and resource management planning to those tribal entities which have requested and demonstrated a need for these services. To facilitate economic use of land by developing a capability to provide accurate and timely land ownership information and boundary delineation.

Base Program (\$10,754,000; FTE 164):

Central Office Operations (\$591,000; FTE 11): Central Office staff formulate Real Estate services policy, provide advice, handle appeals and perform title research required at the national level; provide budget services; implement training initiatives; produce directives for implementation of new legislation; establish and review regulations.

Area Office Operations (\$2,019,000; FTE 55): The Area Offices provide technical support and general policy direction as well as administrative review of agency real property management services. Technical support services include appeals assistance, review of development initiatives, performance of appraisals and land use planning.

Field Operations (\$8,144,000; FTE 98):

Cadastral Surveys (\$4,075,000; FTE 0):

- a. Cadastral Surveys, Lower 48 (\$1,537,000; FTE 0): Funding for surveys (other than Alaska) in the amount of \$1,537,000 will provide approximately 2,370 miles of boundary surveys in FY 1987 and 1988. Survey of Indian lands, as specified in 25 U.S.C. 176, must be accomplished by the Bureau of Land Management. The program is directed toward accomplishing tribally-identified survey priorities, particularly in the areas of mineral development, where lack of a correctly identified boundary constrains management and/or development of resources. The following table shows accomplished [a] and estimated [e] number of miles of cadastral surveys performed by the Bureau of Land Management in the specified fiscal years:

1984	1985	1986	1987	1988
1,965[a]	1,900[e]	1,600[e]	2,370[e]	2,370[e]

Accomplishment of the estimated 2,370 miles of surveyed boundary is possible because the cadastral survey "project offices" established by interagency agreement between the Bureau of Indian Affairs and the Bureau of Land Management. These project offices, which are responsible for most of the surveyed miles noted above, are operated on the Navajo Reservation in Arizona; for the Penobscot and Passamaquoddy Indians in Maine; and recently, at White Earth, Minnesota. An additional project office will be established in either the Albuquerque or Portland Areas in 1987.

A "project office" is a temporary BLM organization, established for a minimum period of time (usually three years) to survey a specific (and usually large) area of land. The project office's survey crew is dedicated to that survey for the duration of the project and does not move from one reservation to another, as is the case with non-project office survey efforts. In addition to BLM's acquiring an intimate knowledge of the land to be surveyed and thus completing surveys more efficiently, the Bureau realizes significant administrative cost savings by not having to pay per diem and travel costs for BLM surveyors. The result is that a large number of miles is surveyed at a given funding level. Without such project offices, accomplishments would decrease sharply. The project office approach has proven to be the most effective method of accomplishing the surveys with the most efficient fund utilization to date.

Additionally, topographic considerations affect the number of miles surveyed. The estimated 2,370 miles in 1987 reflects continuation of surveys in relatively homogeneous topography on the Navajo Reservation where "line of

sight" is good, and natural obstacles are few. If priorities shift to less homogeneous (e.g., wooded or canyon) lands in 1987 or 1988, the number of miles surveyed will likely decrease.

Efforts to further increase the efficiency of program operations will result in a portion of Fiscal Year 1987 funding being dedicated to surveys of exterior reservation boundaries that border other federal interest lands. Specifically, these efforts will be targeted to boundaries shared between tribes and the Bureau of Land Management, the United States Forest Service, and the National Park Service. Because both parties (the tribes and the adjoining land management agency) benefit from knowing the true location of the common boundaries, it seems only logical to assume that survey costs should be shared.

An initial, preliminary and approximate estimate of these common boundaries indicates that there exist some 4,700 miles of such boundaries. While the Bureau is in the process of refining that estimate, it is the Bureau's contention that the administrative economies that will result from cost-share agreements should be encouraged. During Fiscal Year 1986, the first of these formal cost-share agreements was negotiated between one of our Area Offices and an adjoining National Forest. The costs for the 15 miles of common boundary are to be shared on an equal basis. While there are limitations on the applicability of the cost-share agreements (chiefly involving differing priorities of the respective landowners/land management agencies), the offsetting benefits of (1) eliminated instances of trespassing, (2) improved management of economic resources (forests, grazing lands, etc.), and (3) more efficient use of program resources are sufficient to justify pursuing these surveys with diligence.

- (b) Alaska Surveys (\$2,538,000; FTE 0): Funding for Alaska surveys in the amount of \$2,538,000 will provide for surveys of approximately 200 Native allotments (\$700,000 for pre-survey work on allotments and townsites and \$1,838,000 for cadastral surveys).

To appreciate the enormity of the backlog of Native allotment surveys required in Alaska, it is necessary to think in terms of short and long-term solutions. This is necessitated by the BLM program for surveying lands in Alaska, which is based on a geographic "window" approach. This approach is now called the Patent Planning Process (PPP). The "windows" are large blocks of land, ranging from three to as many as forty townships, which contain lands either administered or claimed by federal agencies, the State of Alaska, and Regional and Native Corporations, as well as individual allottees. The BLM established this method as a cost effective way to survey large and numerous requests for surveys for multiple clientele who often have competing priorities. While the Bureau understands the administrative value of such a system to the BLM, the system does not enable the Bureau of Indian Affairs to deliver services to the individual allottees in a timely manner. (The last "window" to be surveyed will not be completed for at least 40 years at the present level of BLM funding.)

The Bureau supports the BLM-PPP system as an efficient vehicle for solving our long-term survey needs, and believes that the BLM Fiscal Year 1987 estimated expenditure of approximately 20 percent of its Alaska survey program on Native allotments (and emphasis on clearing up all inholding surveys in each "window") is an appropriate long-term strategy. However, short-term Native allotment survey needs are not addressed by the system,

and the BIA funding of \$2,538,000 is required to meet those needs. Two elements make up the short-term survey needs: (1) surveys which fall outside BLM's present patent planning process and (2) pre-survey technical assistance.

As individual allottees have begun to accelerate the selection of their lands, certain "hardship" cases have emerged. Typical are septuagenarian allottees who are told that their allotments do not fall within a current or projected "window" and that they may have to wait a decade before their land is surveyed and can be conveyed for use. Another hardship situation involves settling boundaries in communities so that the community can pursue development, e.g., 7 villages, 42 airstrips, numerous housing developments, and other uses that are overlapping on Native allotments. Equally urgent is the need to assist land managers with definite boundaries (e.g. National Parks, Wildlife Refuges, State, and Native lands) and individual Natives who have an economic opportunity potential if their allotments can be surveyed. The proposed funding will enable some of these highest priority, "non-window" needs to be met.

In order to facilitate the accomplishment of the "non-window" surveys and to establish standard procedures for attaining economy and efficiency of operations, a memorandum of agreement (MOA) negotiated by the Area and staff offices of BIA and BLM, respectively, in Fiscal Year 1987 will be extended.

A portion of the funding (\$700,000) will be directed to pre-survey technical assistance services (correcting legal descriptions, resolving conflicting boundaries, gathering heirship data, etc.) which must be completed before final adjudication and surveys can occur. Individual allottees will avail themselves of this service, and the most critical cases will be accomplished first.

- b. Lease Compliance (\$1,400,000; FTE 50): The resources allocated to this activity are used by the Bureau for systematic lease compliance monitoring. Terms and conditions of approximately 18,000 leases are enforced through these efforts. In many cases, actions by the Bureau in response to non-compliance will result in recovery of funds for the Indian landowner. The basic real estate program will continue to provide for routine inspections required to assure the integrity of trust lands management responsibilities. Leases to be given priority under this compliance activity are oil and gas, mining, agricultural (developmental stipulations), and rights-of-way.

The basis for systematic lease monitoring is Agency lease files. Approximately 20% of leases expire each year. These leases are selected as the first priority for inspection. Lease compliance personnel, sometimes acting in conjunction with other land operations, forestry or mineral personnel, physically inspect the leased premises for compliance with the lease terms and stipulations, ranging from proper fencing and cropping patterns to oil and gas well royalty accounting procedures. These activities are undertaken by agency level compliance specialists at the direction of the Agency Superintendent.

Current benefit/cost ratios for the program show that 3.0 to 3.5 dollars are recovered for every dollar that is expended. Benefits from enhanced land base and improvements that result are not counted at this stage of the program. The favorable ratio is achieved by economies of scale (better coordination, multiple inspections and inspectors on the same trip, etc.).

Business and energy-related leases involve auditing of corporate books by professional auditors. Because of the nature of the work, contracted services are used. As tribal priorities are identified (such as a program for monitoring production of profitable oil and gas wells), the short response time-frames require contracting as opposed to hiring new personnel. It is anticipated that the Southwest and the Dakotas will be primary targets of emphasis in this program since resource extraction activities in these locations have intensified during the past few years.

- c. Lands Records Improvement (\$1,600,000; FTE 0): This program will continue land title examinations and verifications by Bureau title plant, agency and contract personnel. The land records improvement effort has resulted in the examination, to date, of over 160,000 land titles. This level of funding would complete the title backlog on the previously identified 200,000 tracts in two additional years. One of the next major steps in the process will be the microfilming of land title documents so that the originals can be returned to the National Archives. Bureau personnel have been addressing the backlog; however, other titles which need to be "brought current" are increasing in number. The requirement of keeping titles and records current is receiving major attention in the Integrated Records Management Implementation Plan effort.

Land Ownership information is the basic necessity for many essential bureau program activities. The program provides information for use by leasing activities, forestry, agriculture, range, administration, minerals and others. Correct, current ownership status information is critical to owner consent and distribution of income. It is utilized by all programs, including oil and gas leasing and royalty management. It is a cornerstone to resolving at least part of the bureau's current problem of distribution of oil and gas income; and to the resolution of other income distributions, such as range, lease, right-of-way, timber and land sale payouts, and for proper accomplishment of probate activities and estate distributions.

The bureau embarked on a Land Records Improvement System (LRIS) in 1977 to clear backlogs and to maintain current and accurate land records. Because of an increase in workload which was primarily generated by the Indian Land Consolidation Act, and continually increasing costs, the backlog has not been cleared. It is proposed in 1987 to take central control of the Land Title and Records Offices so that the entire effort can be uniformly managed throughout the bureau.

- d. Land Titles and Records Offices (\$1,069,000; FTE 48): The Bureau has five Title Plants. Staff are responsible for many activities beyond the receiving and recording of land records information. They provide information and services that are necessary for the Bureau to carry out its management responsibilities on more than 53 million acres of land. Also, the Title Plant staff perform functions analogous to those of a county recorder, in that deeds, liens, mortgages and similar documents are recorded. In the Bureau, there are 28 types of title documents, each utilizing five procedural steps that must be recorded. Beyond the provision of vital statistics, Bureau title plant staff must also provide information relating to births, deaths, marriages, divorces, and adoptions. They also function as title companies, title attorneys, title insurance companies or abstract companies in that they provide copies or records in a chain of title; furnish opinions as to ownership as well as sufficiency of documents; and provide ownership maps. In addition, they provide land use maps, heirship data, historical documents, and property income data for over 200,000 tracts, with an average of ten owners of undivided interests per tract. Records must be kept for each

tract as well as separate records on two million ownership interests. The current total staff consists of 30-35 employees to perform these functions for over 53 million acres.

These title plant offices have received uneven attention in the budget in the different areas, some of which is the effect of the Indian Priority System. Because the present Land Records System is a national system, and because of the basic and critical nature of this information to all Bureau programs, the title plants will be put under Central Office control in FY 1987.

Increase from FY 1988 Base:

(Dollar amounts in thousands)

<u>Program Element</u>		<u>FY 1988 Base</u>	<u>FY 1988 Estimate</u>	<u>Difference</u>
<u>B. Real Estate Services</u>				
Land Records Improvement	\$	1,600	3,600	+ 2,000
	(FTE)	(--)	(--)	(--)
Land Titles & Records Offices	\$	1,069	1,600	+ 531
	(FTE)	(48)	(48)	(--)

Land Records Improvement (+\$2,000,000; FTE 0): The Land Records Information System (LRIS) constitutes the official title maintenance system for the Bureau of Indian Affairs; the basic records of ownership for which the bureau is responsible as trustee. The system generates current ownership information, which is basic and vital to the management and development of Indian lands and resources, leasing, payment of income etc., through use by the Integrated Records Management System (IRMS). The IRMS is used to allocate receipts from the sale or lease of renewable and non-renewable resources for tribal and allotted lands to the proper ownership as well as being used for resource management reporting. The funds will be used to complete any work involved in Fiscal Year 1987 efforts to: (1) complete the examination and verification of the backlog of titles; (2) bring current the record information at all title plants; (3) accomplish the major portion, or possibly complete the microfilming of non-cartographic records; (4) assess the possibility and effectiveness of consolidating the existing five title plants, and (5) develop the integrated data base management system, interfacing the trust systems.

The Assistant Secretary has directed that a systems modernization effort be designed to streamline royalty management and other information systems within the bureau, with full implementation of the Integrated Records Management System (IRMS) over a three-year period as a goal. A special task group formed to review land records and other associated problems has stated that efforts to implement IRMS will depend on bringing the LRIS to current status and assuring that it is kept current.

Land Titles & Records Offices (+\$531,000; FTE 0): One of the major aspects of the Integrated Records Management System Plan, which was signed by the Assistant Secretary on April 22, 1986, is the complete updating of the land ownership information of trust estates managed by the Bureau, and following that, keeping the information current. This information is essential to improving trust funds management, royalty distribution and payment of other trust income.

This work has been managed by five separate area offices, where the title plants are located. Funding for the title plants has been the subject of local funding priorities which has resulted in the areas' land records efforts to proceed in a disjointed manner. For that reason, the funding and administrative direction of the title plants has been put under Central Office control in Fiscal Year 1987, so that the objectives set in the implementation plan can be specifically targeted.

Because of the different funding priorities, positions have been left vacant for extended periods of time causing the work to regress even more. These funds would allow the program to fill those vacancies so that staff resources will be available to (1) process the basic work required; (2) establish and supervise the contracting which involves title examinations, verification, microfilming, etc.

Object Class Distribution - Indian Rights Protection Subactivity Amounts

Personnel Compensation	\$ +	270,000
Personnel Benefits	+	30,000
Other Services	-	350,000
Contractual Services	-	<u>1,120,000</u>
	\$ +	1,070,000

C. Financial Trust Services

		FY 1987 Pres. Budget <u>As Amend.</u>	FY 1988 <u>Base</u>	FY 1988 <u>Estimate</u>	Inc. (+) Dec. (-) <u>From 1987</u>	Inc. (+) Dec. (-) <u>From Base</u>
Central Office Operations:	\$ (FTE)	1,177 (13)	4,716 (64)	7,316 (51)	+ 6,139 (+38)	+ 2,600 (-13)

Authorization: The Act of June 24, 1938, 25 U.S.C. 162a, authorizes the Secretary of the Interior to invest tribal trust funds.

Objective: To provide individual Indians and Indian tribes the same or equivalent technical, administrative and protective services that are expected and duly rendered to a beneficiary under any lawful trust created or imposed to protect, maintain or enhance the corpus of the trust estate. To properly manage and be accountable for tribal funds and individual Indian monies held in trust by the Bureau as the fiduciary trustee.

Base Program (\$4,716,000; FTE 64):

C. O. Staff - Trust Fund Management (\$467,000; FTE 7): This program provides (1) investment services for funds held in trust of tribes and individual Indians; (2) trust fund histories and research projects involving special financial trust problems; (3) special reports for use in litigation cases; (4) compilation of trust fund data for legislative acts, and (5) recommendations for execution of the acts. Trust fund revenues are invested to maximize returns while protecting the funds. Income from investments provides direct economic benefits to the beneficiaries of the trust. In FY 1987, the bureau is providing the investment services through a contract with a private sector financial institution, to maximize earnings, enhance quality and strengthen investment accounting, utilizing state-of-the-art systems currently available only in the private sector.

C.O. Staff - Trust Fund Accounting (\$710,000; FTE 6): In FY 1985, the bureau established a special unit to provide Trust Fund Accounting services. The objective of this action was to elevate and isolate the duties and responsibilities of accounting for all funds held in trust for tribes and individual Indians. Efforts are concentrated on reconciling balances, streamlining the collection and disbursing processes, and providing accurate and timely account information to management and the client beneficiaries. In FY 1987, the bureau is providing the trust fund accounting services through a contract with a private sector financial institution, to expedite the concentration of cash in the collection and deposit process and to provide a state-of-the-art deposit accounting system which streamlines the payment recognition, disbursement and management reporting functions. Indian monies and tribal accounts for the investment program and to compute and distribute correct interest earnings.

Field Operations (\$3,539,000; FTE 51): These funds and FTE which provide for services at the reservation/agency level have been transferred in the base out of Tribe/Agency Operations. This transfer has been made due to the uncertainties of operating conditions at the Tribe/Agency level once the proposed Trust Fund Accounting Services contract is in operation. Once future operations are firmly in place, a portion of these funds may be returned to the Indian Priority System for tribal decisions on funding/staffing levels.

The bureau is charged by various laws and regulations with the trust responsibility of accounting for and disbursing of individual Indian monies which come into the custody of bureau officials as a result of administering trust or restricted properties of individual Indians, and through per capita payments, judgements, awards, and claims. Deputy Indian Service Special Disbursing Agents are designated to carry out these responsibilities. The major portion of this effort is carried out at the field level, and was formerly included in the Tribe/Agency part of the budget. The staff serve as contacts with the Indians at the reservation level and perform work connected with activities concerned with administration of trust properties.

Activities included are: (1) accounting for and disbursing of tribal and individual Indian monies deriving from the sale or lease of tribal resources such as land, timber, minerals and water; (2) disbursing per capita payments, judgements, awards and claims; (3) providing research involving special fiscal problems, and trust fund data for legislative acts, and recommendations for the execution of the acts; (4) assisting in investment of the various revenues so as to maximize returns; and (5) providing appropriate reports and responses to individual Indians or tribes, Treasury Department, General Accounting Office, Congress, and others.

Funds are used to maintain the accounting, bookkeeping, and direct assistance services accomplished by the Indian Service Special Disbursing Agent field personnel in collecting and disbursing funds for resources held in trust on behalf of Indian tribes and individuals. There are 55 disbursing stations spread throughout the bureau. Each time a judgment/award/claim is involved, the number of individual Indian money accounts increases, generating increased basic operating costs at the agency level. The Government has a fiduciary obligation to collect and disburse those funds in the most expeditious manner possible, while maintaining a creditable file and records system.

Workload Data:

		<u>FY 1983</u>	<u>FY 1984</u>
<u>Investments</u>			
Total Invested	(\$)	\$1.6 billion	1.62 billion
Per annum Earnings	(\$)	\$171.4 million	\$171.1 million
Tribes Served	(No.)	262	254
Individual Indian Money Accounts	(No.)	250,000	250,000

Increase/Decrease from FY 1988 Base:

(Dollar amounts in thousands)

<u>Program Elements</u>		<u>FY 1988 Base</u>	<u>FY 1988 Estimate</u>	<u>Difference</u>
<u>Financial Trust Services:</u>				
C.O. Staff - Trust Fund Management	\$ (FTE)	467 (7)	1,067 (7)	+ 600 (—)
Trust Fund Accounting Contract Supplement	\$ (FTE)	— (—)	2,000 (—)	+ 2,000 (—)
Field Operations	\$ (FTE)	— (64)	— (51)	— (-13)

C.O. Staff - Trust Fund Management (+\$600,000; FTE 0): In the process of the scheduled contracting of the investments and financial trust services activities of the bureau, funds will be required to: (1) assist in conversion to the contract mode; (2) manage the contract; (3) provide systems support; (4) establish procedures and manuals; and (5) continue whatever reconciliation efforts that may be needed.

Trust Fund Accounting Contract Supplement (+\$2,000,000; FTE 0): The increase in funding will be used to provide full financial trust services, through contracting, at a quality level which was never achieved through inhouse services. These services insure that income is immediately invested, that fund distribution is provided on a timely and systematic basis, and that professional investment advisory service to Indian tribes is available.

Object Class Distribution - Real Estate Services and Financial Trust Sub-activity Amounts

	<u>FTE</u>	<u>Amount</u>
Personnel Compensation	-11	- \$ 385,000
Personnel Benefit	-	39,000
Other Services	+	<u>5,655,000</u>
Total		<u>+ \$5,231,000</u>

Justification of Program and Performance

Activity: Facilities Management

<u>Program Elements</u>	(Dollars amounts in thousands)				
	FY 1987	FY	FY	Inc. (+)	Inc. (+)
	Pres. Budget	1988	1988	Dec. (-)	Dec. (-)
	<u>As Amend.</u>	<u>Base</u>	<u>Estimate</u>	<u>from 1987</u>	<u>from Base</u>
A. GSA Rentals	\$ 9,800	11,183	11,183	+1,383	---
B. Facilities Operation & Maintenance	\$ 77,461 (FTE) (1,318)	73,801 (1,278)	73,152 (1,278)	-4,309 (-40)	-649 (---)
C. Facilities O&M Contract Support	\$ 1,336 (FTE) (---)	1,336 (---)	1,336 (---)	--- (---)	--- (---)
Total Requirements	\$ 88,597 (FTE) (1,318)	86,320 (1,278)	85,671 (1,278)	-2,926 (-40)	-649 (---)

A. GSA RENTALS

Authorization: Public Building Amendments Act of 1972 (P.L. 92-313).

Objectives: To provide adequate space and physical facilities in which to operate Bureau programs effectively at locations which do not have adequate Bureau-owned facilities.

Base Program (\$11,183,000; FTE 0): The base program includes funds for 1,212,000 square feet of GSA-provided space serving Bureau programs throughout the country. If space reduction goals are not achieved sufficiently to maintain the total cost of GSA space to the budgeted amount, the programs served will be assessed for additional costs.

B. FACILITIES OPERATION AND MAINTENANCE

Authorization: 25 U.S.C. 13 (The Snyder Act of November 2, 1921).

Objectives: To provide basic facility operating services to existing Bureau-owned and/or operated facilities and previously private schools (institutions now funded by the Bureau which were either operated privately or by tribes in the past) and to maintain these facilities in satisfactory operating condition for the conduct of Bureau programs.

Base Program (\$73,801,000; FTE 1,278):

1. Existing Facilities O&M (\$71,347,000; FTE 1,204): The existing facilities O&M program provides essential services to approximately 8,200 buildings containing 29,000,000 square feet at over 400 locations throughout the United States. The types of buildings are varied and include academic facilities, dormitories, kitchen/dining space, law enforcement offices, administrative offices, recreation facilities and their associated grounds and streets. Costs to the O&M program for providing essential services to the varied facilities include personal services, supplies, materials and equipment. Recurring costs are heating, cooling, electricity, water, sewage, refuse disposal, backbone telecommunications, telephone, radio, preventative maintenance, janitorial and protection services.

Within the existing facilities O&M program, funds are included for Bureau contract schools. Services provided to those schools are the same as for the Bureau-operated facilities cited above.

Within the existing O&M funds \$3,000,000 will be utilized for a scheduled paint program. This will become part of a cyclical maintenance program for the existing facilities, a large number of which have not been painted for many years. The program will include program preparatory work such as repairing rotting sills, etc.

The base program includes a base transfer of \$3,660,000 to the Office of Indian Education Programs to fund three centralized schools, Haskell Indian Junior College (HIJC), Southwestern Indian Polytechnic Institute (SIPI), and Institute of American Indian Arts (IAIA).

The base program includes funding for the new facilities which became operational in FY 1987.

2. Area Office Operations (\$2,454,000; FTE 74): The area office facility management staff provides technical coordination and engineering services, which include developing the agency facility improvement and repair program; furnishing overall guidance to the agency facility operation and maintenance program; distributing available funds within each area; providing technical guidance and inspection and evaluation services to agency staff on facilities; and providing field locations with energy conservation and environmental protection expertise. The area office facility management and engineering section provides engineering survey services and construction management and engineering technical assistance. The area office staff also provides direct support activities to the execution of the agency level facility program. These direct support activities include supervision and inspection of major repair and improvement projects; inspection and evaluation of specialty systems such as boilers, water and waste disposal, water treatment, and control systems for heating and cooling plants, alarms; performing trouble diagnosis in electrical and mechanical systems; and identifying and developing repair project needs, scope and cost. The staff performing these functions consists primarily of area facility managers, engineers, communications specialists and clerks.

Increase/Decrease from FY 1988 Base: (dollar amounts in thousands)

		<u>FY 1988</u> <u>Base</u>	<u>FY 1988</u> <u>Estimate</u>	<u>Difference</u>
1. Existing Facilities O&M	\$	71,347	68,602	-2,745
2. New Facilities O&M		---	550	+550
3. Area Office Operations		2,454	4,000	+1,546
TOTALS	\$	<u>73,801</u>	<u>73,152</u>	<u>-649</u>

1. Existing Facilities O&M (\$-2,745,000; FTE -26): Of the funding decrease, \$1,546,000 and 26 FTE are being transferred from Existing Facilities O&M program to increase Area office funding to \$4,000,000 and staffing from 74 FTE to 100 FTE. The balance of \$1,199,000 is a result of anticipated savings resulting from the demolition and consolidation of existing facilities.

2. New Facilities O&M (\$550,000; FTE 0): As construction projects are completed, the facilities are added to the building maintenance inventory. The expected increase in FY 1988 is estimated at 224,391 square feet for a total dollar increase of \$550,000 in new facilities operation and maintenance requirements. A breakdown of these facilities is as follows:

<u>Facility</u>	<u>Sq. Footage</u>	<u>Estimated O&M Funding Needed</u>
Papago H.S.	63,325	253,000 (4/4 yr.)
Greasewood School	2,000	7,700 (4/4 yr.)
Muckleshoot High School	12,987	50,000 (4/4 yr.)
Turtle Mountain L&O Fac.	3,000	9,000 (3/4 yr.)
Sells L&O Facility	1,600	4,800 (3/4 yr.)
Owyhee L&O Facility	3,000	9,000 (3/4/yr.)
Fort Apache L&O Facility	4,700	14,100 (3/4 yr.)
Mescalero Agency Hdqtrs.	4,000	11,550 (3/4 yr.)
Warm Springs Hdqtrs.	7,255	21,000 (3/4 yr.)
Redwater Day School	4,435	12,750 (3/4 yr.)
Choctaw Hdqtrs.	3,248	9,375 (3/4 yr.)
Bullhead Day School	8,641	23,025 (1/2 yr.)
Eagle Butte L&O	5,610	11,000 (1/2 yr.)
Cherokee L&O	10,000	22,500 (1/2 yr.)
Western Cheyenne	38,060	38,000 (1/4 yr.)
Two Eagle River H.S.	26,722	27,000 (1/4 yr.)
Rocky Boy H.S.	25,808	26,000 (1/4 yr.)
TOTALS	224,391	550,000 (rounded)

3. Area Office Operations (+\$1,546,000; FTE +26): The Area Office staff operations is being increased from \$2,454,000 and 74 FTE to \$4,000,000 and 100 FTE partly because FY 1986 actual usage was 100 FTE and upon completing an Area Office survey of staffing needs, further support was indicated for this amount. The increase in Area office FTE will provide additional staffing which will enhance operation and performance in certain functions for which they are responsible. Engineering expertise is needed in the Facilities Improvement and Repair program as well as the Quarters program. Included is development by preventative maintenance programs for all major utilities.

C. FACILITIES O&M CONTRACT SUPPORT

Authorization: 25 U.S.C. 13 (The Snyder Act of November 2, 1921).

Objective: To provide funds to tribes and/or tribal organizations for the incremental costs incurred as a result of their contracting to operate Bureau programs.

Base Program (\$1,336,000): The detailed base program description and justification for contract support funds and their overall purpose is included under the Self-Determination Services justification.

The FY 1984 Senate Appropriations Committee report language directed that indirect (contract support) costs be included in the program accounts rather than as a line item in the FY 1985 request and thereafter.

Since contract support funds are to be applied to only those facilities which are operated under contract, the contract support funds for the Facilities Management Program will not be merged with the program funds because distribution of program dollars is based on a square footage formula applied to both contract and non-contract operations. The funds will continue to be shown as a separate line item. Facilities O&M Contract Support funds for FY 1987 are tentatively set at \$1,336,000, and no increase has been requested for FY 1988. However, if an increase in new tribal contracts does occur, the increased need for contract support funds will be funded from the Self-Determination Services.

OBJECT CLASS DISTRIBUTION - FACILITIES MANAGEMENT ACTIVITY

	<u>Amount</u>
Communication, Utilities, and Other Rent.....	\$ +550,000
Other Services.....	<u>-1,199,000</u>
Total.....	<u>\$ -649,000</u>

Justification of Program and Performance

Activity: General Administration
 Subactivity: Management and Administration

Program Elements	(Dollar amounts in thousands)				
	FY 1987 Pres. Budget As Amend.	FY 1988 Base	FY 1988 Estimate	Inc. (+) Dec. (-) From 1987	Inc. (+) Dec. (-) From Base
A. Executive Direction	\$ 2,727 (FTE) (51)	2,727 (51)	2,914 (54)	+187 (+3)	+187 (+3)
B. Administrative Services	\$ 27,876 (FTE) (662)	27,876 (662)	28,788 (668)	+912 (+6)	+912 (+6)
C. Safety Management	\$ 427 (FTE) (13)	627 (13)	681 (15)	254 (+2)	+54 (+2)
D. Improve Financial Accounting System	\$ 500 (FTE) (---)	500 (---)	500 (---)	--- (---)	--- (---)
E. Payroll/Personnel Services	\$ ---	974	2,261	+2,261	+1,287
Total Requirements	\$ 31,530 (FTE) (726)	32,704 (726)	35,144 (737)	+3,560 (+11)	+2,440 (+11)

Authorization: 25 U.S.C. 13 (The Synder Act of November 2, 1921).

A. Executive Direction and EEO

Objective: To provide planning, direction, and line management leadership for the development and implementation of policy initiatives and programs undertaken by the Bureau to ensure achievement of its mission, goals, and objectives.

Base Program (\$2,727,000; FTE 51): This program covers the operation of the immediate office and staffs of the line managers at central office and area office levels of the Bureau. The line managers and their staffs provide for organizational leadership and coordination to ensure that all programs operated at their level are effectively integrated to achieve the overall mission of the Bureau. Basic activities include decision-making, direction, policy formulation and adaptation, public relations, representation of the Bureau to other governmental agencies and private sector organizations, and overall management of assigned resources.

1. Central Office (\$863,000; FTE 19). The Deputy to the Assistant Secretary - Indian Affairs (Operations), his immediate staff, and programs and support services managed by the Public Affairs, Congressional and Legislative Affairs, Bureau Controlled Correspondence Office, and Equal Employment Opportunity staffs are funded from this activity. These organizations provide professional services to both the program and the administrative organizations which directly support the objective of providing organizational leadership at the headquarters level.

The Deputy to the Assistant Secretary - Indian Affairs (Operations): The Deputy to the Assistant Secretary - Indian Affairs (Operations) is established in the Bureau of Indian Affairs under authority of Secretarial Order 331, dated March 18, 1986.

This position is the principal Deputy to the Assistant Secretary - Indian Affairs in the management of activities, programs, and functions which extend across each Bureau directorate and is responsible for all functions, programs, and activities assigned to the Offices of Administration, Data Systems, Facilities Management, and Executive Direction.

Congressional and Legislative Affairs Office: This office (1) coordinates all legislative planning and congressional relation activities of the Bureau of Indian Affairs, except those relating solely to appropriations amounts; (2) provides legislative research and staff assistance in planning, developing, and drafting legislation; (3) reviews and analyzes BIA and tribal legislative needs; (4) prepares witness statements and briefing books for congressional hearings on legislation; (5) reviews introduced and draft bills and proposed legislative reports, proposals, and witness statements proposed by other agencies for possible impact on the BIA or tribes; and (6) provides training on the legislative process and the relationship of laws, regulations, manuals, and legislative histories to the BIA's functions.

Public Information Office: The Public Information Office maintains liaison with the media and the public. This office experienced a reduction in-force in FY 1986 and retained a Public Affairs Officer. Support services will be provided through contracting for photography, writing features stories, updating tribal data, etc. It prepares speeches for key officials in the Bureau, news releases on Bureau and tribal activities, prepares general publications and audio-visual materials in support of the Bureau's mission. The Office also prepares special materials as required to provide closer and more timely communication with Indian groups and organizations. It prepares material to be used as correspondence aids in answering repetitive public inquiries on current and historic issues. The staff serves as public information consultant to top officials of the Bureau and advises them on Indian and other public reaction to planned policies affecting the Indian people. The Office maintains a functional relationship with the Office of Public Affairs, Department of the Interior and acts as the Assistant Secretary's representative for all external activities pertaining to Indian issues in the Department.

Bureau Controlled Correspondence Office (BCCO): The BCCO Staff operates a correspondence control and monitoring system in accordance with Department and Bureau directives, expediting Bureau responses to correspondence of a priority or sensitive nature, coordinating multiple-type inquiries as necessary. The staff answers inquiries regarding the status of controlled correspondence, generates weekly overdue correspondence reports and prepares a Daily Bureau Correspondence Reading File for the Assistant Secretary - Indian Affairs. As memos and correspondence are routed through BCCO, they are examined for substantive ambiguities, or contradiction, style, format and coordination to ensure that the Assistant Secretary, Deputies, and top level Bureau officials review the document only once, maximizing the efficient use of their time. The follow-up function reduces the potential that critical time-sensitive correspondence from Department of Interior staff, Congress, Indian tribes, the public, industry and other Federal agencies will not be mishandled, lost or delayed.

Equal Employment Opportunity Office: This office develops plans, procedures and regulations for carrying out the EEO program to promote equal opportunity without regard to race, color, religion, sex, national origin or physical or mental handicap in all organizational units, locations, occupations, and levels of responsibility. The EEO staff monitors the continued application of the Indian preference policy in all phases of the personnel process including initial hires, promotions and transfers; coordinates Special Emphasis Programs such as the Federal Women's Program and an Hispanic Employment Program; develops and implements

an affirmative action program plan for the recruitment, employment and upgrading of minorities and women; recruits and trains EEO counselors to provide aggrieved persons adequate resources for fair and impartial consideration of complaints involving issues of discrimination; assures timely processing, investigation and resolution of complaints of discrimination; provides managers and supervisors training on EEO responsibilities; and monitors and assesses the effectiveness of the EEO Program. The Central Office will be responsible for three additional functions two of which were formerly performed by the Departmental EEO Office. These are: (1) determining the acceptance or rejection of all complaints, (2) investigating the accepted complaints, and (3) a new responsibility, coordinating implementation of Section 504 requirements of the Rehabilitation Act of 1973, as amended.

2. Area Office (\$1,864,000; FTE 32). This activity funds the Area Office Director and a limited professional staff at 12 locations to provide for the management and direction of the entire area office structure.

Increase from FY 1988 Base:

(Dollar amounts in thousands)

<u>Program</u>		<u>FY 1988 Base</u>	<u>FY 1988 Estimate</u>	<u>Difference</u>
A. Executive Direction				
Central Office Staff	\$	863	1,050	+187
Area Office Operations	\$	<u>1,864</u>	<u>1,864</u>	<u>---</u>
	\$	2,727	2,914	+187
	(FTE)	(51)	(54)	(+3)

Central Office Staff (\$+187,000; FTE 3): This increase will be used to fund salaries and travel expenses of the Deputy to the Assistant Secretary - Indian Affairs (Operations), and his immediate staff comprised of an Executive Assistant and Administrative Assistant/Secretary. This function was formerly funded by the Office of the Assistant Secretary - Indian Affairs, however, base funding and FTE funding will not be available to transfer.

B. Administrative Services

Objective: To manage that portion of the Bureau's program service delivery system which simultaneously provides administrative services to program operations and acts as a control agent to minimize fraud, waste, abuse, and mismanagement.

Base Program (\$27,876,000; FTE 662): The administrative services staffs are an integral part of the Bureau's system established to meet the service needs of Indian and Alaska Native people and to protect, enhance, and develop their trust resources. The function serves as an equal partner with the program functions to accomplish the mission of the Bureau, ensuring that those administrative services necessary for program operations are adequately provided. At the same time, it also provides the foundation for the control and accountability of resources used to achieve its mission. These dual roles must be carefully balanced to ensure that one does not dominate the other and to ensure that the total system operates effectively for the benefit of the Bureau's clientele.

Performing these administrative functions is the responsibility of professional staffs at all three levels of the Bureau's organizational structure. The headquarters staffs provide for the development and coordination of nationwide administrative policies, systems, and procedures. Field office employees implement

these systems primarily through the operation of service centers at the area office level with some limited activity at the agency level for the processing of administrative documents originated by program managers.

External activity of the administrative services function has increased as a result of the Indian Self-Determination and Education Assistance Act. Administrative services staffs now provide technical assistance to potential and existing tribal contractors who request help in establishing, improving, changing, or maintaining tribal administrative systems. This technical assistance helps ensure that tribal organizations create and maintain adequate systems for accountability and control of Federal funds and other resources used in administering contracted programs.

1. Central Office (\$14,650,000; FTE 198): The administrative services program at the central office level is primarily involved in the development and implementation of policies and procedures for all administrative functions. Further, Central Office staff are responsible for undertaking oversight management reviews. The Central Office also manages the Bureau's total intra-governmental program. This amount is \$7,255,000 and includes such services as FTS, postage, Departmental assessment and GSA telegraphic services.

Office of the Director, Administration - The Office of Administration is responsible for providing staff support to the Assistant Secretary - Indian Affairs in the development and management of Bureau programs designed to provide support services to all parts of the Bureau. These programs include the functions of systems development, budget, finance and accounting, management research and evaluation, personnel management, procurement, property management, contracting, program development and implementation, and safety management. The Office also administers Bureau-wide systems for fiscal accounting and disbursements, payroll and personnel records, and provides for administrative and housekeeping services for the central office, the Eastern Area, and the Indian Arts and Crafts Board.

a. Contracting and Grants Management - The Division of Contracting and Grants Administration provides staff support, services and activities in three major areas: policy and systems planning, analysis, formulation, and development; internal and administrative control reviews for employee and organizational evaluation and compliance; and direct operational services to the Assistant Secretary, Central Office Directorates, and to the Indian Arts and Crafts Board.

The Division staff exercises significant Bureau-wide policy, planning and oversight roles for maintaining and strengthening: (1) the acquisition of goods, services and products; (2) the financial (grants) assistance to individuals and tribal organizations; and (3) the cooperative agreements between the Bureau and other governmental entities. These functions and responsibilities impact over 400 Tribal/Alaska Native governing bodies, their 600,000 reservation constituents located in 22 States, and expend almost 50% of the Bureau's annual appropriation.

The Division initiates changes in, as well as operates and maintains, a contract/grants information and management system. A total of \$166,000 and 1 FTE are provided for this purpose.

The Division staff provides close supportive services to the Bureau's program elements in meeting their procurement needs and requirements for attainment of Bureau mission and goals through various tribal self-development approaches. Executive management and direction are also carried out by on-site peer reviews of 13 field operation sites.

b. Personnel Management - The Division of Personnel Management is responsible for the development, coordination, administration and evaluation of Bureau-wide personnel management programs and policies. The Division formulates objectives, policies, and guidelines for personnel management activities; updates the Personnel segments of the BIAM in accordance with constantly changing laws and regulations developed by the Office of Personnel Management and the Department's Office of Personnel; provides expert advice and technical assistance to Area Personnel Offices and to all levels of Bureau management. The Division monitors the Bureau-wide position management and position classification programs in accordance with government-wide standards developed by OPM. It develops standards and criteria for securing and retaining qualified employees, provides guidance to Bureau management on labor-management relations issues and maintains relationships with employee unions recognized by the Bureau on a national basis. It initiates and administers comprehensive management development plans and programs, including training and career development. It oversees employee-management relations to assure that working conditions and employee conduct meet accepted standards. It conducts personnel program reviews and evaluations on a Bureau-wide basis and recommends to management officials methods for improvement.

The Division takes an active part in the development of single agency qualification standards required by the court in the Preston vs. Heckler case, working closely with the Indian Health Service to assure that the standards meet the needs of the Indian people. Funding in the amount of \$76,000 has been provided to cover study costs, such as travel and training for participants. It provides technical assistance to the Office of Indian Education Programs in the development of policy, procedures and manual issuances pertaining to the personnel and payroll aspects of the contract teacher employment system, and works with the Bureau of Reclamation to resolve problems encountered in the PAY/PERS system. The Division provides operating personnel services for central office organizations located in Washington, D. C., and other locations in the United States, the Eastern Area Office, and the Indian Arts and Crafts Board.

c. Financial Management - The Office of Financial Management is responsible for the development of policies, programs, systems, and guidelines for financial management functions; for performance of program planning/budgeting, fiscal accounting, compensation, employee data systems; Bureau-wide technical assistance in program evaluation; and provides support services in operating budget and fiscal accounting functions. The office also serves as a coordination point and central source for Indian population data and for special statistical analyses.

(1) Program Development and Implementation - The Division of Program Development and Implementation provides staff assistance to the Assistant Director, Financial Management regarding functions identified with the program planning/budget cycle and program evaluation. The Division implements the Bureau's policies and program goals through the budgeting process; develops instructions for use in annual program plans; reviews program requests on the basis of fiscal reasonableness, feasibility and justifiability; develops Bureau-wide program planning documents; develops budget estimates and justifications; prepares for budget legislative hearings; prepares field planning allowances and tentative allocations. The Division performs budget execution, which has as its primary function fund control for the Bureau. Activities involved are requesting and maintaining apportionments, making fund allotments and distributions Bureau-wide, conducting and monitoring Bureau financial programming, allocating and controlling FTE usage, conducting systematic obligation status reviews to insure compliance with fiscal controls, and developing the policy and providing written guidance to control these activities throughout the Bureau.

(2) Accounting Management - The Division of Accounting Management is responsible for the development, implementation and evaluation of policies, systems, and related procedures for Bureau-wide administrative and trust accounting and fiscal operations. The Division provides centralized accounting, financial system operation, and reporting, and has technical oversight responsibility for the financial transactions recorded through the Bureau's decentralized data input stations. The Division provides centralized payroll liaison and coordination, employee data systems, administrative payments, and financial management systems development and evaluation. The functional responsibilities include all activities related to the establishment and maintenance of accounts and systems which are in compliance with applicable standards and which provide the basis for reporting financial information to internal and external users.

d. Management Services - The Office of Management Services develops policies, programs and guidelines for the general management functions related to property management, safety management, and administrative procedures.

(1) Property Management - The Division of Property Management provides staff assistance regarding programs for all Bureau-owned real and personal properties, space, motor vehicle management, and procurement from directed sources. The Division is responsible for: (1) Developing, modifying, reviewing, evaluating, and implementing Bureau-wide policies and procedures related to management of real and personal property, space and motor vehicles, and procurement from directed sources; (2) maintaining the Bureau property management regulations, incorporating constantly changing Federal and Departmental policies, regulations and procedures promulgated by Federal regulatory agencies; (3) providing Bureau oversight and technical assistance to areas and those offices with operational responsibilities; and (4) providing direct services to Area/Agency Offices and schools. These services include processing all BIA motor vehicle acquisitions, realty disposal actions (e.g., to local governments), requests for leasing of office/facilities space, requests for assignment and acquisition of U.S. Government motor vehicle license tags, data for input to and reporting from the Bureau's automated property inventory systems, and requests for DOD assignment of national stock numbers for cataloging inventory items. The Division performs studies relating to utilization of facilities, disposal systems for excess property and inventory training needs; conducts training in the areas of procurement, property and supply; and provides housekeeping services to Central Office entities located in Washington, D.C., Eastern Area Office, and the Indian Arts and Crafts Board.

(2) Management Research and Evaluation - The Division of Management Research and Evaluation provides staff support to the Director, Office of Administration, in the development, coordination, administration, and evaluation of management practices and policies for the Bureau and its area offices. It provides advisory services and technical assistance in management research, organization evaluation and analysis, paperwork management, management systems development, management improvement programs, and managerial operating methods and procedures. The Division performs Bureau-wide organization analysis, including organization planning, structural development and staffing. It reviews proposed organizational changes and provides analytical support for identifying and evaluating alternative approaches. The Division provides technical assistance to the Bureau's (12) area offices and to field installations to ensure their organizational structures, functions, and staffing are adequate to conform with current Bureau functional responsibilities, Bureau funding and staffing controls.

It is anticipated that increased emphasis will be placed on Bureau A-123 Internal Controls and an increased overall effort to deal with OIG and GAO Audit Reports.

The Division coordinates and participates in scheduled consolidated administrative reviews of area and agency office, performs special management studies on request, and coordinates the managerial control of the following paperwork management elements: correspondence, directives, delegations of authority, reports and forms, mail, files, records disposition, microfilming, vital records, Federal Register requirements, and administration of the Freedom of Information and Privacy Acts.

Indian Priority System (IPS) (\$60,000): The ADP operating costs (\$38,000) for the Indian Priority System have been transferred in the base to the ADP Services subactivity. The remaining funding (\$60,000) covers estimated FY 1987 costs for managing the Indian Priority System and is used to supplement the funds available to the Division of Program Development and Implementation in carrying out its responsibilities for program planning and budgeting. The IPS data system provides the mechanism for direct tribal government involvement in the setting of relative priorities for the local operating programs during each annual budget cycle.

2. Area Offices (\$12,984,000; FTE 464): The area offices operate as centers for procurement, property management, budgeting and fund control, finance and accounting, and personnel management for all installations under their jurisdiction, as well as all education installations within their area. These centers carry out the workload associated with all administrative authorities with the exception of limited authorities which have been redelegated to the agencies and schools.

Increase from FY 1988 Base:

(dollars in thousands)

<u>Program</u>	<u>FY 1988 Base</u>	<u>FY 1988 Estimate</u>	<u>Difference</u>
B. Administrative Services \$	27,876	28,788	+912
(FTE)	(665)	(684)	(+19)

Intra-Governmental Billings (\$+100,000): The FY 1988 program includes an increase of about \$100,000 to finance increased costs of the Departmental Assessments. The increase in Departmental billings is based on the actual FY 1986 assessment. The breakdown in the various categories is as follows (dollars in thousands):

	<u>FY 1988 Base</u>	<u>FY 1988 Estimate</u>	<u>Difference</u>
Postage	2,800	2,800	---
FTS-General	3,900	3,900	---
GSA-Telegraphic Services	120	120	---
Departmental Billings <u>a/</u>	435	535	+100
Total	7,255	7,355	+100

a/ Departmental billings are those charges by the Department for services provided to the Bureau by programs under the Office of the Secretary. The charges are computed by statistical proration or based upon actual usage. The services provided are: Storage and Shipping; Enforcement and Security Management; Medical and Health; Space Management; Printing; GAO Audit Index Hearings; General Services; EEO Branch of Investigation; Departmental Training; Minority Business Procurement and Policy; and Quarters Management Inventory System.

Central Office Staff -- Financial Management (\$+42,000; FTE 1): This proposed increase will be used for annualization of the FY 1987 expansion (\$123,000; FTE 3) in the Division of Program Development and Implementation, Office of Financial Management.

The functional areas of fund control and analysis will be strengthened to allow the office to monitor, evaluate and control funds and FTE which it allots and distributes to the Bureau field locations. The expansion capabilities in Fund Control Bureauwide and its ability to respond more adequately to control problems. This enhancement in fund control and program analysis will allow a higher degree of specialization and more efficient tracking and reporting.

Central Office Staff -- Administration (\$+150,000; FTE 5): Numerous internal (Bureau) and external (GAO and OIG) reviews over the past several years have pointed out deficiencies in the formulation, administration, and management of Bureau contracts and grants. A major reason for the deficiencies is the lack of sufficient staff within the Central Office's Division of Contract and Grant Administration to ensure compliance with applicable laws, regulations, and guidelines. The increase in FTE include 2 to handle contracts required by the Central Office and 3 to perform policy and oversight duties. Further, as contract/grant activities increase (over 50 percent of the Bureau's budget is currently expended through these instruments) the staffing shortfall will assume even greater significance.

In FY 1987, the Bureau signaled its commitment to improving the situation by embarking on a long range effort to provide up-to-date information to management through automation. However, this in-and-by itself is not sufficient. Additional personnel are needed to review and analyze the data so obtained, as well as contract/grant documents before they are issued; conduct post award contract/grant reviews; provide technical assistance to Area contract/grant and program official; participate in management reviews; and follow up to make sure identified deficiencies are corrected. This request will provide the staff and funds needed to accomplish the aforementioned tasks.

Management Reviews (\$+120,000; FTE 0): Analysis of numerous internal and external reviews along with information gathered through the A-123 process has indicated the need for coordinated, consolidated, on-site management reviews of area/agency administrative activities to assure applicable laws, regulations, guidelines, and procedures are efficiently and effectively followed. In the past several years, only one management review has been conducted due to limited travel funds. However, a coordinated approach designed to make the most efficient use of administrative staff and to minimize the time impact on area/agency staff is a fundamental management need.

In FY 1988 the Bureau will institute scheduled, consolidated, coordinated management reviews of area/agency administrative activities. The reviews will encompass all of the area/agency administrative functions, e.g., finance, contracting, personnel, property management functions, etc., and will be performed by a interdisciplinary team from the Central Office. Four areas and at least one agency within the area will be reviewed each year. (All Areas will be reviewed at least once every three years.) The results of the reviews will used to be advise the Assistant Secretary of strengths and weaknesses uncovered and will provide basic information from which plans to correct weaknesses and improve performance can be formulated and monitored.

Records Preservation and Management Program (\$+500,000; FTE -0-): 44 U.S.C. 3101-3107, 3301-3314 and the implementing regulations of the General Services Administration require that each agency head conduct a continuing program for the economical and efficient management of the agency's records. The Bureau is the original source of most Indian records. Since these are records directly affecting the lives of Indian people they are of utmost importance. Records have a permanent value in protecting the rights of both Indians and the Federal Government.

The need for a strong records management program is especially critical in the BIA where an unusually high percentage of the records have been appraised as having a permanent value. The National Archives and Records Service (NARS) estimated in its 1980 report on BIA documentation management that about 30% of BIA records have permanent value, compared to less than 5% in most other agencies.

The establishment of a viable documentation management program is needed immediately to prevent the possibility of unauthorized destruction of valuable permanent records and to ensure that the BIA does not lose complete control over its records. Additionally, the program is needed to bring the Bureau into compliance with applicable laws and Federal records management regulations. Major deficiencies in records preservation and management were noted in the 1969 and 1980 reports prepared by the NARS.

At the current time, the Bureau's headquarters files and records are established and maintained in a decentralized or network system wherein each organization is responsible for ensuring compliance with the NARS requirements as implemented by the Bureau in its 15 BIAM. The adequacy of this system has been challenged by both NARS and program officials. That is, they are concerned about BIA's ability to produce records of importance to its clientele. The system also hampers coordination of response to correspondence, especially Freedom of Information Act (FOIA) requests, because the identification, retrieval, or sorting of records established and maintained by the more than 70 separate file stations is not a feature of the network system.

This initiative provides for a three-step approach to remedy this deficiency.

- First, the 15 BIAM will be revised to update the records classification and disposition codes. This revision will be directed toward simplification of the system to obtain greater uniformity and consistency in its use, and it will encompass design features which permit automation. After updating the system, training will be developed and provided to Central Office users.
- Second, software will be obtained, adapted for Bureau use, tested, and installed to permit entry into the automated system of new files and records established. Under the centralized system proposed, this data entry will be the responsibility of the Files and Records Section, but program organizations will have direct ADP access to the records so that they can perform their responsibilities. Thus, if a program office is responding to an FOIA request, access to the system will permit retrieval of all records germane to the request no matter what other organization in the Central Office may have generated the file.
- Third, records and files established before the automated, centralized system is implemented will be entered into the system's data base, and hard-copy files will be appropriately retired to the Federal Records Center (FRC) or otherwise disposed of. This can be done either by contract or by use of additional in-house Bureau staff. As the volume of records and files now maintained at the Central Office is massive, it is proposed that this effort extend over a three-year period with 1/3 of existing records being entered into the data base each year.

The automated, centralized system will not obviate the requirement for a hard copy file document. The Bureau will continue to have hard copy documents to satisfy NARS and FRC needs for archive material and to be able to produce a signed and dated record for litigation or similar purposes. There will not have to be the number of copies now produced. Nor will the Central Office have to maintain the number of separate files now required. This will permit all

organizations in the Central Office to use their clerical staffs for the typing and secretarial responsibilities of their positions, not files creation and maintenance tasks. The Files and Records Section staff will be the only records management organization needed to carry out the Bureau's responsibility and comply with the NARS and FRC mandates.

Estimated funding requirements for this initiative will be as follows:

Description

I. Files System Revision

Development and printing of revised
15 BIAM covering new files
classification and disposition codes.

\$ 25,000

II. Automation of System

Software development.
Equipment acquisition-computer hardware and software.
Printing of user manuals for Central Office.
Training for CO staff on new automated system and
field staff on revised maintenance procedures.
Space -- estimated at 6 large rooms or 1,300 sq. ft.
to house computers and serve as C.O. records
maintenance area.
Equipment maintenance.

50,000
200,000
20,000
10,000
25,000
20,000

III. Data Base entry of existing records

Staff - estimated at 6 additional FTE
(1) Records Manager, GS-9
(2) Computer Technician, GS-7
(1) Research Clerk, GS-5
(1) File Clerk, GS-5
(2) File Clerks, GS-3 Temporaries
Travel -- on-site field visits during training,
implementation and record clean up/disposition.

120,000
20,000

TOTAL \$500,000

It is estimated that 6 FTE will be required to implement and maintain this program; however, the FTE requirement will be shown later in the budget process when FTE adjustments are made.

C. Safety Management

Authorization: Numerous authorities exist for the various safety programs operated by the Bureau. These include: Executive Order 12196 requiring Federal Agencies to comply with applicable sections of the Occupational Safety and Health Act (29 U.S.C. 1910), P.L. 89-554 (5 U.S.C. 7901); the Federal Employees' Compensation Act (5 U.S.C. 8101); P.L. 83-766 (40 U.S.C. 491), Federal Aid Highway Act (23 U.S.C. 402); the Snyder Act (25 U.S.C. 13); the Indian Self-Determination and Education Assistance Act (25 U.S.C. 450); and the Indian Education Act (25 U.S.C. 2005).

Objective: To provide a safe and healthful working environment for employees, to provide safe and healthful schools and dormitories for Indian children, and to assure an optimum level of safety for the visiting public through the management of an aggressive safety and health program which minimizes the loss of human and material resources due to accidents or illnesses.

Base Program (\$627,000; FTE 13): The Division of Safety Management develops and maintains a Bureauwide safety program which: (1) insures safe and healthful work locations; (2) provides technical guidance; (3) conducts research and provides engineering services on Bureau safety and health programs; (4) provides technical assistance to Indian tribes and contractors in the establishment and maintenance of safety and health programs; (5) eliminates hazards which may cause accidents (accidents prevention); (6) protects lives and physical well-being of Bureau employees and users of Bureau facilities; (7) promotes greater work efficiency by holding the number of accidents to a minimum; (8) insures lowest possible compensation costs; (9) protects Bureau property; and (10) promotes and insures high standards of physical fitness of workers on all jobs in the Bureau. The Division administers the Bureau motor vehicle program which includes accident investigation and expediting Tort Claims for the Solicitor's Office. It has final responsibility for drivers' licenses, defensive driving training and other training necessary to improve individual capability to meet Bureau, state and federal requirements. It is responsible for safety in the areas of water, transportation and transmission; safety in reservoir and dam area; and safety in handling of radiological materials. It is the technical advisor on safe handling and use of explosives, pesticides, herbicides, and toxic substances. It is also technical advisor regarding poison exposure.

The Safety Management employees administer programs which are required by, or established in response to, statutes or other Federal Agency mandates including Occupational Safety and Health Act, the Federal Employees Compensation Act, the Indian Highway Safety Program, and the Indian Education Act.

It develops and maintains a data base consisting of statistics on accident, injury, fire and property damage. This information is stored in the main computer and is used to develop trends, determine trouble areas, etc.

<u>Distribution:</u>	<u>Area Office</u>	<u>C.O.</u>	<u>Total</u>
\$000	163	464	627
(FTE)	(4)	(9)	(13)

In FY 1988 a Base transfer of \$200,000 was made to Safety Management from the Facilities Management subactivity to fund the Facility Safety Code Inspection Program implemented in accordance with 25 U.S.C. 2005.

Increase from FY 1988 Base:

(Dollars in thousands)

<u>Program</u>	<u>FY 1988 Base</u>	<u>FY 1988 Estimate</u>	<u>Difference</u>
c. Safety Management			
Area Offices	\$ 163	163	---
Central Office Staff	264	264	---
Fac. Safety Code Inspection	<u>200</u>	<u>254</u>	<u>+54</u>
	\$ 627	681	+54
	(FTE) (13)	(15)	(+2)

Facility Safety Code Inspection (\$+54,000; FTE 2): The provisions of 25 U.S.C. 2005 required a Bureau plan to accomplish compliance with safety and health codes for Bureau-owned schools and those operated under contract in accordance with P.L. 93-638. The foundation of the Bureau's plan, implemented in FY 1986, was a Safety Program which directed, on a continuous basis, an annual evaluation and monitoring inspections of each of these educational facilities. Further, as part of a court settlement (Dzilth-Na-O-Dithle School Board vs. Hodel), the Bureau committed itself to conducting continued inspections of school facilities, in accordance with 25 U.S. 2005, plus submitting an annual report to Congress identifying the Bureau's safety problems and corrective actions to be taken.

The absence of a full time safety inspector at two of the Bureau's Area offices that encompass large numbers of school facilities will be detrimental to the effective reviews of school facilities and whether they are in compliance with applicable codes. Accordingly, with the proposed funding the Bureau will hire two additional safety inspectors to place in the two Areas without onsite coverage. These two safety inspectors will work in connection with the national code inspection program to identify, on a continuous basis, any code violations and make specific recommendations concerning abatement.

D. Improve Financial Accounting System

Objective: To continue short-term improvements to correct internal control weaknesses and maintain the current operating system concurrently while developing and designing other long-term system upgrades.

Base Program (\$500,000; FTE 0): The Bureau has continued to work on interim maintenance and short-term improvements to its existing Financial Management System pending the completion of the Financial Integration Review for Management (FIRM) study which is being conducted by the Department of the Interior.

The Bureau will continue to make improvements to strengthen the financial accounting system controls. The system maintenance of short-term enhancements which will be implemented in FY 1987 will continue until the standard Department-wide financial accounting system is in place. In preparation for the planned Departmental system operating environment, the Bureau plans to centralize all administrative accounting operations in FY 1987, as well as participate in the design and development of the Departmental system. Automated system data input for initial obligation transactions have been de-centralized to the local/agency office origin level. Continuing intensive training and quality control reviews are necessary to maintain the system discipline input to assure the integrity of financial data.

E. Payroll/Personnel System (PAY/PERS)

Objective: To provide the Bureau with efficient payroll and personnel processing services through a Memorandum of Understanding (MOU) with the Bureau of Reclamation.

Base Program (\$974,000): The funds (\$974,000) formerly budgeted under the ADP Services subactivity for the ADP operating systems costs of PAY/PERS operated by the Bureau of Reclamation have been transferred in the base to this subactivity.

Increase from FY 1988 Base:

(Dollars in Thousands)

<u>Program</u>	<u>FY 1988 Base</u>	<u>FY 1988 Estimate</u>	<u>Difference</u>
E. Payroll/Personnel Services	\$ 974	2,261	+1,287

The increase requested is required to fully fund the PAY/PERS system in FY 1988 based on the estimated cost submitted by the Bureau of Reclamation.

Object Class Distribution - Management and Administration Subactivity

	<u>FTE</u>	<u>Amount</u>
Total Personnel Compensation (FTE).....	+11	\$ 425,000
Personnel Benefits.....		43,000
Travel and Transportation of Persons.....		70,000
Transportation of Things.....		20,000
Printing and Reproduction.....		180,000
Other Services.....		1,159,000
Supplies and Materials.....		298,000
Rent, Communications and Utilities.....		45,000
Equipment.....		<u>200,000</u>
	TOTAL	<u>\$+2,440,000</u>

Justification of Program and Performance

Activity: General Administration
Subactivity: Automatic Data Processing Services

(Dollar amounts in Thousands)

<u>Program Elements</u>		FY 1987 Pres.	FY	FY	Inc. (+)	Inc. (+)
		Budget	1988	1988	Dec. (-)	Dec. (-)
		<u>As Amended</u>	<u>Base</u>	<u>Estimate</u>	<u>From 87</u>	<u>From Base</u>
A. Central	\$	3,269	3,269	5,644	+2,375	+2,375
Management	(FTE)	(91)	(91)	(104)	(+13)	(+13)
B. Central Management	\$	5,923	5,923	7,350	+1,427	+1,427
System Support	(FTE)	(--)	(--)	(--)	(--)	(--)
C. Decentralized	\$	2,631	2,631	1,833	-798	-798
System Support	(FTE)	(40)	(40)	(40)	(--)	(--)
D. Bureau Mission	\$	4,678	3,704	-0-	-4,678	-3,704
System Support	(FTE)	(--)	(--)	(--)	(--)	(--)
E. Small Computer	\$	300	300	-0-	-300	-300
Pilot Projects	(FTE)	(--)	(--)	(--)	(--)	(--)
F. Equipment	\$	850	850	500	-350	-350
Acquisition	(FTE)	(--)	(--)	(--)	(--)	(--)
G. Software Develop-	\$	-0-	-0-	700	+700	+700
ment & Training	(FTE)	(--)	(--)	(--)	(--)	(--)
H. Hardware Require-						
ments Analysis	\$	-0-	-0-	500	+500	+500
Task Force	(FTE)	(--)	(--)	(--)	(--)	(--)
I. Systems Improve-						
ments Initia-	\$	-0-	-0-	1,500	+1,500	+1,500
tives	(FTE)	(--)	(--)	(--)	(--)	(--)
Total Requirements	\$	17,651	16,677*	18,027	+376	+1,350
	(FTE)	(131)	(131)	(144)	(+13)	(+13)

* Includes base transfer of \$974,000 to new program element "Payroll and Personnel System (PAY/PERS)," described under Management and Administration Subactivity of this activity.

Authorization: 25 U.S.C. (The Snyder Act of November 2, 1921).

Objective: To operate a viable, computer-oriented data processing function in support of the Bureau's programs, organizations, and administrative systems.

Base Program (\$16,677,000; FTE 131): The base for the Bureau's automatic data processing services for FY 1987 follows the same structure as that used in FY 1986. The amounts appropriated for direct ADP costs and transfers from other programs have been spread among three categories: Central Management, Central Management System Support, and Decentralized System Support.

A. Central Management (\$3,269,000; FTE 91): This amount will be allocated for the costs of the central office staff (Washington, D.C. only) and for the National Technical Support Center (NTSC), formerly named the National Computer Center (NCC), in Albuquerque, New Mexico. The central office provides national program direction through the Office of the Director, Policy and Planning Staff, and the ADP Central Management Division. The NTSC, the principal Bureau computer center, provides services of computer operation, production control, and telecommunications management. Both offices incur salaries, benefits, travel, communications, and office expenses.

B. Central Management System Support (\$5,923,000; FTE 0): This amount will be allocated mainly for the costs of these central lifeblood ADP systems: Area and Agency Distributed Interchange Executive (AADIX) and Martin-Marietta Data Systems (MMDS) network accessed via GSA's Teleprocessing Services Program (TSP). AADIX costs are attributed to Amdahl and Burroughs computers (and maintenance), Racal-Milgo modems (leased equipment and maintenance), and AT&T telecommunications lines (line usage charges). MMDS (TSP) will provide computer teleprocessing to support Bureau users nationwide. In addition, Central Management System Support funding is planned for data preparation (keystroke transcription), NTSC hardware maintenance and software lease, and software development by "Buy Indian" contractors.

C. Decentralized System Support (\$2,631,000; FTE 40): This amount will be allocated for the ADP Services costs of salary, benefits, travel, training, telecommunications, and office expenses of the six Information Management Centers (IMC's), which provide data processing support to 12 Area Offices.

D. Bureau Mission System Support (\$3,704,000; FTE 0): This amount will fund systems operated by two organizations which carry out Bureau mission programs and were formerly funded under Bureau Mission System Support: the Offices of Indian Services and Trust Responsibilities. The base amount includes a base transfer of \$1,012,000 of ADP operations funding formerly requested under Management and Administration for Financial Management Systems.

Funding for the Office of Indian Service's ADP systems (Social Services, Law Enforcement, Tribal Government Services, Financial Assistance, Judicial, and Self-Determination) will cover computer processing at the Bureau of Mines (BOM), including telecommunications terminals and line usage, data preparation, and software development contracting. Expenditures for the Office of Trust Responsibilities will fund purchased and leased equipment and data processing services provided commercially and from state and Federal agencies, which support the functions of land record information for real estate services, bridge and road design, appraisals and statute research, and investment analysis.

Funding for Bureau payroll/personnel system, PAY/PERS, formerly was also funded under Bureau Mission System Support, is now described and funded as indicated under the Management and Administration Subactivity of the General Administration Activity.

E. Small Computer Pilot Projects (\$300,000; FTE 0): Justification for this element is in the Increase/Decrease section of this Budget Estimate.

F. Equipment Acquisition (\$850,000; FTE 0): Justification for this element is in the Increase/Decrease section of this Budget Estimate.

Overall BIA ADP Program

The Office of Data Systems (ODS) was established within the Bureau in October 1983 by Secretarial Order No. 3098, dated October 24, 1983, as directed in the FY 1984 House Appropriations report language, to direct the Bureau's ADP program. This office is charged with restructuring the Bureau's resources to meet the requirements for ADP services and to respond to the directives and guidance of the Congress and the Department to correct identified deficiencies in ADP management throughout the Bureau.

As staffing continues to bring the office up to its authorized FTE level, steps are being taken to permit the selective, controlled introduction of microcomputers and ensure cost avoidance through cancellation of existing leases, return of unneeded equipment and supplies, and the conversion of leases to purchases where cost-effective. Lease cancellation of excess equipment and lease-to-purchase conversion of AADIX hardware yielded a FY 1985 cost avoidance of \$2.4 million and yielded over \$3 million in FY 1986. Introduction of an owned Amdahl computer will save over \$3 million annually. These savings will be used to supplement systems operations and development costs in FY 1988.

Among the programs or systems supported by the Office of Data Systems are social services (welfare checks), individual Indian monies (payments to beneficiaries of trust funds), forestry (timber sales receipts), land records, real and personal property, irrigation (water user charge receipts), finance/accounting, personnel, and payroll.

The policies, standards, and management direction for the Bureau's ADP services come from the ODS in Washington, D.C. The operation and maintenance of existing data systems for areas, agencies, and tribes is provided primarily through the National Technical Support Center (NTSC) in Albuquerque and the six Information Management Centers (IMC's), which are located in Aberdeen, Albuquerque, Anadarko, Billings, Phoenix and Portland. Collocation of the Albuquerque IMC with the NTSC and the support center in Juneau with the IMC in Portland eliminated one entire minicomputer. Standardized hardware and operating systems, a new computer usage accounting system, and technical consultant support improved each IMC.

Technical assistance in, and administrative control of, Bureau computer information, technology, and hardware support is accomplished through ODS. This organization directs the implementation and operation of a cost-effective, modern information resources capability within the Bureau, and it will be the basis for institutionalizing the operations of the teleprocessing system, serviced under contract with Martin-Marietta Data Systems, and the social service system operated on the Bureau Amdahl computer. Enhanced information resources include a Bureau Property System, Financial Accounting and Documentation System, an access switch to the BOM computer, and continuing development of a nationwide Oil and Gas Royalty Distribution System.

The Director of ODS continues need assessment reviews with each program and area director to measure the priorities and scope of ADP services currently being provided from all sources and to direct a user-oriented, cost-effective program of ADP services throughout the Bureau. Management improvement plans and standard procedures and forms for requests for data services, project planning, and programming requests have been established.

The Bureau believes the organization and management strategies being implemented are the best ways to resolve specific issues and to correct the many ADP problems which have developed in the past decade. The Bureau will continue to provide reports to the Appropriations Committees on the progress of our ADP services

program. The Bureau will also report to the Committees on indirect ADP expenditures (those costs covered through Bureau contracts) so that the total cost of the ADP program is available for review.

As plans evolve in FY 1987 and economies are realized, some readjustments may be necessary. A subdivision of ADP costs for FY 1988 based on an anticipated total funding level of \$18,027,000 is as follows:

<u>ADP Category</u>	<u>FY 1988 Costs</u>
A. Central Management.....	\$5,644,000
B. Central Management System Support.....	7,350,000
AADIX.....	\$ 3,400,000
MMDS (TSP).....	1,200,000
Data Preparation.....	200,000
Telecommunications.....	1,250,000
"Buy Indian" Contractors.....	1,300,000
C. Decentralized System Support.....	1,833,000
Area Office ADP and IMC's.....	\$ 1,833,000
F. Equipment Acquisition.....	500,000
G. Software Development and Training.....	700,000
H. Hardware Requirements Analysis Task Force.....	500,000
I. Systems Improvement Initiatives.....	1,500,000
 Total Estimated FY 1988 Cost (Direct).....	 <u>\$18,027,000</u>

Increase/Decrease from FY 1988 Base:

(dollar amounts in thousands)

<u>Program</u>	FY 1988 <u>Base</u>	FY 1988 <u>Estimate</u>	<u>Difference</u>
A. Central Management	\$ 3,269	5,644	+2,375
B. Central Management System Support	5,923	7,350	+1,427
C. Decentralized System Support	2,631	1,833	-798
D. Bureau Mission System Support	3,704	-0-	-3,704
E. Small Computer Pilot Projects	300	-0-	-300
F. Equipment Acquisition	850	500	-350
G. Software Development & Training	-0-	700	+700
H. Hardware Requirements Analysis	-0-	500	+500
I. Systems Improvements Initiatives	-0-	1,500	+1,500

A. Central Management (+\$2,375,000; FTE 13): This increase is needed to fully fund the ODS central office staff costs which include the salary and benefits, office expenses, and travel of the 13 additional FTE requested. These staff and costs are necessary to support an increased level of user assistance, orientation, and training for an increasing number of computer users at the agency level as computer use continues to decentralize. It is also needed to provide funding for the Office of Indian Service's ADP systems: Social Services, Law Enforcement (redesigned and programmed), Tribal Government Services, Financial Assistance; Judicial and Self-Determination; to cover Indian Service's computer processing telecommunications line usage, and software development contracting that was previously described in former budgets under the Bureau Mission System Support category.

- B. Central Management System Support (+\$1,427,000; FTE 0): ODS anticipates an increase in the cost of Central Management System Support due to the increase of inhouse processing of workloads formerly processed at the Bureau of Mines and Martin-Marietta Data Systems. An expansion of the nationwide telecommunications network and higher commercial telecommunication tariffs also generate higher costs.
- C. Decentralized System Support (-\$798,000; FTE 0): ODS anticipates a reduction in the cost of Decentralized System Support due to the cost avoidance of \$798,000 which is no longer necessary for software technical consultants whose work will be taken over by computer center personnel.
- D. Bureau Mission System Support (-\$3,704,000; FTE 0): This category is no longer being used to separately describe functions now being funded under A., Central Management, and B., Central Management System Support, above.
- E. Small Computer Pilot Projects (-\$300,000; FTE 0): ODS anticipates a reduction of \$300,000 due to completion in FY 1987 of plans to create small computer pilot projects for individual offices at different organizational levels in the Bureau.
- F. Equipment Acquisition (-\$350,000; FTE 0): ODS anticipates a reduction of \$350,000 due to limitation of acquisition plans to procure only \$500,000 in ADP systems equipment for the Indian Integrated Resource Information Program (IIRIP). These funds for IIRIP, a program which is described and funded as indicated under the Natural Resources, General section, will permit acquisition of Geographic Information System (GIS) microcomputers to be located at agency offices for natural resources planning and management.
- G. Software Development and Training (+\$700,000; FTE 0): ODS intends to improve the Integrated Records Management System (IRMS) with redesign and programming for Data Base Management System (DBMS) access, efficient screen handling, and standardized data elements for nationwide uniformity; to redesign the Social Services System (SSS) (for the Indian Services program) for greater efficiency and easier use; and to conduct end-user training in a variety of systems with increasing new user involvement: IRMS, SSS, Time and Attendance, among others.
- H. Hardware Requirements Analysis Task Force (+\$500,000; FTE 0): ODS will initiate study and model Bureau-wide user workload requirements to prepare for the competitive procurement of the next generation of the AADIX system expected in FY 1989. The tasks necessary to permit rational planning and implementation of an upgraded hardware network will involve data collection, travel, workload simulation software development, benchmark computer usage, and contracted analysis support.
- I. Systems Improvement Initiatives(+ \$1,500,000; FTE 0): ODS intends to perform under contract Bureau-wide Internal Control Reviews of major and selected minor applications systems to prevent waste, fraud, and abuse in accordance with OMB Circular A-123. Further, ODS intends to contract for computer performance studies which will be aimed at enhancing current applications. Since most applications systems will have reached the end of their Life Cycle, a major initiative must be undertaken to standardize data, modernize application systems to improve performance and take advantage of fourth generation software. In an effort to provide "user-friendly" systems, a study will be conducted to review Data Base Management Systems software in light of Bureau requirements to determine the most suitable interactive product for the BIA. A telecommunications traffic management study will be conducted to provide more comprehensive service at optimal cost benefit.

Object Class Distribution - ADP Services

	<u>FTE</u>	<u>Amount</u>
Personnel.....	13	\$ 494,000
Personnel Benefits.....		49,000
Travel & Transportation of Persons.....		100,000
Supplies & Materials.....		232,000
Other Services.....		75,000
Equipment.....		400,000
	Total	<u><u>\$+1,350,000</u></u>

Justification of Program and Performance

Activity: General Administration
 Subactivity: Employee Compensation Payments

Program Elements	(Dollar amounts in thousands)				
	FY 1987 Pres. Budget As Amend.	FY 1988 Base	FY 1988 Estimate	Inc. (+) Dec. (-) From 1987	Inc. (+) Dec. (-) From Base
A. Employee Compensation Payments	\$ 5,551	6,004	6,004	+453	---
B. Office of Workers Compensation Prog. (OWCP) Chargeback	\$ 72	72	---	-72	-72
C. Unemployment Compensation	\$ 1,915	1,915	1,915	---	---
Total Requirement	\$ 7,538	7,991	7,919	+381	-72

A. Employee Compensation Payments

Authorization: 5 U.S.C. et. seq. 39 Stat. 742. The Federal Employees' Compensation Act of September 7, 1916, as amended, provides compensation for disability or death and full medical care for civilian officers and employees of the U.S. Government who suffer injuries or occupational illnesses in the performance of their duties.

Objective: To provide for repayments of expenses to the Federal Employees' Compensation Fund.

Base Program (\$6,004,000): The base program funding provides reimbursement to the Department of Labor for expenses of the Employees' Compensation Fund incurred during the 1985-86 expense period.

B. Office of Workers Compensation Program Chargeback System

Decrease from FY 1988 Base:

Program	(dollar amounts in thousands)		
	FY 1988 Base	FY 1988 Estimate	Difference
B. Office of Workers Compensation Program	-72	---	-72

The proposed decrease of \$72,000 was a one-time funding requirement in FY 1987 to establish a chargeback system linking the Department of Labor billings to the specific Bureau organization where the accident/illness occurred.

C. Unemployment Compensation

Authorization: P.L. 96-499. The Omnibus Reconciliation Act of 1980 requires that each Federal agency pay the cost of regular and extended benefits paid to its former employees by State employment security agencies for Federal service performed after December 31, 1980, and deposit such payments quarterly into the Federal Employee Compensation account in the U.S. Treasury.

Objective: To provide repayment of unemployment compensation charges to the Department of Labor.

Base Program (\$1,915,000): The funding provides reimbursement for unemployment compensation payments to former Federal employees who are eligible for compensation benefits if affected by reduction in force, expiration of temporary appointment, or resignation due to permanent change in station.

Object Class Distribution - OWCP

	Amounts
Other Services.....	<u>\$-72,000</u>

Justification of Program and Performance

Activity:		General Administration				
Subactivity:		Program Management				
		(Dollar amounts in thousands)				
Program Elements		FY 1987	FY	FY	Inc. (+)	Inc. (+)
		Pres. Budget	1988	1988	Dec. (-)	Dec. (-)
		As Amend.	Base	Estimate	From 1987	From Base
A. Construction	\$	4,066	4,250	4,250	+184	---
Management	(FTE)	(87)	(87)	(87)	(---)	(---)
B. Education	\$	2,082	2,082	2,082	---	---
Program Mgmt.	(FTE)	(37)	(37)	(37)	(---)	(---)
Total	\$	6,148	6,332	6,332	+184	---
Requirements	(FTE)	(114)	(124)	(124)	(+10)	(---)

A. Construction Management

Authorization: 25 U.S.C. 13 (The Snyder Act of November 2, 1921).

Objective: To provide for the management of a program to operate, maintain, plan, design, construct, repair, and equip facilities; to provide supervision and management of the Facilities Management - Facilities Operation and Maintenance and the Construction - Buildings and Utilities Programs.

Base Program (\$4,250,000; FTE 87): The base program provides funding and FTE for providing policy and guidance for the facilities management portion of the Justification and for executing the construction - Buildings and Utilities portion of this Justification. These responsibilities require funding for personal services, including merit pay and other awards, equipment, travel management and accountability systems and general logistical needs.

The Office of Facilities Management provides support to the Deputy Assistant Secretary - Indian Affairs (Operations) for the Bureau programs which provide overall program direction, architectural, engineering, contracting, construction management, equipping and other technical services related to the operation and maintenance of facilities, construction of new facilities and the repair and improvement of existing facilities. The Office coordinates the Bureau's programs for major rehabilitation, alteration, improvement, repair, operation and maintenance of existing buildings, utilities, grounds and other facilities. The Office provides technical services to tribes on design and construction and provides design, construction and technical assistance on interdepartmental agreements. The Office develops and recommends the Bureau's basic policies, objectives, procedures, guidelines and technical instructions for these functions. The Office also develops, operates and maintains management information systems for the Construction (Buildings and Utilities) and Facilities Management (Operation and Maintenance) programs.

Facilities Management Services: The Facilities Management Services function within the Office of Facilities Management provides coordination of the Bureau's facilities management operation and maintenance responsibilities, develops program policy recommendations for line management, provides contract guidance, evaluates performance of field facilities personnel and deals with other Federal agencies regarding facilities-related matters. The services ensure adherence to policies by Facility Managers at the Area, and Agency levels. The 10 FTE provided for this management function include engineers and technical and clerical support personnel.

Construction Management: The New Construction and Facilities Improvement and Repair Programs require services to identify and plan projects; to construct, inspect and equip projects; and to contract with firms for design, design review, construction, and construction supervision. The Construction Management function provides for management and review of all phases of the process. In FY 1988, an increased workload is expected due to the increased funding in the Construction - Buildings and Utilities portion of this justification. The 67 FTE provided for Construction Management includes architects, engineers, computer systems analysts, contract specialists, technical personnel, management and clerical support.

B. Education Program Management

Authorization: 25 U.S.C. 2008-2325, the Education Amendments of 1978 (P.L. 95-561), provide for line authority administration of all Indian Education Programs by the Office of Indian Education Programs (OIEP). The law also mandates responsibility for direct formula funding to Bureau elementary and secondary schools and emphasizes local decision-making for Indian School Boards.

Objectives: To provide Bureau-level direction and control by establishing or revising education policies and/or procedures that will result in the provision of a comprehensive and quality education program meeting specialized learning needs of federally-recognized Indian students not attending public or sectarian schools. These needs include bilingual/bicultural education; residential care programs with developmental guidance; fiscal resources for the operation of elementary, secondary and postsecondary school programs/services, either directly by the Bureau or by tribal contract; programs for exceptional students; and Chapter I remedial programs. OIEP also provides direction for: (1) activities for adults through the Adult Education Program; (2) Tribally Controlled Community Colleges and the three Post-Secondary institutions; and (3) Scholarship Programs for both graduate and undergraduate Indian students.

Base Program (\$2,082,000; FTE 37): The Director, Office of Indian Education Programs, provides line direction for all OIEP programs and systems through field line offices and through central office staff. Authorities and responsibilities of the Director, OIEP, include policy analysis, budget formulation and implementation; management systems development, implementation, and evaluation; program planning, oversight, and evaluation; allocation and expenditure of appropriated and flow-through funds; and personnel management of education staff at all levels of the organization.

The Director, OIEP exercises line authority and control over field office education locations which, in turn, supervise Bureau off-reservation residential schools, peripheral dormitories housing Indian students attending public schools, local

on-reservation day and boarding schools, and three Bureau post-secondary institutions. The Director, OIEP, is assisted by a Deputy Director, three Assistant Directors, and program support staff at the central office level.

Justification of Program and Performance

Activity: General Administration
 Subactivity: Consolidated Training Program

<u>Program Element</u>	(Dollar amounts in thousands)				
	FY 1987 Pres. Budget As Amend.	FY 1988 Base	FY 1988 Estimate	Inc. (+) Dec. (-) From 1987	Inc. (+) Dec. (-) From Base
Consolidated Training Program	\$ 1,350 (FTE) (---)	1,350 (---)	3,000 (+6)	+1,650 (+6)	+1,650 (+6)
Total Requirements	\$ 1,350 (FTE) (---)	1,350 (---)	3,000 (+6)	+1,650 (+6)	+1,650 (+6)

Authorization: 25 U.S.C. 13 (The Snyder Act of November 2, 1921) and P.L. 85-507, July 7, 1958, Government Employees Training Act.

Objective: To provide a centrally controlled training program to comply with legal and regulatory requirements unique to the Bureau of Indian Affairs. To train and qualify Bureau employees, and specifically Indians, to plan and operate Bureau programs.

Base program (\$1,350,000): Many Bureau people are reaching the age of, or getting close to, retirement. A substantial number of these are non-Indians in highly specialized areas and the Bureau does not have Indians prepared to step in and take their place.

In building the Indian staff within BIA, management is concerned that the people selected for professional and technical positions are no less educated and trained than those found in the rest of society in similar jobs. Because the Federal personnel standards generally do not require college education for many jobs in the Federal government, and there are further special employment requirements within the Bureau, many of the BIA employees in the past have been hired having what the management now considers less than acceptable educational backgrounds. Therefore, the Bureau must take special efforts to recruit for Indian people who are graduating from accredited colleges and universities. The Bureau will also encourage those in-service employees displaying the required aptitude and ability to take college level courses so they will understand the broader context of technology, conflicting forces of economics, social pressures and physical dimensions of almost any given decision that will impact on the Indian clientele.

A general review of the various problems of the Bureau derived from audit reports and managerial reviews, which in general deal with actions of Bureau employees, quickly leads to the conclusion that many of its employees require substantially more training in order to perform their jobs effectively and efficiently. In those instances when employees have received adequate technical training, they are ready to perform at a higher level in the organization and can be developed in broader administrative and managerial skills in order to take on increased responsibilities beyond their current technical specializations.

The Bureau's Consolidated Training Program provides both in-service training and formal education opportunities for Indians who seek successful careers with the Bureau. The Bureau needs to recruit highly skilled people that can serve as realty officers; specialists in the areas of grazing, land conservation, hydrology, fish and wildlife; royalty accountants; fish biologists, etc. It needs to upgrade employee skills in public administration, government accounting, and management science. There is a need for people skilled to work with the tribes in the areas of public administration, government operations, constitution and ordinance development, law enforcement, taxation, etc.

The formal education approach has been successfully implemented by other Federal agencies which, like the Bureau, have special and immediate requirements to train and educate a large number of people. The Bureau strongly supports the concept that academic institutions provide an excellent source of training. In addition, once they have developed a curriculum of study, they can continue to provide and update these courses routinely without new start-up costs each year.

The Bureau has done some preliminary analyses of the likely attrition rate of its personnel over the next several years in the shortage categories (see chart). Results of the occupational needs survey show attrition of 601 employees in those hard to fill occupational groups over the next five years. Of this same group, 436 employees or 72.5 percent of the total estimated attrition are eligible to retire during the next five years. The Bureau clearly will have to move very rapidly to recruit and train people to fill all of the vacancies likely to occur. Given the interchange of personnel existing between the Bureau and the tribes, it should be kept in mind that very often when the Bureau trains its people, these people move on to the tribes and become their employees. The Bureau considers this to be a sound investment of the Government's resources since ultimately the Bureau's mission is being accomplished by benefits the tribes receive from the services of these trained employees.

The training program is centrally managed at the headquarters level. Training requirements will be identified, justified, and approved by Central Office management in terms of carrying out Bureau-wide training needs.

The Bureau proposes to continue down the path of acquiring more highly qualified employees through the use of several programs:

Recruitment Program (\$25,000): Funding allows an intensified and increased program for senior managers to go to colleges and universities to recruit graduate students, with a special emphasis on Indian students, to come into Indian service. Funds will be used for travel costs.

Cooperative Education Program (\$125,000): The Cooperative Education Program will serve the Bureau by providing academic training in technical and professional fields to individuals, thereby qualifying them to enter the Federal service in technical or professional occupations. It will provide the Bureau with Indian professionals prepared by work experience in positions with career potential within the Bureau. This has proven to be an excellent recruitment source for the Bureau. Each participant is allowed to work 13 weeks a year for the Bureau and becomes eligible to enter the entry level development program.

Funding will cover travel/per diem, formal training costs, and partial salary costs of trainees during the 13-week work period with the Bureau.

Entry Level Development Program (\$480,000): The program design calls for the establishment of developmental positions with duty stations at various locations which afford a complete work experience in the occupational need area. Each entry level trainee will be under the supervision of a full performance journeyman who provides the developmental assignments and direction to the trainees. Program participants who meet the Federal qualification standards will be competitively selected at the GS-5/7 entry levels. They will be provided with training plans and assisted by the journeyman supervisor from entry level to the full performance GS-9/11 grade levels.

Funding covers travel/per diem and formal training costs.

In-Service Training and Orientation Program (\$370,000): An integral part of the in-service training will be an intensive orientation for Bureau staff in tribal self-determination as national Indian policy as well as the crucial role of the Bureau staff in working with tribes to achieve the objectives of this policy. The orientation will emphasize the significant role of Bureau staff in encouraging and supporting tribes as they assume an ever increasing role in the development and implementation of programs for Indians.

The in-service training program also improves the technical skills of employees, primarily in shortage category positions. This training is needed to improve the effectiveness and efficiency of these employees. Principally, training will include contracting officers for warranting at the 1-4 Levels, lower graded contract specialists for warranting purposes, trust fund management, realty management, and agency superintendents orientation at Central Office for three weeks each year.

Funding covers travel/per diem and training costs.

Executive Management Development Program (\$350,000): The Executive Management Development Program (EMDP) is a program designed to enhance specific competencies of potential and incumbent Bureau managers. It is specifically designed to (1) identify and evaluate the most capable candidates for managerial and executive positions; (2) develop incumbent managers/executives; and (3) place managerial/executive personnel effectively. Included in this component is the Departmental Management Development Program (DMDP).

Funding covers travel/per diem and training costs.

Increase from FY 1987 Base:

<u>Program Element</u>	<u>(dollar amounts in thousands)</u>		
	<u>FY 1988 Base</u>	<u>FY 1988 Estimate</u>	<u>Difference</u>
Consolidated Training Program \$	1,350	3,000	+1,650

The budget request will enable expansion of the Consolidated Training Program to include more trainees, and will be used to cover costs of travel and per diem,

and formal and on-the-job training for the additional participants. Estimated costs by training program will be:

<u>Program</u>	<u>Est. Cost</u>
Entry Level Development	\$300,000
Executive Management	356,000
Cooperative Education	354,000
In-Service Training/Orientation	420,000

The Bureau will use computer technology extensively in monitoring and tracking needs and accomplishments. Specifically, tracking systems will be implemented to identify entry level occupational groups; supervisory and managerial training-- DMDP, EMDP, skills bank file; selected cooperative education program data; and Bureau-wide training priorities, to include an accounting system for the centralized distribution of training funds. In-service training/orientation program funds will be used to cover these costs.

The balance of the requested funding, \$220,000 will be used to provide staff support to the Consolidated Training Program. Six FTE will be required initially to provide Bureau-wide support to this program, consisting of 4 employee development specialists and 2 employee development clerks.

Object Class Distribution - Consolidated Training Program Subactivity

	<u>FTE</u>	<u>Amount</u>
Total Personnel Compensation (FTE).....	6	\$ +180,000
Personnel Benefits		+18,000
Travel and Transportation of Persons		+360,000
Transportation of Things		+80,000
Other Services		+997,000
Supplies and Materials		+15,000
		<u>\$+1,650,000</u>

The following grid of occupational groups reflects a professional estimate of the number of employees the Bureau will lose both to normal attrition and to retirements in the listed shortage occupations. It does not represent the total Bureau employee retirements or losses due to attrition.

<u>OCCUPATIONAL AREA</u>	<u>Occupational Needs Survey Results</u>			Number of Employees Eligible to Retire over Next 5 years
	Present	Next 5 years	Total	
Realty Specialist, GS-1170-5/7	31	42	73	49
Forester GS-460-5/7	16	24	40	38
Tribal Government Specialist, Tribal Operations Specialist, GS-301-5/7	5	18	23	23
Personnel Management Specialist, GS-201-5/7	9	20	29	17
Range Conservationist, Range Technician, GS-510-5/7	18	16	34	15
Housing Development Specialist, GS-1101-5/7	4	12	16	9
Administrative Officer/Assistant, GS-341-5/7	11	25	36	17
Contract Specialist, GS-1102-5/7	10	29	39	20
Accountant, GS-510-5/7	5	15	20	7
Budget Analyst, GS-560-5/7	4	11	15	5
Conveyances Examiner (Legal Instruments), GS-963-4/5/6	12	24	36	6
Safety Specialist, GS-018-5/7	2	5	7	5
Tribal Enrollment Specialist, GS-301-5/7	2	1	3	4
General Engineer (Petroleum), GS-801-5/7	2	5	7	0
Mechanical Engineer, GS-830-5/7	3	9	12	0
Soil Scientist, GS-470-5/7	8	10	18	4
Soil Conservationist, GS-457-5/7	10	20	30	17
Electrical Engineer, GS-850-5/7	2	6	8	0
Civil Engineer, GS-810-5/7	16	32	48	68

OCCUPATIONAL AREAOccupational Needs Survey Results

	<u>Occupational Needs Survey Results</u>			<u>Number of Employees Eligible to Retire over Next 5 years</u>
	<u>Present</u>	<u>Next 5 years</u>	<u>Total</u>	
Agricultural Engineer, GS-890-5/7	6	0	6	0
Biologist, GS-401-5/7	4	0	4	1
Criminal Investigator, GS-1811-5/7	13	21	34	3
Loan Specialist (General), GS-1165-7/9/11	1	3	4	9
Appraiser, GS-1171-9/11	1	2	3	21
Geologist (Minerals), GS-1350-5/7	1	1	2	0
Engineering Technician, GS-802-5/6/7	1	5	6	66
Engineering Draftsman, GS-818-5/6/7/8/9	0	4	4	0
Property Management Specialist, GS-1101-5/7	1	2	3	4
Supply Systems Technician, GS-2003-5/7	1	0	1	10
Oil and Gas Specialist, GS-1170-5/7	1	6	8	0
Credit & Economic Development Specialist, GS-5/7/9/11	4	4	8	3
Computer Specialist, GS-334-5/7/9/11	14	0	14	9
Procurement Clerk, GS-1106-3/4/5	2	6	8	0
Self-Determination Specialist, GS-301-5/7/9/11	1	0	1	6
Range Technician, GS-455-5/6/7	1	0	1	0
Total	222	378	601	436

Justification of Program and Performance

Activity: Tribe/Agency Operations

<u>Program Elements</u>	FY 1987 Pres. Request	(dollar amounts in thousands)			
		FY 1988 Base	FY 1988 Estimate	Inc. (+) Dec. (-) From 1987	Inc. (+) Dec. (-) From Base
General Operations	\$ 183,961 (FTE) (1,432)	183,961 (1,432)	184,209 (1,349)	+248 (-83)	+248 (-83)
Trust Operations	\$ 93,665 (FTE) (1,785)	90,338 (1,734)	90,442 (1,734)	-3,223 (-51)	+104 (---)
Management Operations	\$ 17,462 (FTE) (496)	17,462 (496)	17,462 (496)	--- (---)	--- (---)
New Tribes Funding	\$ --- (FTE) (---)	900 (---)	900 (---)	+900 (---)	--- (---)
Undistributed Priority Increase	\$ ---	---	8,345	+8,345	+8,345
Total Requirements	\$ 295,088 (FTE) (3,713)	292,661 (3,662)	301,358 (3,579)	+6,270 (-134)	+8,697 (-83)

Base Program (\$292,661,000; FTE 3,662): In 1988 all funding for tribe/agency operations which are included in the base funding under the Indian Priority System (IPS) will be justified under one budget activity rather than under each separate activity and subactivity contained in this Appropriation. This allows the Bureau to display and justify in total all funding which supports stable and continuing programs that are subject to local tribal priorities rather than programmatic and national priorities. It also provides a vehicle for funding consolidated (block) grants/contracts/agreements requested by tribes pursuant to P.L. 93-638.

The funds requested to support the Tribe/Agency Operations activity are grouped under three categories supporting three major roles and responsibilities which are inherent in the Bureau's mission.

1. General Operations--to provide services to Indians as a surrogate for those tribes who have neither the resources nor governmental capabilities to carry out such governmental services.
2. Trust Operations--to carry out the trust responsibilities which the Federal Government has identified for itself; of protecting and developing Indian owned natural resources; and managing the income derived from these resources.
3. Management Operations--to act as the public trustee and overall manager for Federal resources used to provide services described under the Tribe/Agency Operations activity.
4. New Tribes Funding--to provide initial source of funding for newly acknowledged tribes, enabling them to begin with regular federally funded operations under their proposed budgets.

The direct involvement of tribal government in the development of the Bureau of Indian Affairs annual budget requests was initiated in the early 1970's and is in keeping with the provisions of the Indian Reorganization Act of 1934 (48 Stat. 948; 25 U.S.C. 461 et seq.) and the Indian Self-Determination and Education Assistance Act of 1975 (188 Stat. 2203; 25 U.S.C. 450). Section 16 of the Indian Reorganization Act (25 U.S.C. 476) includes language as follows:

"The Secretary of the Interior shall advise such tribe or its tribal council of all appropriation estimates or Federal projects for the benefit of the tribe prior to the submission of such estimates to the Bureau of the Budget [now OMB] and the Congress."

The Tribe/Agency Operations request for FY 1988 includes funding for local service programs which are planned and operated at the Tribe/Agency level and some programs which are consolidated at the area office level but offer direct services to tribes and individuals. The funding levels for these local programs are determined during the annual budget development process in consultation with the tribes being served. The tribal consultation effort for FY 1988 was carried out during May and June, 1986. The tribe(s) served by each agency office is (are) offered the opportunity to be directly involved in establishing funding levels for each program and ranking each program in terms of relative priority. Based upon the funding and staffing "base" information provided in the FY 1987 President's request for tribal priority programs, each Agency Superintendent consulted with the tribal government(s) on the levels of funding to be requested in FY 1988. The tribe(s) was asked to set priorities by ranking four alternative funding and staffing "packages" for each program. Unless either the Superintendent or Area Director believed that essential Federal responsibilities could not be met by the tribal priorities, changes were not made to the tribes' program rankings. Any decision by these line officials contrary to the tribe's wishes can be appealed by the tribe(s) to the Central Office for resolution during the planning process.

The funding, staffing, priority, and other explanatory data developed during the planning process at the Tribe/Agency level are entered into the Bureau's computer based budget development system which is called the Indian Priority System (IPS). These data are used at the national level to determine the programmatic distribution of funding for the Tribe/Agency Operations portion of the Bureau's annual budget request.

To the extent possible, the priorities expressed by the tribes are maintained unchanged throughout the budget process. The national decisions affect only the overall funding level for all Tribe/Agency Operations programs as a group and usually do not adjust individual program requests. At times programs are added or removed from the tribal priority process, usually based upon legislative action. Appropriation action on the base year budget also affects program funding amounts which may require adjustments during the planning year.

Tribal priorities are considered for the consolidated programs operated at the Area Office level which provide direct services to the reservation or tribal level. However, the involvement of tribes in setting priorities is less direct. Each Area Director has established consultation procedures to obtain as much advice as possible on the program priorities of each tribe being served. This advice is consolidated and used to develop the funding levels and priority of of these consolidated operations which are referred to as Area Field Operations programs. Area Field Operations data are also entered into the IPS data base for use at the national level. The Area Field Operations programs are consolidated

with the programs operated at the Tribe/Agency level for purposes of overall budget development.

The overall funding level requested each year for these programs as a group is decided at the national level. The priority data contained in the IPS data base are used to determine the specific amounts requested at each Tribe/Agency location for each program included in the tribal priority process. In FY 1988, the overall funding level for Tribe/Agency Operations (including Area Field Operations) has been adjusted to include all funds which support stable and continuing programs at the tribe/agency level. The overall amount of the Bureau budget was not increased in making this transfer of funds to this budget activity.

A. General Operations

1. Scholarships

Base Program (\$29,916,000; FTE 0): The Higher Education Program provides financial aid to eligible Indian/Alaska Native students to attend accredited post-secondary institutions which will enable them to meet their educational goals, develop leadership abilities, and increase their employment opportunities in professional fields so that they may contribute to the economic and social goals and objectives of the various tribes.

The program provides for grants to students who meet the following eligibility criteria: (1) Indian, Eskimo, or Aleut whose blood quantum is one-fourth degree or more; (2) member of tribe(s) which is federally recognized; (3) admitted for enrollment in an accredited college or university program leading primarily to a baccalaureate degree; and (4) financial need as determined by the institution's financial aid officer. A Certificate of Degree of Indian Blood or other proof of Indian blood certified by the Tribal Enrollment Office of the Bureau must be a part of the student's application. School operations staff at the Area and Agency office level provide supervision for this program. The funding level for this program is set by tribes through the Indian Priority System. Table 1 provides statistical and historical data for selected years (1949, 1960, and 1970) and for 1979 through 1987 to indicate the increasing importance of this program for Indian/Alaska Natives. The table also reflects the rising cost of education and the related tribal contract program direction costs.

The financial aid "package", completed and certified by the institution's financial aid officer, serves as the principal basis for determining the Bureau grant amount. The Bureau grant award, combined with the package of any other assistance, cannot exceed the institution's determination of the student's need as stated in 43 CFR 674.15, and 676.15, Coordination with Bureau of Indian Affairs Grants in-Aid.

The extent of unmet need, loans, and work-study portions of the financial aid package is dependent upon the priority budgeted amount from tribes and the number of eligible students expected to apply from a particular tribe. Thus, students would be provided proportionately less when a larger than anticipated number of eligible students apply. Table 2 shows the estimated distribution of the funding sources for Indian students at the post-secondary level. The Bureau contribution is approximately 37 percent of the total assistance required in FY 1986.

Workload Data:

TABLE 1 - HIGHER EDUCATION GRANT PROGRAM

Fiscal Year	Appropriation	No. of Students Assisted	Average Grant Size a/	No. of Graduates	No. of Tribal Contracts	Tribal Contracts Program Direction Costs (\$ and as % Appropriation)	
1949	b/\$ 9,390	78	\$ 120	1	0	\$ --	--
1960	250,000	612	408	65	0	--	--
1970	3,848,000	4,271	873	286	6	120,000	(3.1%)
1979	26,575,600	14,904	1,695	1,965	32	1,310,000	(4.9%)
1980	27,398,300	15,895	1,626	1,420	38	1,556,000	(5.7%)
1981	26,918,700	15,724	1,587	1,290	48	1,964,640	(7.3%)
1982	27,371,000	16,100	1,569	1,289	57	2,110,364	(7.7%)
1983	26,357,000	14,946	1,546	1,295	88	3,256,000	(12.4%)
1984	26,197,000	15,600	1,461	1,310	91	3,404,000	(13.0%)
1985	26,868,000	16,000	1,461	1,380	96	3,500,000	(13.0%)
1986	27,947,000 d/	15,600 c/	1,558	1,450	96	3,645,000	(12.5%)
1987	29,916,000 d/	15,600 c/	1,673	1,500	100	3,817,000	(13.0%)
1988	29,916,000						

- a/ Calculated by subtracting program direction costs and indirect costs from "Appropriation" and dividing by "No. of Students Assisted".
- b/ First year of the Higher Education Grant Program.
- c/ Estimated.
- d/ Both direct costs and contract support funds are included in these totals beginning in FY 1986.

TABLE 2 - SOURCES OF FUNDING FOR HIGHER EDUCATION STUDENTS

	1985 Estimate	1986 Estimate	1987 Estimate
Total BIA Grant Awards a/	\$23,368,000 (40%)	\$24,302,000 (38%)	\$26,099,000 (39%)
Family & Student Contr. b/	11,688,000 (20%)	12,000,000 (19%)	12,500,000 (19%)
College Based Awards c/	19,610,000 (33%)	22,450,000 (35%)	23,000,000 (34%)
Other Public Sources d/	4,000,000 (7%)	5,000,000 (8%)	5,500,000 (8%)
	<u>\$58,666,000</u>	<u>\$63,752,000</u>	<u>\$67,099,000</u>

- a/ The total BIA Grant Award is the amount appropriated minus the program direction costs and indirect costs.
- b/ Parent, student contributions.
- c/ Pell Grant, Supplementary Educational Opportunity Grant, National Direct Student Loans, and College Work Study.
- d/ Social Security, Veterans Administration, Welfare, State Grants, and Tribal Awards.

2. Adult Education

Base Program: Adult Education (\$3,248,000; FTE 24): The Adult Education program provides educational opportunities and learning experiences to enable adult Indian/Alaska Natives to complete high school graduation requirements, acquire basic literacy skills, and gain new skills and knowledge to improve their functioning as individuals and as members of the community. The funding level for this program is set by tribes through the tribal priority system. Typical of the courses offered are: Adult Basic Education (ABE); preparation for the General Educational Development Test (GED); life coping skills courses such as budgeting, filling out applications, drivers training, and consumer awareness; instructional information services from federal, state, and tribal programs (i.e., medicare, social security, filing of federal and state taxes, entitlements, real estate, and trust services); continuing education courses designed to update the knowledge and skills of the participants (i.e., typing, shorthand, computer literacy, etc.); and community education classes of personal interest. This education program also encompasses special programs for the elderly.

Program staff members conduct needs assessment surveys, recruit participants, teach some of the courses, provide guidance and counseling with regard to educational, career, and employment opportunities, and coordinate the Bureau adult education program with other existing Federal and non-Federal programs and activities to develop occupational and related skills for Indian adults to enable them to become employable and productive members of society.

Workload Data:

In FY 1985, 75 tribes administered the Adult Education Program under P.L. 93-638 contracts; 13 programs are administered by Bureau Agency offices.

TABLE 1 - Appropriations, Number of Adult Education Programs and Participants, and Average Cost/Participant

<u>Fiscal Year</u>	<u>Appropriation</u>	<u>No. of Adult Educ. Programs</u>	<u>No. of Adult Partic.</u>	<u>Average Cost per Participant</u>
1982	\$ 4,659,000	77	13,859	\$ 336
1983	3,697,500	68	12,899	287
1984	3,747,100	88	14,607	257
1985	3,474,000	88	13,520	257
1986	3,391,000 <u>a/</u>	92	12,800	265
1987 (est.)	3,248,000 <u>a/</u>	91	13,000	250
1988 (est.)	3,248,000 <u>a/</u>	91		

a/ Includes contract support.

3. Tribally Controlled Community Colleges

Base Program: Tribally Controlled Community Colleges, Supplement to Grants (\$1,183,000; FTE 0):

The Indian Self-Determination and Education Assistance Act (P.L. 93-638) states the role of the Federal Government is to provide comprehensive education programs and services for Indian/Alaska Natives. Community colleges are governed by a local board of regents, a majority of whom are Indian. This enables the sponsoring tribes to pursue educational goals for their people compatible with the needs and assessments of the tribes.

The Tribally Controlled Community College Assistance Amendments Act, 1983 (P.L. 98-192) authorizes grants to the colleges for academic and administrative purposes and for the operation and maintenance of the colleges.

Some tribes choose to supplement Bureau funding of the Tribally Controlled Community Colleges with funds available through the Indian Priority System. This amount totals \$1,183,000 for FY 1988.

Workload Data:

Funding charts and student participation (ISC) data are provided in the Central Office/Area Office section under Continuing Education, Tribally Controlled Community Colleges.

4. Community Services, General

Base Program (\$847,000; FTE: 4): This program provides funds primarily for staff at agencies who oversee all of the various Indian Services programs. Some agency funding is used for consolidated human resource programs that are operated by tribes under P.L. 93-638 contracts.

5. Community Fire Protection

Base Program (\$1,017,000; FTE: 0): This program is necessary for those tribes which do not receive community fire protection services from State or local governments. During FY 1985 approximately 60 tribes received funds ranging from \$1,000 to \$80,000 for this program. The larger community fire protection programs provided funds to train volunteer fire fighters, repair existing firefighting equipment, purchase additional equipment, and personnel costs. Funds are used to purchase basic equipment such as smoke detectors, fire extinguishers, fire escapes and emergency lights for public buildings.

Workload Data:

	<u>FY 1985</u>	<u>FY 1986</u>	<u>FY 1987</u>	<u>FY 1988</u>
Training Services	5	5	5	5

6. All Other Aid to Tribal Government

Base Program (\$12,982,000; FTE: 111): Approximately 75 percent of the tribe/agency funding is used for contracts between the Bureau and the tribes. During FY 1985 approximately 120 tribes and Alaska Native villages contracted with the Bureau in the following areas:

Program Areas

No. Tribes w/All Other Aid to
Tribal Government Contracts

Comprehensive Planning	5
Tribal Enrollment	16
Tribal Administration - General	80
Work/Learn Programs	20

The Comprehensive Planning program is aimed at assisting the tribal governments to prepare or revise a plan that outlines a program of priorities and action for the development of all sectors of the community or reservation. The Tribal Enrollment program enables tribes to maintain and update tribal enrollment records for the purpose of making tribal per capita/dividend distributions, hold secretarial and tribal elections, and to identify tribal members for the purpose of exercising off-reservation treaty rights; i.e., hunting and fishing. The Tribal Administration-General program enables tribes to develop and update tribal government documents, develop policy, legislation and regulations in administrative support. The Work/Learn program is a cleanup program in and around Indian villages. In addition to cleaner villages, the program provides work opportunities and experience to Indian youth who are at least 13 years old, and not more than 20 years old, and are enrolled in high school. For programs operating during the summer, students who have completed the 8th through the 12th grades are eligible.

<u>Workload Data:</u>	<u>Actual FY 1986</u>	<u>Estimated FY 1987</u>	<u>Estimated FY 1988</u>
Judgment Fund			
Per Capita Payment Rolls	90	90	
Tribal Rolls	183	180	
Tribal Constitutions	200	200	

7. Tribal Courts

Base Program (\$9,805,000; FTE: 22): This program pays the personnel and administrative costs for the operation of 128 tribal courts and 20 courts of Indian offenses (courts established and operating pursuant to 25 CFR Part 11). These courts all enforce and adjudicate the criminal provisions of tribal law and order codes and, as is the case with courts of Indian offenses, the criminal provisions found in 25 CFR Part 11. They also adjudicate civil disputes based upon the same authorities cited above. The criminal and civil adjudication provisions enforced by Indian courts vary considerably in their coverage, sophistication and procedures. The main efforts to upgrade these tribal codes are assumed by the tribes themselves, with assistance provided by Bureau staff primarily at the area and central office program levels.

The courts of Indian offenses (which use Federal employees) differ from tribal courts only with respect to their jurisdictional authority for existence. Whereas the authority for the establishment and existence of tribal courts is generally found in tribal constitutions, courts of Indian offenses have no such authorization. They have been established by the Bureau of Indian Affairs primarily based upon a determination that a tribe has, or must, exercise civil and criminal jurisdiction over its members and a further finding that the traditional agencies for the enforcement of tribal law and customs have become inoperative, and no adequate substitute has been provided for them under Federal or State law. In instances where there has been such a declaration and finding, a ready-made set of laws and procedures has been provided for utilization until such time as the tribe, itself, adopts a tribal law and order code and begins

enforcing that law. At the tribal level these funds are provided to pay for judges, prosecutors, defenders, clerks of court, probation officers, juvenile officers and a variety of other court-support personnel. Additionally, the program pays for the administrative operational expenses incurred in running a court system. At the start of the FY 1987 planning cycle, \$115,000 was taken out of the "Special Tribal Courts" program and added to tribe/agency operations for new ongoing courts.

Tribal Courts

<u>Workload Data:</u>	<u>FY 1985</u>	<u>FY 1986</u>	<u>FY 1987</u>	<u>FY 1988</u>	<u>Changes</u>
Tribal Court Cases	185,000	221,000	230,000		
Courts Evaluated	25	20	25		
Tribal Codes Revised	30	40	40		

8. Social Services

Base Program (\$21,198,000; FTE 181): The base program provides funds for 181 full-time equivalent Bureau employees as well as for 74 tribal social services contract programs. The breakdown of the Bureau staff FTE is as follows:

Social Workers	132
Clerical	49
Total	181

The tribal contract employee positions are not fixed in number and vary according to changes in contracts. A portion of the \$21,198,000 is required for the general operational expense incurred for administering the entire Bureau-operated programs and by the tribal contract programs. These expenses include: staff development and training; travel; equipment; office operations; etc.

Bureau and tribal staff consist of trained social workers, para-professional social workers and clerical personnel. Their duties include receiving applications for assistance, determining eligibility, computing grant amounts, providing social casework counseling and other services including case review and follow-up. They also refer clientele to other needed non-Bureau programs.

The same staff which administers the overall program also provides:
 1) counseling and other social casework services; and 2) technical assistance and professional expertise to tribal entities in developing tribal social services programs. Since their duties are encompassing and multifaceted, no distinction is made between costs incurred for counseling and costs incurred for administration, etc.

Workload Data: The monthly caseload for counseling is:

<u>Fiscal Year</u>	<u>Number of Persons Counseling</u>
1983 Actual	15,726
1984 Actual	15,775
1985 Estimate	15,755
1986 Estimate	16,000
1987 Estimate	16,250
1988 Estimate	16,555

9. Law Enforcement

Base Program (\$46,047,000; FTE 495): Individual treaties with Indian tribes, Congressional enactments, and Federal court decisions have created a unique criminal justice requirement on reservations where State and local units of governments have executive civil and criminal jurisdiction over offenses committed by persons of Indian descent, and for the enforcement of violations of Federal Law.

The development and operation of criminal justice systems by the Federal and tribal governments in providing police, detention and judicial services results from the lack of services by local units of State, county, and city governments. There are 28 states with 224 reservations where the Bureau and tribal governments provide these services to varying degree.

The Bureau uses criminal justice personnel to staff and operate the overall program. Staff include Criminal Investigators, uniformed officers, detention officers and radio dispatchers/clerks. The combined Federal/tribal Law Enforcement staff serve an estimated Indian population of 786,079 and patrol approximately 100,000 square miles of Indian Country, as well as a number of off-reservation treaty fishery sites.

There are four basic groupings of law enforcement personnel: criminal investigators; uniformed police officers; conservation officers; and non-uniformed personnel such as detention officers and radio dispatchers/clerks. Criminal investigators have the responsibility for investigating, arresting and assisting in the prosecution of Federal law violators. The 1,349 uniformed officers (including 861 tribal officers) provide patrol and protective services within Indian Country, including non-enforcement type services. The 13 Federal conservation officers concentrate primarily on enforcement aspects relating to Federal laws, treaty rights and tribal ordinances regarding hunting, fishing, and trapping within Indian Country and within designated off-reservation areas. Conservation officers are funded through the Wildlife and Parks program with the exception of the Umatilla and Hoopa Reservations where they are funded under the law enforcement program. Funding provided in FY 1987 will provide for approximately 60 patrol officers and supporting equipment. This will enable tribes and the Bureau to increase patrols, cut down in response time, provide police presence as a deterrent to crime. Also provided for are 19 criminal investigators who will focus on the development of major criminal cases for prosecutor.

Seventy-seven (77%) percent of the operating costs at the tribe/agency level are for salaries and benefits of criminal justice staff. The remaining twenty-three (23%) percent is to be used for automotive operations and repair; Bureau operated or contracted detention services; travel and per diem evidence purchases; equipment rental; individual training; communications; supplies; etc.

The base also includes \$7,841,000 for special law enforcement needs, intended to improve the overall quality of the law enforcement program. These funds were first appropriated in FY 1985 and were added to the tribal priority system at the beginning of the 1987 planning cycle.

Workload Data: The estimates below are provided as workload data for FY 1986, FY 1987, and FY 1988. The increased workload estimate for FY 1986 and FY 1987 reflects the impact of increased patrols, reduced response time and increased police reserves.

Law Enforcement Estimates:

	<u>FY 1986</u> <u>Estimate</u>	<u>FY 1987</u> <u>Estimate</u>	<u>FY 1988</u> <u>Estimate</u>
Complaints Investigated	162,810 +5%	167,694 +3%	184,463 +10%
Non-Enforcement Duties Performed	665,725 +5%	685,697 +3%	706,268 +3%
Arrests	98,191 +3%	103,101 +5%	110,318 +7%
Traffic Violation Warning	34,882 +6%	36,626 +5%	38,457 +5%
Daily Detention Average	958 +6%	1,006 +5%	1,076 +7%
Crime Index Rate	2,127.0	2,191.0	2,297.1

10. Self-Determination Grants

Base Program (\$7,361,000; FTE 0): The Division of Self-Determination Services will establish policy oversight for the grant program. The Division will continue to have responsibility for policy and program development as well as provide guidance and assistance to Central and Area Office Directorates relative to the program. In addition, it will also continue to process tribal appeals and waiver requests as well as monitor area office administration of the Self-Determination Grant program.

Section 104 of P.L. 93-638 authorizes grants to tribal governments as follows:

- a. Strengthening or improving tribal governments primarily through the development and implementation of essential management systems.
- b. Planning, training, evaluation or other activities designed to improve tribal capacity to enter P.L. 93-638 contracts or the additional costs associated with the initial year of program operation under such agreements.
- c. Acquisition of land in connection with (a) and (b) as prescribed in related regulations pertaining to property management.
- d. Tribal planning, designing, monitoring and evaluation of Federal programs serving the Indian tribe, so as to assure that programs presently offered or that could be offered to the tribe are responsive to tribal needs.

Federally recognized tribal governments apply for 638 grants in accordance with 25 CFR 272, "Grants under Indian Self-Determination Act." These regulations provide the procedure and criteria under which 638 grants are awarded to the requested tribe(s). To contract for Federal programs, a tribe must have viable personnel, financial, and property management systems in place and functioning.

Initially, P.L. 93-638 grants were awarded on a tribal population basis. They are now part of the tribal priority system. The amount requested reflects tribal priority needs related to a tribe's contracting capability and basic tribal program operational capacities. Self-Determination grants projects are under two major categories:

1. Projects, which establish or improve the tribe's capability to operate Federal programs under contract/grant/cooperative agreement; and
2. Projects which are designed to establish, maintain, or improve a tribal government's managerial capacity and its ability to act effectively on the number of 638 grants awarded since the inception of P.L. 93-638 has varied from approximately 460-480 per year. Generally, self-determination grants have been used by large established tribes to prepare for the operation of Bureau programs under P.L. 93-638 by undertaking a variety of projects such as: the development, implementation and maintenance of office management systems; financial management and related systems; the orientation and training of tribal policy makers and administrative staff in the implementation and responsibilities of P.L. 93-638; the acquisition of property to augment tribal facilities allowable under the specifications of P.L. 93-638; regulations; and the projects that address the specialized needs inherent in the maintenance and implementation of tribal governmental management structure. Further, larger tribes have used self-determination grants in order to establish and maintain tribal administrative and financial management systems to essential successful contract program administration.

Smaller tribes also use self-determination grants to establish and maintain contract program administration. Smaller, lesser established tribes and rancherias, have used self-determination grants as seed money to enable them to become established governments and to acquire the capability to participate in housing, economic and community development, employee training, and similar available programs through contracts and grants with various Federal agencies.

Workload Data: It is estimated that some 280 self-determination grants will be awarded under the tribal priority system in FY 1988 reflecting tribal priorities under the grant program.

As mentioned above, the majority of self-determination grants are used to strengthen and improve tribal governments, including their ability to manage contracts and grants. Grant officers at the area offices and grant officer representatives at the agency level will continue to administer and monitor the program.

11. Training and Technical Assistance

Base Program (\$2,363,000; FTE: 36): Greater emphasis will be placed on providing training and technical assistance (T/TA) to tribes at the local or tribe/agency level in FY 1988. This will be more responsive to tribal needs for assistance thereby strengthening the Bureau's delivery of training and technical assistance.

Training and technical assistance is provided by Bureau contract officers and/or grant officers representatives (COR/GOR) but assistance is also provided by other Federal and non-Federal staff such as Office of Personnel Management, Department of Agriculture and expert consulting firms in the areas of accounting, management, planning and program operations. Assistance is provided by agency personnel to tribes in the preparation of contract and

grant proposals and during the negotiation and award period. Assistance is also provided to address contract and grant performance needs and to meet special one-time tribal requirements such as the award of special contracts to Certified Public Accounting firms for the purpose of auditing various tribally contracted programs. The technical assistance is tailored to meet the specific and/or unique needs of individual tribes and is provided to allow tribes to meet the requirements of basic legislation and pertinent regulations.

While the COR/GOR is the first and primary contact with tribes for assistance, in those instances where the T/TA needed is not available or of such a magnitude as to be impractical for an agency to provide, the agency will arrange for the provision of assistance. This may involve arranging T/TA from the area office, the Tribal Administrative Accounting Services (TAAS) group or a contractor.

Workload Data: The training and technical assistance program provides funding for Bureau staff at the tribe/agency level for the coordination of Self-Determination activities including grants, contracts and the provision of training and technical assistance under the Self-Determination program. Training and technical assistance activities are carried out at the agency level by Bureau staff designated as contract and/or grant officer representatives (COR/GOR). Training and technical assistance may be provided to some 500 tribes and Alaska Native Villages eligible for such assistance.

12. Adult Vocational Training

Base Program (\$18,435,000; FTE 63): The Employment Assistance program has two basic activities which are designed to alleviate unemployment on Indian reservations. These two activities are: Adult Vocational Training and Direct Employment (Job Placement). If 83 percent of the participants in these two programs were placed in jobs, the unemployment rate would drop three percent, if all factors remained stable.

In order to address this national problem and to meet the basic and special training needs of Indian applicants, the Secretary is authorized to undertake a program of vocational training that provides for vocational counseling or guidance, institutional training in any recognized vocation or trade, apprenticeship and on-the-job training. Training institutions with a recognized reputation in the field of vocational training and an established record of successfully placing their students in suitable employment upon graduation are utilized. Approximately 400 private vocational training schools are used. These schools offer training to the Indian trainee in courses such as welding, auto mechanics, computer programming, secretarial, registered nursing, cosmetology, x-ray technology, etc.. The period of training is for a maximum 24 month period except for the registered nurse training which cannot exceed 36 months. The program is available to adult Indians, 18-35 years of age, who reside on or near an Indian reservation. Applicants are assisted in the selection of their training program through the interpretation of the General Aptitude Test Battery (GATB) and personal counseling. This is to insure that all applicants are trained in a field where they can attain the necessary skills to become employable. Employment is provided primarily by the private sector with about 205 of the total placements being in governmental agencies.

Of the \$18,435,000 Adult Vocational Training, FY 1987 Base Funding, approximately \$10,600,000 will be contracted by the tribes and the remaining \$7,835,000 for Bureau operation at the agency levels.

Workload Data: It is anticipated that the average cost per trainee for FY 1987 is estimated at \$5,000 per trainee. Cost per trainee fluctuates from area to area due to cost of living, tuition, etc., which are not all the same.

	<u>FY 1987</u>	<u>FY 1988 Est.</u>
Total Number of Trainees.....	3,687	3,687
Total Completions.....	1,512	1,512
Total Job Placements.....	1,300	1,300

13. Other Employment Assistance (Direct Employment)

Base Program (\$3,421,000; FTE 18): Direct Employment (Job Placement) services are provided to members of federally recognized Indian tribes. This program assists those Indians who have an employable skill and need employment. The end result is to assist the individual Indian to find, become established in, and retain suitable employment. The applicant's skills are identified from information submitted on the application form and through personal counseling. Applicants are then placed in a job that meets their skill level.

A majority of the total Bureau staff in this program is located at the agency level where applications are taken and processed, funds committed, employment counseling and guidance provided, and employment contacts are made. Staff in this program are vocational development specialists who place emphasis on job placement. They maintain contact with employers in the private sector through State and private employment offices and personal contacts. Employment in State and Federal jobs is accomplished through personal contacts with the appropriate personnel office. Screening applicants to be employed is done in accordance with hiring policies of the prospective employer. In most cases, the job placement specialist is acquainted with those hiring policies. Applicants are placed in those fields where jobs are available and where they are qualified for employment.

It is estimated that the number of participants in the Direct Employment Program will continue the gradual decline experienced in recent years. This decline is partially the result of the increased cost of providing job placement services and partially the result of tribes placing more emphasis on training needs accomplished through the Adult Vocational Training Program.

Workload Data: It is anticipated that the average cost per participant for FY 1987 is estimated at \$2,500 per participant. The average cost per trainee fluctuates from area to area due to the mobility of trainees, i.e., some trainees have easier access to places in Arizona and Oklahoma where travel is less difficult than in Alaska or other isolated places.

	<u>FY185</u>	<u>FY 86 Est.</u>	<u>FY 87 Est.</u>
Total Number Participants	2,295	2,273	1,747
Average Cost Per Participant	\$2,200	\$2,400	\$2,500

14. Credit and Financing

Base Program (\$3,653,000; FTE: 73): Credit personnel at this level assist federally recognized Indian tribes, Indian organizations, Alaska Natives and individual Indians with developing and utilizing their resources to improve their economies. The programs available are (1) direct loans from the Revolving Fund for Loans; (2) guaranteed loans from the Loan Guaranty program; (3) the Indian Business Development Grant program; and (4) assistance in obtaining financing from other governmental and private sources.

The base program includes support for salaries, travel, and operational expenses for Bureau employees who monitor and collect the loans made under the direct loan program and the guaranty loan program. They also have the responsibility for administering the grant program. It also covers the operating costs of agency credit programs contracted under P.L. 93-638.

Most loans and grants are not approved at the agency level. The area office level has approval authority to limited amounts and in some cases has delegated to the superintendent all or some of the authority on a discretionary basis. However, the credit officer is responsible for reviewing all loan and grant applications, assisting the client in correct preparation where necessary, and making recommendations to the superintendent on whether the proposal should be approved or disapproved.

It is the credit officers' responsibility to review the accounting records maintained by tribes or other Indian organizations covering activities financed by the United States, or with tribal funds used under secretarial regulations, in order to observe and report on their adherence to accepted business practices, procedures, sound credit policies and practices, and regulations.

In addition to their responsibility to loans and grants made by the Bureau, the credit officer assists tribes and individual Indians in obtaining loans from banks and other private sector financial lending sources; working with other Federal funding sources such as Small Business Administration, Veterans Administration, Housing and Urban Development, Economic Development Administration, Department of Defense, Department of Transportation, and Farmers Home Administration in developing economic enterprises on Indian reservations.

Workload Data:

	(\$ in millions)
	<u>FY 1987</u>
BIA - direct loans - outstanding	\$120.0
BIA - direct loans - new	16.3
Guaranteed and Insured loans - outstanding	189.3
Guaranteed and Insured loans - new	30.0
Economic Development grants - new	8.5

15. Road Maintenance

Base Program (\$22,485,000; FTE 405): Priorities and funding levels for road maintenance are set by tribal governments in consultation with Bureau administrators and engineers. Consideration is given to degree of use, public safety and convenience. On improved roads, an additional consideration is the preservation of the Government's investment in construction, since inadequate maintenance accelerates deterioration and increases road reconstruction costs. The replacement cost for approximately 18,000 miles of improved roads on the Bureau system is estimated to exceed \$2 billion.

The program activities include providing for interagency agreements with local governments, counties, State and other Federal agencies for various phases of the road maintenance program.

Maintenance is the preservation of a road or bridge and related elements in the condition that will provide optimum mobility for the intended use. Routine maintenance includes earth and gravel road smoothing, and pavement patching,

pothole patching, pothole repair, and crack filling. Cyclical maintenance is periodic sealing to prevent penetration of water through pavement surface. For the purpose of maintenance, the general basic surface types are: paved, gravel, earth, and paths. The surface type is governed by the intended use at the time of construction or reconstruction.

For the purpose of describing and budgeting the maintenance program levels of maintenance are defined in terms of a percentage of the frequency of routine and cyclical maintenance activities necessary to maintain each surface type of road at the optimal level.

Optimum	90 to 100%
Limited	50 to 89%
Occasional	10 to 49%
Little or None	0 to 9%

"Optimal" is that frequency of maintenance which keeps the road in the desired condition at minimum total cost, when considering both cost of maintenance and cost of reconstruction. Bureau road maintenance will average 43% of optimal, based on funds requested in FY 1986. Optimal maintenance costs per mile, per year are:

\$1,100 for unimproved roads
2,200 for earth roads
2,600 for graveled roads
3,300 for paved roads

Program funding is based on the tribal priority setting process, and needs fluctuate from area to area. Individual tribes are expected to take such needs into account when determining seasonal requirements. Those in northern areas and high altitudes, with snow and ice control, should take into account emergency maintenance in their decisions, with the first priority to protect life and property. When this need is not predicted accurately, a reduction in routine or cyclical maintenance should occur. Such is the case also where reopening of roads after landslides or washouts is emergency maintenance.

B. Trust Operations

1. Natural Resources, General

Base Program (\$1,060,000; FTE: 6): At the Tribe/Agency level, this program provides funding for multi-disciplinary activities not readily identified with one particular natural resource program, and for staff who are responsible for administering multi-disciplinary activities, including contracts with Indian tribes, sometimes covering various natural resource programs under a single contract. Accomplishments under tribal contracting include conservation studies and/or inventories in the various natural resource disciplines, which include agriculture, soil and range, irrigation and power operations, fisheries, wildlife, parks, water needs and environmental quality concerns.

Workload Data: Results of actions supported by funding from Natural Resources, General, are reported under the appropriate Sub-Activity, i.e., Agriculture, Forestry, Water Resources, Wildlife and Parks, etc. Workload data includes assistance in establishing policy, regulations, and procedures; developing budget and financial planning; providing advice and counsel to tribes; and supporting, directing and overseeing administrative matters affecting Natural Resources.

2. Agriculture

Base Program (\$19,713,000; FTE 443): The Agriculture program provides tribes, landowners and land users with technical assistance of a kind that will encourage and motivate increased use of agricultural resources by Indians and bring about improvement of their management activities. Multiple-use program planning and technical assistance are designed to protect the renewable natural resources against erosion and soil deterioration; to restore eroded and depleted areas; to stabilize runoff and protect sediment on land areas; to improve cover with adapted crop species on farmland, forest, pasture and rangeland; and to retain water for farm and ranch use and water management. These accomplishments can only be made through implementation of modern inventory and management techniques designed to interpret and determine potential for present and future use of the resources.

Within the Bureau, management of agronomic and range resources is decentralized, with professional staff located at 11 Area Offices and 76 Agency Offices in 26 States, providing technical assistance to 284 Indian reservations, encompassing over 46 million acres. The staff are also involved in providing technical assistance, support and resources to develop and implement the wildlife and parks program at the reservations level. They initiate environmental reviews for trust lands, except forested land, and review all environmental assessments completed by other agencies.

The agency staff provide the day-to-day contact with tribes, landowners, and land users on matters relating to planning, management, conservation, development and utilization of Indian soil, water and rangeland resources and administer the agency pesticide program on Indian lands. They also provide technical assistance to tribes who may want to contract for the program under P.L. 93-638.

The following is a profile of the renewable natural resources for farmland, rangeland and water on Indian reservations:

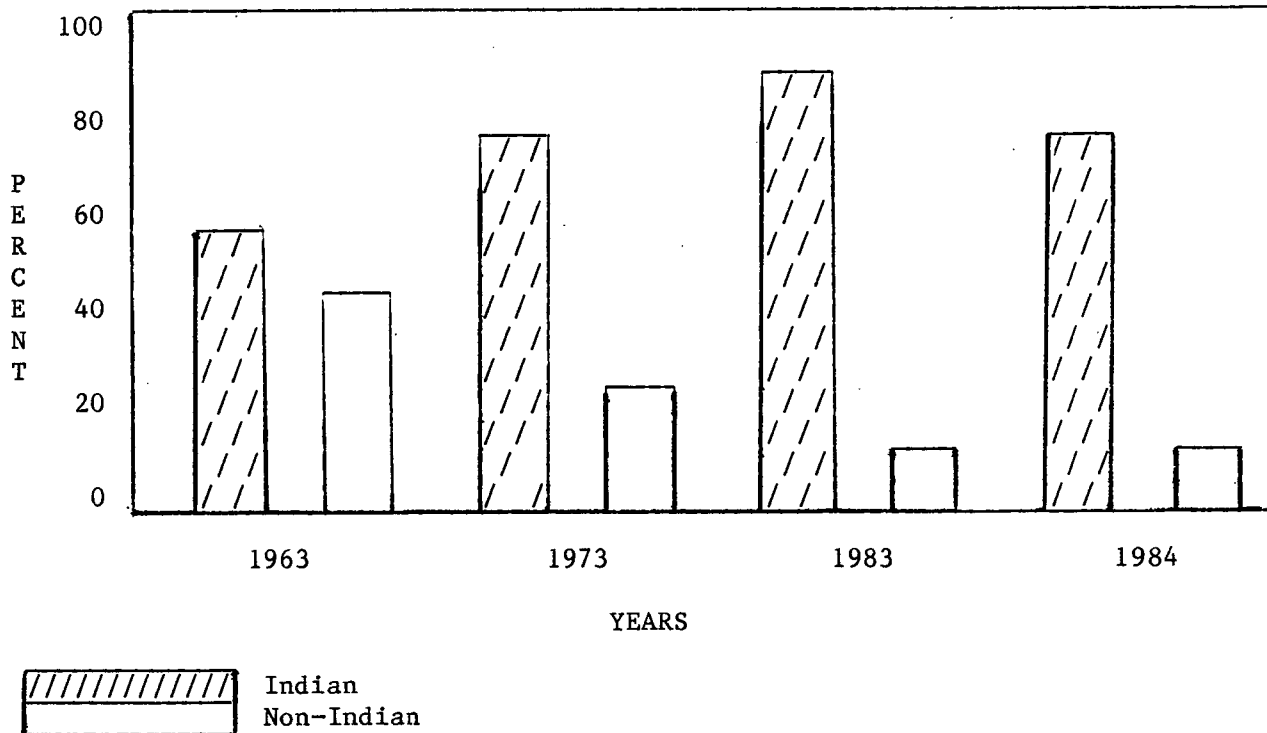
RENEWABLE NATURAL RESOURCES PROFILE
(Agriculture, Range, and Water)

	<u>Units</u>	<u>Amounts</u>
Rangeland/Forest Grazing	(Acres)	43,509,840
Animal Units	(No.)	712,300
Dry Farmland	(Acres)	1,829,118
Irrigation Farmland	(Acres)	917,580
Water Reservoirs/Lakes	(Acres)	1,164,825
Reservoirs/Impoundments	(No.)	45,352
Natural Lakes and Ponds	(No.)	3,199
Perennial Streams	(Miles)	12,000
Coastal Shoreline	(Miles)	122

The farming and ranching operations on most reservations are an important part of the economy and provide considerable employment and income. Over 46 million acres of Indian land are used primarily for farming and grazing by domestic livestock and big game animals. This is approximately four-fifths of their total land area.

The following graph reflects the changes in Indian rangeland use from 1963 to 1984. In 1963, Indian use was 55 percent, while non-Indian use was 45 percent. By 1983, the Indian usage increased to 92 percent while the non-Indian use declined to 8 percent. In 1984, Indian use declined to 80 percent while non-Indian use remained static. During the 1980-84 period, idle land increased to approximately 1.4 million acres.

INDIAN RANGELAND USE
1963-1984



The following table illustrates the total number of Indian operators broken down by size in animal units for 1983 and 1984.

<u>INDIAN USE BY SIZE OF OPERATION - 1983</u>						
Number of Indian Operators (Animal Units)						
<u>Animal Units:</u>	<u>1-50</u>	<u>51-100</u>	<u>101-150</u>	<u>151-200</u>	<u>200+</u>	<u>Total</u>
1983	16,525	2,905	1,026	524	525	21,505
1984	14,455	2,525	925	512	515	18,925

In 1983, Indian rangeland furnished 712,300 animal units of grazing and provided an estimated 8,500 man years of employment. This was distributed among 21,500 Indian ranching operations devoted to raising and tending livestock, utilizing 92 percent of the rangeland. About 8 percent of the rangeland, or approximately 4 million acres, was used by non-Indian livestock operators, providing an estimated 500 man years of employment. In 1984, use of Indian rangeland by Indian livestock operators declined to approximately 80 percent.

A large majority of the non-Indian use is on productive rangeland on reservations in the northern plains and northwestern States where the land ownership is a composite of intermixed tribally and individually owned allotted Indian land, fee patent non-Indian owned land, and State and Federal Government land. Nearly three-fourths of the land used by Indians is almost exclusively tribally owned, on reservations in the States of Arizona, New Mexico, Utah, and Nevada.

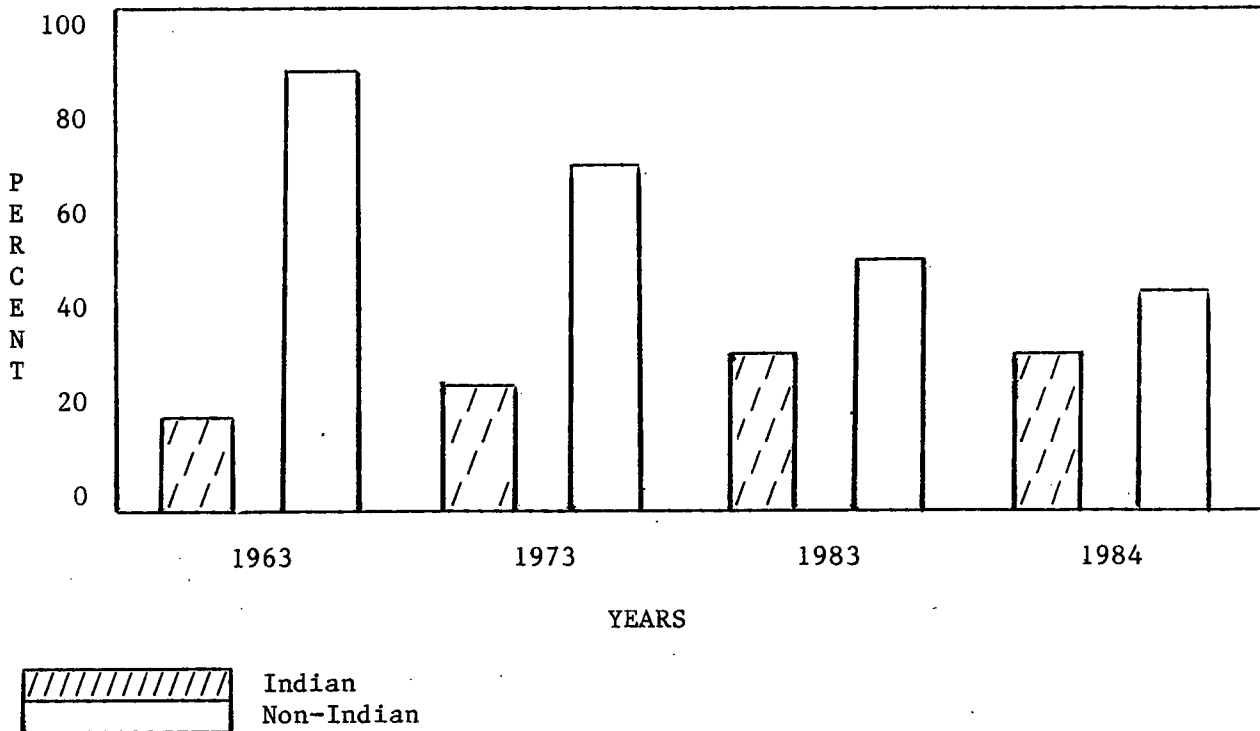
INDIAN AND NON-INDIAN USE DISTRIBUTION - 1983/1984
(Rangeland)

<u>Used By:</u>	<u>No. Operations</u>		<u>Acres</u>	
	<u>1983</u>	<u>1984</u>	<u>1983</u>	<u>1984</u>
Indians	21,505	18,925	38,478,110	38,147,693
Non-Indians	500	465	3,900,000	3,825,000
Idle.....	--	--	1,621,890	1,437,493
TOTAL	22,005	19,390	44,000,000	43,410,186

In 1983, Indian families or tribes farmed approximately 932,474 acres, or 36.6 percent, of the dry farming and irrigated farming land on reservations. This provided approximately 4,500 man years of Indian employment, distributed among 19,000 Indian farming operations. Approximately 1,479,541 acres, or 57.5 percent of the cropland, was leased by non-Indian farmers, providing an estimated 6,000 man-years of employment. An additional 364,446 acres, or 5.9 percent, were idle. In 1984, there were only 932,472 acres, or 33.4 percent of the dry farming and irrigated farmland being farmed by Indian families or tribes. The number of Indian farm operators dropped to 16,530 and the idle land increased to 358,230 acres, or 12.8 percent.

The following graph reflects the increased Indian dry farmland and irrigation land use from 1963 to 1983; however, by 1984, the Indian use decreased slightly, as did the non-Indian use.

DRY FARM AND IRRIGATION USE
1963-1984



The following table illustrates dry farmland and irrigated farmland use for 1983 and 1984.

DRY FARMLAND AND IRRIGATION LAND USE - 1983/1984

<u>Used By</u>	<u>No. Operators</u>		<u>Acres</u>	
	<u>1983</u>	<u>1984</u>	<u>1983</u>	<u>1984</u>
Indian	19,000	16,530	932,474	932,472
Non-Indian	18,057	16,005	1,479,541	1,504,069
Idle	--	--	364,446	358,230
Other ^{1/}	--	--	204,122	154,302
TOTAL	<u>37,057</u>	<u>32,535</u>	<u>2,980,583</u>	<u>2,949,073</u>

^{1/} Non-Indian land within irrigation projects.

The tribes have not emphasized funding for Agriculture in their priority setting in recent years because of declining economic conditions and reduced returns from Agriculture program funding. This has affected the Bureau's staffing levels and ability to carry out the Federal Government's trust responsibilities for these programs.

The overall economic conditions throughout the country are partially responsible for the declining rangeland, dry farmland and irrigation farmland operations; however, more serious long-range factors have also been responsible.

In the late 1960's and 1970's, lending institutions were approving agriculture loans to Indian operators with little or no collateral. Many operations were undercapitalized and remain in that condition today. Due to this undercapitalization, operators have not been able to expand or become commercial. In the late 1980's, declining land values, coupled with the lending institution's shift to a more positive cash flow system, were the reasons that many operators became overextended and unable to obtain operating capital. In the 1980's, BIA set farming and grazing rental rates based on off-reservation "arms length appraisals" transactions. The Bureau's effort to collect a fair rental rate for Indian landowners further compounded the undercapitalization problem.

See the end of the Agriculture program narrative for the following Tables:

Table 1: Job titles for professional and technical personnel in Agriculture.

Table 2: Funding sources and amounts provided to Indian landowners and land users to accomplish agriculture conservation projects and programs on Indian land, e.g., water systems, fencing, brush control, reseeding, concrete ditch lining, land leveling, strip cropping, terracing, winter cover crop, wind and water erosion control, farm pond development, drainage control and and shelterbelts.

Table 3: Formal commitments between BIA, tribal and individual landowners and Soil and Water Conservation Districts.

The following activities reflect accomplishments performed by the agriculture program.

Inventory and Research (\$1,263,700): Includes soil and range inventory surveys, land evaluation surveys and range utilization surveys.

Soil surveys and investigations are made of Indian trust land resources to provide data base information about soil productivity, erosion, stability problems and other physical land factors needed for program development, conservation planning, and the installation of planned practices. Most Bureau soil surveys are conducted as part of the National Cooperative Soil Survey.

In response to an Inspector General's request, a soil survey needs inventory was conducted to determine the status of soil survey on Indian trust land. The report indicates that 28,022,536 acres, or 52.8 percent of the total 53,053,966 acres of Indian trust land, need soil survey.

Range inventories are made to identify vegetative cover; soil characteristics; precipitation zones; elevation aspect and past utilization for season of use and type of livestock to be grazed; recommended stocking rate; and planning.

The following charts identify inventories and surveys made for land evaluation, inventories (soil and range) and utilization surveys for 1983 and 1984.

Inventories and Surveys

	(Units)	1983	1984	Estimates		
				1985	1986	1987
Land Evaluation	(acres)	2,382,705	828,894	523,500	405,200	400,525
Inventories						
Soil	(acres)	2,822,449	1,482,347	1,200,000	1,150,000	1,075,000
Range	(acres)	5,680,166	3,092,663	1,500,000	1,450,000	1,400,000
Utilization Surveys						
	(acres)	4,943,996	4,212,656	3,750,000	3,520,000	3,500,000
	(no.)	1,540	1,393	1,250	979	955

Farm and Range Planning (\$5,346,500): The Bureau provides technical assistance to Indian tribes, landowners and land users through 11 Area Offices and 76 agency offices for planning of renewable natural resources on Indian trust lands for highest and best use. Land management planning is a continuous process that responds to changes in the demands made upon the supply of renewable resources. The Bureau, in cooperation with the Indian landowners, tribal governments and land users, will update and amend land use plans and promote sustained-yield management, as needed, to insure that adequate resources will be available for future generations.

Bureau Soil Scientists, Soil Conservationists, and Range Conservationists participate in investigations and planning of needed soil, water and range conservation systems to achieve a well balanced agriculture program. Personal contacts with individual landowners and/or users are vital to collect and disseminate information for the purpose of improving the management of farming and ranching units.

The land use investigation and planning table reflects a declining number of management contacts made in 1984, due to the declining number of Indian operators; whereas, the number of formal farm and ranch conservation management plans more than doubled. This can be attributed to the increased number of leases coming due in any given year and the Agriculture staff trying to negotiate the re-leasing of idle land.

Land Use Investigation and Planning*

	1983	1984	Estimates		
			1985	1986	1987
Management Contacts					
Farming (number)	40,635	37,855	35,950	34,500	34,250
Ranching (number)	40,143	27,899	27,020	26,950	26,900
Management Plans					
Farming (number)	4,236	10,995	6,575	6,300	6,290
(acres)	757,199	722,844	698,150	691,000	685,000
Ranching (number)	1,445	4,115	1,700	2,100	1,850
(acres)	4,805,777	5,385,171	3,275,000	4,400,000	4,125,000

* Source: Natural Resources Information System Reports 1983 and 1984.

Farmland Improvements (\$1,069,300): Technical assistance is provided by the Agriculture staff for farmland improvements which includes preparing and designing land leveling, farm drainage design, fertility recommendations, farm pond specifications, wind and water erosion control recommendations, boundary surveys for fencing, water development engineering and design, special measures for soil and water management necessary to prevent flooding, siltation and agricultural related pollutants, and brush and noxious weed control and eradication.

Rangeland Improvements (\$1,486,300): Technical assistance provided for rangeland improvements includes livestock rotation recommendations, feeding requirements, pest control management recommendations, brush and noxious weed control and eradication, reseeding, range management planning, wildlife and parks planning and environmental compliance actions.

Rangeland Protection (\$486,000): Includes all activities concerned with the administration and management of the eradication and control of insects and rodents, and presuppression work and maintenance of readiness conditions for fire suppression.

Leasing and Permitting Services (\$9,332,200): The Agriculture staff supports the leasing and permitting program by servicing lease and permit preparations, modifications, stipulations (protective covenants), changes and enforcement actions on farming and pasture leases. Inspections are made on farming operations directly to evaluate compliance with lease requirements, performance and use.

The Bureau monitors the use of rangeland, changes in ranch operations or land ownership, and modifies grazing permits in order to improve rangeland resources and their utilization. Stocking rates are adjusted by changing conditions, area site, and changes in land ownership. The total number and acres of leases and permits serviced by the Agriculture staff are itemized in the following table.

LEASE AND PERMIT AND WORK LOAD DATA SERVICED

	<u>1983-1984</u>			
	<u>Number</u>		<u>Acres</u>	
	<u>1983</u>	<u>1984</u>	<u>1983</u>	<u>1984</u>
Grazing	356,547	355,086	13,880,946	13,133,152
Crossing	346	344	11,527	13,407
Farm	55,126	55,405	2,349,513	2,071,807
Other	9,792	9,162	281,885	220,261
Total	<u>421,811</u>	<u>419,997</u>	<u>16,531,871</u>	<u>15,438,627</u>

Contract Monitoring (\$729,000): The Agriculture staff provides technical assistance to review tribal self-determination contract and grant proposals requested under P.L. 93-638. Whenever the contract or grant is awarded to the recipient tribes, an additional cost will be encountered to provide oversight, and to monitor the contract or grant for compliance.

Workload Data:

	<u>FY 84</u>	<u>FY 85</u>	<u>FY 86</u>	<u>Est.</u> <u>FY 87</u>	<u>Est.</u> <u>FY 88</u>
Farmers and Landowners assisted (No.):	19,000	19,000	23,000	19,350	18,300
Ranchers and Landowners assisted (No.):	11,500	11,300	12,000	11,950	10,550
Soil Inventories (M Acres):	1,482	1,200	1,150	1,125	1,120
Ag. Cons. Management and Development (M\$):	18,500	18,200	18,200	17,000	16,500
Rangeland Cons. Mgmt. and development Measures (M\$):	4,200	4,100	5,200	4,900	4,750
Farm and Ranch Management Plans (No.):	15,110	8,275	8,400	8,450	8,500
Farm Lease Stipulations Prepared (No.):	8,071	8,071	8,100	7,800	7,700
Compliance Actions (No.):	19,916	19,200	20,000	19,100	19,000
Soil Investigations (M Acres):	718	718	700	600	700
Range Permit Modifications (No.):	1,650	1,800	2,000	1,920	2,050
Range Unit Compliance Inspections (No.):	5,100	4,900	5,000	4,800	4,650
Range Inventories (M Acres):	3,093	1,500	1,450	1,425	1,400

TABLE 1

Job Titles

Natural Resources Officer	Range Technician
Natural Resources Specialist	Soil Technician (Conservation)
Range Conservationist	Survey Technician
Soil Conservationist	Trust Services Specialist
Soil Scientist	Hydraulic Engineer
Agricultural Engineer	Hydraulic Technician
Agronomist	Wildlife Biologist
Civil Engineer	Pest Controller
Civil Engineering Technician	Physical Science Technician

TABLE 2

Funding Sources for Agricultural
Projects and Programs for Dry Farmland and Rangeland

	(\$ in millions)				
	<u>1984</u>	<u>1985</u>	<u>1986</u>	<u>Est. 1987</u>	<u>Est. 1988</u>
USDA */.....	2.0	2.0	2.0	1.9	1.5
BIA.....	6.4	6.4	12.4 **/	6.0	5.8
Tribes.....	1.6	1.6	1.6	1.5	1.3
Landowners/Operators Contributions.....	11.2	11.2	11.2	10.8	10.0

*/ USDA/ASCS (Agricultural Stabilization and Conservation Service) - Cost-share funds to landowners and operators for approved conservation practices.

**/ Emergency Hay Program for Montana, North Dakota and South Dakota.

TABLE 3

Status of Cooperation with
Soil and Water Conservation Districts

<u>Agreement</u>	<u>No. of SWCD's</u>	<u>No. of Units</u>	<u>Acres</u>
<u>Formal</u>			
1983.....	166	13,758	14,059,376
1984.....	185	13,444	18,830,071
<u>Informal</u>			
1983.....	98	808	860,221
1984.....	127	422	8,850,641
<u>None</u>			
1983.....	62	832	1,849,820
1984.....	11	28	22,888

3. Agriculture Extension Services

Base Program (\$685,000; FTE 0): This program is one which the Bureau contracts with either State land grant colleges and universities or with the tribes. During FY 1985 the Bureau contracted with 9 colleges to provide technical advice and assistance in areas such as agriculture, soil restoration, crop rotation, animal husbandry, use of controlled substances, home extension services, and 4-H Club activities. Indian tribes which do not contract with State universities and colleges usually use the funding to hire their own extension agents and home economists. Approximately 100 tribes will benefit from this program during FY 1987.

4. Forestry

Base Program (\$23,493,000; FTE 639): The Forestry program at the Tribe/Agency level, and at all levels of the budget, addresses the need to provide forest management services on 14.1 million acres of Indian forest land. This is accomplished by employing the most modern inventory and management planning systems, by harvesting the full allowable annual cut with consideration of other use values and tribal objectives, by intensifying forest development activities to eliminate backlog, maintain accruals and enhance forest productivity (growth), and providing assistance to tribes and individual Indians in development and management of forest product industries.

The Bureau's trust responsibility in forestry is extended to approximately 99 trust forested reservations and/or properties in 23 States, with a commercial forest land base of approximately 5.9 million acres that support a total commercial volume of about 45.3 billion board feet and an allowable annual cut of 1.04 billion board feet. In addition to this, technical assistance services in all forestry aspects are provided to Alaska Native Claims Settlement Act (ANCSA) allotted lands, which, when fully conveyed, will comprise a forest land base in Alaska of approximately 300,000 acres. Approximately 6.8 million acres of "woodland area" are considered in multiple-use management planning because of their importance in overall resources management, and a value of forest products other than lumber or veneer. Forestry program staff work closely with several other Bureau programs, including: Agriculture and Range Management; Fish and Wildlife; Environmental Services; Realty, particularly appraisals, and to obtain ownership (title) information on allotments; Law Enforcement, for assistance in trespass investigations; and Water Resources, for water productivity and protection of groundwater levels.

The Bureau cooperates with the U.S. Forest Service and other Federal and State agencies in the protection of Indian lands and adjacent lands from insects and disease. The Forest Service, by law, is the lead agency for major protective actions and securing the necessary funding for them.

The following information is provided at the end of this Tribe/Agency narrative:
Figure A: Forest Inventory and Plans Activities.

Figure B: Forest Development Backlog Status.

Table 1: Jobs and income generated from the combined effects of direct, indirect, and induced employment of 1983 (depicts a representative level of production), one third of which is Indian.

The following describes the various Forestry Program activities, with estimates of funding utilized in each:

A. Forest Development

\$8,359,900

The Tribe/Agency portion of the Forest Development Program includes all activities of Forestation and Timber Stand Improvement necessary to properly manage the commercial Indian forest for a sustained yield of desired forest products. Some activities conducted by tribes in this program are (1) site preparation, (2) seed/cone collection, (3) planting, (4) greenhouse operations, (5) protection of young forest stands, (6) pre-commercial thinning, (7) fertilization, (8) weeding, (9) release, (10) species conversion, and others. These activities include all the scheduled periodic silvicultural treatments applied to a forest to bring a newly planted plantation to commercial harvest size and quality.

B. Timber Sale Administration

\$7,982,400

Timber Sale Administration at the agency level comprises all activities concerned with the administration and supervision of timber sales. These include all aspects of sale and contract preparation (cruising, silvicultural prescriptions, appraisals, advertisement, etc.); executing and supervising contracts; marking and scaling timber; and collecting, recording and distributing stumpage receipts. These funds are generally used for personal services and related travel and operating operating expenses, as well as for contracts for mapping, data gathering, surveys, etc.

C. Forest Inventory and Plans

\$3,185,600

Actions at the agency level encompass aerial photography, mapping, field forest management inventories, re-inventories, growth studies, allowable annual cut calculations, and all aspects of the development, preparation and/or revision of multiple-use forest management plans, including inventory analysis, environmental assessment and forest history.

Problems associated with the forestry program include a deficiency in state-of-the-art forest management inventory and planning on some reservations with which the Indian owners can make multiple-use management decisions. Only 31 of the total of approximately 99 trust forested reservations or properties have current forest management or operating plans. The remaining locations continue to operate with no plans, or outdated plans. Funds have been used to update those plans of most critical need or with potential for improving the economic development of the reservations involved.

(Figure B at the end of this narrative gives an estimate of the total planning segments to be completed.)

D. Assistance to Tribal Enterprises

\$21,200

Assistance to tribal enterprises consists principally of consultation and technical assistance, upon request, to tribal forest enterprises in all aspects of timber management and the primary/secondary processing of forest wood products, including stumpage appraisals, sale negotiation, contract supervision, disputes and appeals, economic analysis of potential enterprises, etc.

E. Forest Products Permits

\$763,000

Activities include cruising, product marking, stumpage appraisal, permit preparation and harvest supervision for a total number of permits exceeding 10,000 annually. Included in this number are approximately 2,000 paid permits. The remainder are of the free-use type, which permit the cutting of firewood, house logs, posts and poles, etc., by tribal members for their personal use.

F. Forest Protection

\$3,180,900

Forest protection includes all activities engaged in protecting the forest from fire, insects, disease and trespass. With respect to fire management, protection consists of acquisition and maintenance of firefighting equipment, fire detection systems, construction of fire breaks, hazard reduction and fire protection contracts with other agencies. Control of insects and disease encompasses all aspects of detection and evaluation; preparation of project proposals to secure funding, including project descriptions, environmental assessments/statements, and benefit/cost analysis; field suppression operations; and reports. Timber and fire trespass activities involve field examination and survey, damage appraisal, preparation of reports, assisting in investigations, writing demand letters and giving depositions.

The Workload Factors:

The workload factors and outputs for the total Forestry program are shown in the first section of the budget (Central Office, Area Office & Field Operations). The expenditures for the activities are so interrelated that the workload cannot be specifically identified to each dollar amount distribution.

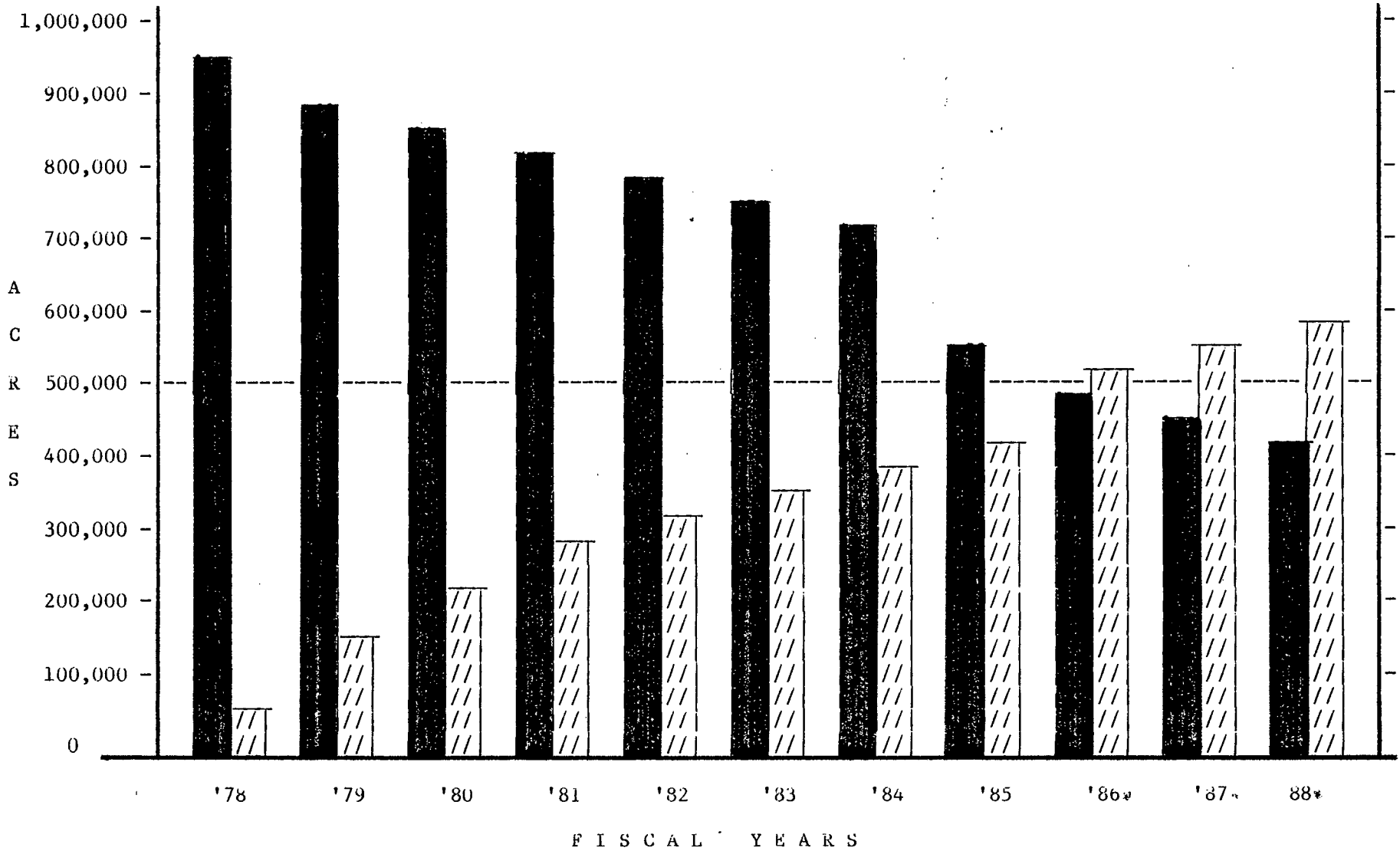
Figure A

The following workload factors are included in Forest Inventory and Plans. There is an interrelationship between the banded and non-banded forestry activities that cannot be precisely delineated; therefore, the following schedule includes estimated accomplishments with both categories of funding.

	<u>No. of Reservations</u>
Aerial Photography.....	14
Mapping.....	15
Field Inventory.....	17
Inventory Analysis.....	24
Management Plan.....	22


Figure B

F O R E S T D E V E L O P M E N T

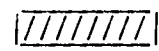


BIA - 217

* Reduction Acres are Estimated.



Backlog



Reduction

TABLE 1

ESTIMATED NUMBER OF JOBS AND INCOME GENERATED PER MILLION
BOARD FEET OF INDIAN TIMBER HARVEST (1985) ^{1/}

State/Region	Per Million Bd. Ft.		Volume Harvested ^{2/} (Millions of Bd. Ft.)	Total	
	Jobs ^{3/}	Income ^{4/} \$000		Jobs ^{3/}	Income ^{4/} \$000
Washington.....	17.6	339,300	228	4,013	77,360,400
Oregon.....	15.3	278,980	124	1,897	34,593,520
California.....	14	273,000	13	42	819,000
Montana.....	15.6	440,011	25	390	11,000,275
Southwest.....	13.6	341,510	177	2,407	60,447,270
Lake States <u>e/</u>	14	273,000	79	1,106	21,567,000
Other <u>e/ f/</u>	14	273,000	44	616	12,012,000
Total			680	10,471	217,799,465

^{1/} All dollars are constant in 1985.

^{2/} Cash sales only, does not include free-use cutting. Source: BIA Division of Forestry Annual Report, Fiscal Year 1985.

^{3/} Includes direct, indirect and induced employment.

^{4/} Data were converted from 1980 to 1985 dollars (to adjust for inflation based on GNP implicit price deflator index values for 1980 and 1983) with the real dollar value formula, Source: U.S. Forest Service Economic and Social Analysis Handbook (8-84 review draft), page 9.

^{5/} Data not available. After discussions with USFS, used multipliers obtained from other regions.

^{6/} This includes the residual 4% of all other timber harvest not classified by region. Figures used same as footnote (5).

Source: Table 4 of the "Report to the Secretary of the U.S. Department of the Interior from the Task Force on Administrative Fees in Indian Timber Management," updated with 1985 harvest data and dollars.

5. Water Resources

Base Program (\$1,502,000; FTE 4): Tribes use these funds for identifying, developing, planning, conserving and managing their water resources, with particular reference to water resource problems and uses unique to each reservation.

Funding designated in the Indian Priority System includes range water development functions which provide assistance in identifying, developing and conserving and managing range water resources. The types of work accomplished in this program include range water developments such as wells, storage tanks, pipelines, ponds and deep-pit charcos. A major component of this program is for the Navajo Tribal Waterworks program, which is a vital part of the Navajo Nation's range conservation/management effort.

6. Wildlife & Parks

Base Program (\$18,854,000; FTE 24): Indian reservations have the potential for contributing significantly toward meeting national fishing, hunting, camping and other recreational demands, while providing critical habitat for important fish, game, non-game and plant species, and a base for cultural enrichment and economic development. This program provides assistance to tribes in the conservation, development and utilization of their fish, wildlife and recreational resources, and promotes their capabilities in resource management, enhancement, regulation and enforcement. Through this program, tribes develop and refine program goals, objectives and strategies, and are able to increase and improve their technical capabilities in order to assume greater responsibility for managing their fish, wildlife and recreation resources.

A number of court cases decided in favor of Indian treaty hunting and fishing rights in recent years has resulted in increased attention toward fish and wildlife resources occupying habitats in ceded off-reservation areas. Through this program, tribes affiliated with four inter-tribal organizations (Northwest Indian Fisheries Commission, Columbia River Inter-Tribal Fish Commission, Great Lakes Indian Fish and Wildlife Commission, and Chippewa-Ottawa Treaty Fishery Management Authority) in the Pacific Northwest and Great Lakes areas have become more involved in important treaty hunting and fishing rights comanagement activities. Specific items included here are:

I. Boldt Case Area Management (\$7,510,000): The Boldt Decision of 1974 in U.S. vs. Washington reaffirmed that Stevens Treaty tribes in the State of Washington hold a valid treaty right to fish in all of their usual and accustomed places, and upheld the position that the affected tribal governments must participate in the management of the resources involved. Contracts are executed with 21 treaty fishing tribes to fulfill their obligations and responsibilities, as decreed by the Federal court in the management of treaty Salmon, Steelhead, and Herring fisheries, coordinated (state/intertribal) enhancement projects, and protection of the salmonoid resources originating in waters on and near reservations. The tribes conduct management and enhancement activities on 45 stream systems in Puget Sound and on the Washington coast, benefiting both treaty and non-treaty fishers, and regulate the fishing activities of some 1,500 treaty fishers in fresh and marine waters within their usual and accustomed fishing areas. (This amount includes base transfers of \$35.0 for Quileute, and the \$3.0 for contract support for Jamestown Klallam.)

II. Fish Hatchery Operations (\$4,170,000): Overfishing, habitat degradation and a variety of other factors have contributed to declining populations of Salmon, Trout, and many warmwater fish species in recent decades. To assist in counteracting this trend, approximately 60 artificial propagation programs have been developed on Indian reservations, targeting on Salmon in the Pacific Northwest, Rainbow Trout in the Southwest, and Walleye in the Great Lakes region. Increasing the number of fish available for harvest and establishing reasonable harvest opportunities for Indian and non-Indian fishermen are essential elements in establishing healthy fisheries. These projects increase the supply of available fish to all user groups, provide fish culture training to tribal members, maintain information necessary for continued protection and development of fishery resources, and generate jobs for tribal members.

The current budget provides for operation and maintenance of the following fish hatchery facilities:

<u>Tribe/State</u>	<u>FY 1987 Base*</u>
Hoh, WA	\$ 31,000
Lummi, WA	493,000
Makah, WA	42,000
Muckleshoot, WA	129,000
Nisqually, WA	186,000
Nooksack, WA	35,000
Point No Point, WA	332,000
Puyallup, WA	77,000
Quileute, WA	54,000
Quinault, WA	304,000
Skagit Systems Coop, WA	60,000
Squaxin Island, WA	100,000
Stillaguamish, WA	70,000
Suquamish, WA	264,000
Tulalip, WA	328,000
Metlakatla (Tamgas Creek), AK ...	315,000
Bad River, WI	45,000
Lac du Flambeau, WI	270,000
Red Lake, MN	45,000
Pyramid Lake, NV	990,000

* Above amounts include \$475,000 contract support funds which were distributed in accordance with current directives.

III. Other Fish, Wildlife and Recreation Programs (\$7,174,000): Indian tribes throughout the country continue to develop considerable interest and concern for the protection and conservation of their fish and wildlife resources. Many tribes have progressed to the point where they are fully capable of managing their resources, but require financial support to maintain projects and/or implement special biological investigations. Through this activity, tribes are able to collect baseline inventory data, assess resource development potential, implement fish and wildlife plans, promote the training of tribal members in fish and wildlife conservation, conduct special studies, support resource enhancement, protection, and management related activities, and assume responsibility for programs previously conducted by the Fish and Wildlife Service. In addition to those specific uses designated in the Indian Priority System for \$5,265,000 of this total, the following continuing programs totalling \$1,909,000 are also included.

- A. Summit Lake (\$83,000): Allows for continuation of a program developed to perpetuate a pure strain of the threatened Lahontan cutthroat trout. Provides spawn needed to operate the Summit Lake Tribe's fish hatchery.
- B. Bad River (\$50,000): Enables the tribe to pursue biological research and carry out cooperative fishery management efforts with the State of Wisconsin. The tribe has been developing a cooperative relationship with the State and other agencies to protect the fishery resources and provide for their development and enhancement.
- C. Red Cliff (\$313,000): The current program staff consists of one fisheries biologist, a technician, a secretary, and one enforcement officer. Special investigations regarding the Lake Superior fisheries are conducted in cooperation with the State of Wisconsin. The enforcement program enforces tribal fishing regulations on treaty fishing areas and on-reservation waters.
- D. Yakima Fisheries (\$258,000): Enables the Yakima tribal fisheries management program to continue protecting and managing anadromous fishery resources. The tribe has established itself as a co-manager of the fishery resources in the Yakima and Klickitat Basins and is committed to the restoration of the Salmon and Steelhead. Numerous on-reservation fishery management activities will be conducted.
- E. Umatilla (\$50,000): Provides funds to address anadromous fish resources through implementation of coordinated strategic plans developed under a joint tribal and Oregon Department of Fish and Wildlife contract with Bonneville Power Administration. The program supports a fishery management biologist to provide technical expertise and supervision of fishery resources that are of social, economic and cultural importance to the Confederated Umatilla Tribes. Planning focuses on the restoration of anadromous fishery resources in four drainage basins of northeast Oregon, in conjunction with the fish and wildlife program required under Section 4(h) of the Pacific Northwest Electric Power Planning and Conservation Act (P.L. 96-501).
- F. Chehalis (\$72,000): The Chehalis Tribe does not have reserved off-reservation treaty fishing rights as do other Washington tribes, but does engage in on-reservation fishing for Salmon and Steelhead. Because tribal members are generally dependent on the fish stock available within the reservation, efforts to maintain adequate population levels and effective harvest monitoring and habitat enhancement measures are important. These funds support a fisheries enhancement program, a professional fisheries staff, and a conservation enforcement program.
- G. Nez Perce (\$159,000): The Nez Perce Tribe's Fisheries Department provides technical assistance in co-managing fisheries resources on the reservation and in the Tribe's ceded rights area. This funding provides for the full-time services of: 1) the Tribal Fisheries Department director whose major duties are to administer, develop and implement the activities of the department while coordinating with State and Federal fisheries agencies and providing the tribe with technical input for management decisions; 2) a fishery biologist focusing on environment/habitat protection through permit and EA/EIS review; 3) a fishery technician focusing on creel census evaluation to determine allowable tribal harvest levels; and 4) clerical services and necessary travel.

- H. Colville (\$106,000): These funds support a fisheries biologist to provide technical assistance in managing the local fishery and to expand a trout stocking program. The program provides subsistence benefits for tribal members and recreational benefits to the non-Indian community.
- I. Metlakatla (\$185,000): Funds support a fisheries biologist and field office positions associated with the Tamgas Creek Hatchery. Studies are initiated to assess stock availability and harvest management options. Information gained promotes continued protection and development of the fisheries resources. Aquaculture training is provided to tribal members.
- J. Red Lake (\$69,000): The Red Lake Reservation comprises 805,845 acres, including 241,296 acres of lakes. Approximately 25 lakes and 22 miles of streams are managed for sport fishing, and the 229,296 acre Red Lake supports an important subsistence and commercial fishery. The tribe maintains a wildlife refuge on the reservation, and manageable species include the sharp-tail and ruffed grouse, Deer, Moose, Black Bear, Bald Eagle, eastern Timber wolf, and a variety of waterfowl and furbearers. This funding is used to support a conservation enforcement program on the reservation, and to develop a fish and wildlife resource management capability within the tribe.
- K. St. Croix (\$22,000): Funds support a part-time Conservation Officer to enforce the tribal code. Less than adequate conservation enforcement by the Tribe could lead to potential loss of treaty rights. The tribe must assure that the resources are maintained, and that the exercise of rights is not abused by eligible members through the indiscriminate or uncontrolled taking of fish and game.
- L. Lac Courte Oreilles (\$67,000): The Lac Courte Oreilles Tribe of Wisconsin currently maintains a fish and wildlife conservation and enforcement program on the reservation. Studies are conducted to assess stock availability and harvest management options. Information gained promotes the continued protection and development of the fisheries resources. Aquaculture training is provided to tribal members.
- M. White Earth (\$76,000): The White Earth Reservation contains 45,720 acres of open water, 21,920 acres of wetlands, and abundant fish and wildlife resources. A comprehensive five-year plan for managing the reservation's natural resources was submitted by the tribe in 1984 and includes conservation enforcement, research and management elements. Existing tribal law enforcement and biological staffs utilize these funds to implement their five-year plan.
- N. Sault Ste. Marie, Bay Mills, Grand Traverse (\$107,000): These funds provide the three Michigan tribes with fisheries enforcement, management and judicial capabilities to ensure effective utilization and protection of the Great Lakes fishery resources, for which they share responsibility with the State of Michigan. Funds support activities required for the exercise of treaty fishing rights. Programs are designed to reduce the possibilities of illegal fishing, enforce limits, generate biological information on which to base sound management decisions, and facilitate discussions with other co-management jurisdictions.
- O. Minnesota Chippewas (\$66,000): Each of the six bands of Minnesota Chippewas administers fishery and wildlife conservation programs on their reservations. The bands enforce tribal regulations and conduct some management activities. These funds support biological investigations aimed at promoting proper fish and wildlife resources management.

- P. Leech Lake (\$49,000): The Leech Lake Band is one of six Chippewa Bands in Minnesota under the aegis of the Minnesota Chippewa Tribe. The Reservation contains 232 lakes totalling over 274,000 acres. Sport fishing and tourism activities are vital to the tribe and the economy of the area. These funds are provided to the Leech Lake Division of Resources Management which is responsible for conservation enforcement, maintenance of a judicial system for trying alleged violations of the tribe's conservation code, and for participating with state officials in fisheries resources management investigations.
- Q. Fort Hall (\$177,000): Funds allow the Shoshone-Bannock Tribes to maintain a Fish and Wildlife Department staffed by professional personnel. Department staff conduct long-range fish and wildlife planning, inventory fish and wildlife habitat and populations on the reservation, participate in regional fish and wildlife coordination efforts, engage in a variety of data collection activities, and otherwise assist the tribes in managing and enhancing Treaty fish and wildlife resources.

7. Minerals and Mining

Base Program (\$1,632,000; FTE 39): Funds at this level are used for the complete scope of program operations, including personal services, travel, contracting, training, and other needs. At the present time, tribe/agency funds appear at a limited number of locations (approximately 15 in 1986). These are locations that have current programs, such as Spokane, Navajo, Osage, and others where leasing activities are in progress. As more Phase II studies are completed in the Field Operations part of the budget, we expect that more tribes will give priority to minerals and mining funding in their future budgets.

Funds are presently utilized for such things as the mineral leasing and accounting staff at the Osage Agency; (2) 638 contracts for feasibility studies and mining plans; (3) geologists; (4) exploration and development; (5) lease compliance on oil and gas contracts; (6) oil and gas assignments; (7) environmental reviews; (8) training on such things as communitization agreements; (9) travel, and (10) reproduction of materials.

8. Trust Services, General

Base Program (\$260,000; FTE 5): The Trust Services, General program provides program management and support for trust and natural resources activities in field office land and trust matters. The responsibilities of staff supported in whole or in part by this program are in the following activities: (1) environmental services; (2) rights protection; (3) real estate services; (4) appraisals; (5) land use planning and land records improvement; financial trust services; water policy implementation; (6) cultural resources and archeological clearances; (7) environmental matters, (8) and other trust related activities.

Funds may also be used for studies, contracts, geographic information system agreements and other services that may affect trust responsibilities programs at the field level.

9. Environmental Quality Services

Base Program (\$624,000; FTE 13): Funds at the tribe/agency level are used to prepare most of the minor and less controversial Environmental Assessments (EA's); assist Area Office staff in obtaining details and gathering information for preparation of more extensive EA's and Environmental Impact Statements (EIS's); review actions at earliest stages to determine if they are categorically excluded or need further documentation to comply with the National Environmental Policy Act (NEPA).

The agency personnel work with Area Office staff to determine impacts of Federal projects proposed by other agencies, which may impact Indian lands, and aid the Area Office in determining location and existence of hazardous waste sites. They are responsible for setting up on-site inspection and testing of sites; and to help Area and Central Offices in monitoring cleanup activities. They also work with Area Office archaeologists in locating sites which may be impacted by a proposed action; help in determining areas of cultural or religious importance which should be avoided; and monitor projects as they proceed to ensure that agreed upon treatment of the site is carried out.

10. Other Rights Protection

Base Program (\$4,215,000; FTE 69): At the tribe/agency level, the rights protection activity provides the Bureau of Indian Affairs with the coordination, problem solving staff, and technical support services that are required for the protection of the multi-billion dollar estate which the United States administers on behalf of the Nation's Indian tribes. This includes support to meet challenges to tribal rights and interests that are protected by treaty, statute, or Executive order, as well as the initiation of those actions required of a prudent trustee to clarify the nature of, and to ensure the continued viability of those rights.

This activity provides for the historical, technical, scientific, and other professional assistance necessary for the government to litigate challenges to Indian rights which the United States has guaranteed through treaty or statute. Field staff utilize funds provided from the Field Operations part of the budget, primarily in contracts, to obtain the required services or information needed in pursuing protection of Indian rights. They assist in addressing Statute of Limitations and Unresolved Indian Rights Issues activities, as well as in environmental requirements.

The major costs for services required in protection of Indian rights are programmed by the Central Office, under the Field Operations subactivities of Litigation Support, Attorney Fees, Unresolved Indian Rights Issues, and Hunting and Fishing Rights, based on information provided by the tribes and by the Agency and Area Offices. The funds are used by field staff to support rights protection activities, on a priority basis, considering the relative importance and urgency of the controversy or claim being negotiated, litigated, or researched.

11. Real Estate Appraisals

Base Program (\$3,479,000; FTE 82): The Code of Federal Regulations requires formal appraisals to document and support actions taken by bureau officials who give approval, or disapproval, to real estate transactions involving properties held in trust by the United States government for individual Indians and Indian tribes.

Each year, approximately 30,000 new cases are processed by the bureau. These include real estate developments, sales, partitionments, exchanges, leases and easements. Most of these cases require some kind of appraisal service, which is the only evidence the Bureau has that the Indian landowners have been fairly compensated for their lands.

Between 60 and 70 bureau appraisers provide appraisal services in support of bureau realty actions. These services require extensive market data research and analysis. The Bureau is currently implementing an ADP plan that will give appraisers the mechanism to better accomplish the bureau's appraisal needs.

Workload Data:

At the present time, bureau appraisers are doing only about 10,000 reports per year; whereas, the bureau has a need for about 30,000 per year. The following data taken from the bureau's Natural Resource Information System (NRIS) gives a good indication of the bureau's workload requirements.

1984 BIA NEW CASE TOTALS FOR ALL AREA OFFICES TO SHOW NUMBER OF POTENTIAL APPRAISAL REQUESTS:

Land Sales	13,345
Land Acquisitions	9,388
Market Value *.....	13,945
Rights of Way	1,886
Agricultural Leases	6,452
Business Leases	838
Other Leases	4,464
Fee Patents	<u>1,142</u>
Total Potential Appraisals	28,727

* Many cases reported as acquisitions are also reported as sales. These only require one appraisal. Therefore, the market value column was created to reflect the number of appraisals required. It counts only the larger of the two numbers (sales versus acquisitions) and thus avoids a double counting of potential appraisal requests.

12. Other Real Estate Services

Base Program (\$14,821,000; FTE 410): Staff at the agency level provide daily real property management services, counseling, and land use and management planning for individual Indian allottees and 517 federally recognized tribal entities, including Alaska, which own a beneficial interest in over 53 million acres of trust land. Various decision making processes are developed through cooperative efforts with the Indian landowners for the proper utilization, development and enhancement of Indian trust lands.

Some of the major functions include surface and sub-surface leasing, lease compliance, rights-of-way, land surveys, land acquisition and disposal, probates and land ownership recordkeeping.

The overall aim of these interrelated activities is to provide Indian land owners the essential data and assistance in support of the management and development of their surface and sub-surface land resources in keeping with the trust management

role of the federal government. As a result, trust land leasing activities are a major part of the real estate program and provide a major source of income to the Indians. Approximately \$300,000,000 was derived from farm, business, oil, gas and mineral leases for the fiscal year ending September 30, 1984. In addition, land owners derive millions of dollars in added land values from land improvement and conservation stipulations contained in bureau leases.

The agency staff perform initial land ownership (title) recordkeeping, which becomes more complicated daily because of the heirship problem and segregated surface and sub-surface ownership. There are over 200,000 tracts of trust land with an average tract ownership of ten undivided interest owners in allotted tracts, resulting in over 2 million separate undivided interests on which to keep records.

The preparation and administration of probates are required in the administration of trust property and are essential functions of our basic program. This has also caused, and continues to cause, the mounting Indian land heirship problem. Work with governmental and tribal entities to utilize existing authorities to resolve this problem will continue to be pursued.

13. Financial Trust Services

- * TR/AG Ops. - Transf. \$3,539.0 to non-banded Financial Trust pending decision on program ops. + 51 FTE

C. Management Operations

1. Executive Direction

Base Program (\$7,287,000; FTE 178): The executive direction is defined as the immediate office of the agency superintendent. Funding at this level is determined by the priority setting process. None of the activities of this program are contracted.

2. Administrative Services

Base Program (\$9,899,000; FTE 309): The base program at the agency level should include one or more of the five functions listed and described below:

Personnel Services: (1) Provides assistance/advice to employees/managers regarding benefits, grievances, incentive awards, etc; (2) assists in writing position descriptions, developing performance standards, initiating personnel requests, etc; and (3) insures that working personnel files/records are properly maintained and secured.

Property Management: (1) Manages, safeguards, and accounts for all agency owned or leased assets, including personal property and equipment, motor vehicles, and real property; (2) reviews and recommends the requisition, transfer/conveyance, and disposal of property and equipment; (3) maintains property controls, inventories, and reporting systems; and (4) provides direct property management supports to tribal contractors and grantees.

Purchasing: (1) Procures all supplies, materials, equipment, and services necessary for the operation of agency programs; (2) reviews purchase orders for compliance with Federal procurement regulations; (3) evaluates goods and services for acceptability; and (4) maintains procurement files and records.

Budget and Finance: (1) Performs budget planning, recommends adjustment of funds, performs fund control and related activities involving the tribes in setting budgetary priorities and goals (formerly separately funded as Program Development and Budget (Reservation Programs)); (2) prepares and processes vouchers and other obligation documents, operates imprest cash and cash collection, resolves payroll problems; (3) maintains position and FTE control; and (4) insures that fiscal records and accounts are properly maintained.

General Services: Performs a variety of work or duties which are essential to the daily operation of the agency and involve considerable staff time and dollar outlay. Such services include but are not limited to: (1) directives/forms/reports management and control; (2) Privacy Act and Freedom of Information Act coordination and reporting; (3) mail/correspondence management and control; and (4) moving of equipment or office furniture.

3. Safety Management

Base Program (\$276,000; FTE 9): The base program provides for the development, implementation, and review of the agency level safety program. This program is not considered contractible under the Indian Self-Determination Act, P.L. 93-638. As the role of the Federal employee decreases, the Safety Management function decreases.

D. New Tribes Funding

Base Program (\$900,000; FTE 0): The New Tribes Program provides the initial source of funding for newly acknowledged tribes, enabling them to begin with regular federally funded operations under their proposed budgets. New tribes are expected to assess their needs, design or propose operational programs to meet their needs, and submit proposed budgets to implement their proposed programs. New Tribe funding is used to support a wide variety of needs expressed by the newly acknowledged tribe. These needs cover such things as social services, enrollment, housing improvement, adult vocational training, natural resources conservation, reservation planning, higher education scholarships and development of tribal organic documents.

These funds have been added to the Tribe/Agency Operations priority setting process for the fiscal year 1988 cycle. They will continue to be allocated as "New Tribes" funds during the fiscal year 1987 operating year but will be redistributed in fiscal year 1988 according to the priorities of the tribes involved. The base amount of \$900,000 has been distributed by tribe as follows:

<u>Area</u>	<u>Agency</u>	<u>New Tribes</u>	<u>Amount</u>
Sacramento	Northern California	Blue Lake	\$54,000
		Redding	45,000
		Smith River	45,500
		Quartz Valley	44,000
		Elk Valley	42,000
		Kohnerville	44,000
		Table Bluff	65,500
		Agency	<u>10,000</u>
		Subtotal	<u>\$350,000</u>
Sacramento	Central California	Big Valley	\$48,000
		Buena Vista	44,000
		Cnicken Ranch	40,000
		Cloverdale	48,000
		Greenville	54,000
		Mooretown	50,000
		North Fork	48,000
		Picayune	52,000
		Pinoleville	54,000
		Potter Valley	48,000
		Redwood Valley	50,000
		Agency	<u>14,000</u>
		Subtotal	<u>\$550,000</u>
Grand Total	<u>=====</u> \$900,000		

Increase from FY 1988 Base:

<u>Program</u>	(dollar in thousands)		
	<u>FY 1988 Base</u>	<u>FY 1988 Estimate</u>	<u>+/- Difference</u>
<u>Tribe/Agency Operations</u>	\$ 292,661 (FTE) (3,662)	301,358 (3,579)	+8,697 (-83)

The proposed increase for fiscal year 1988 includes \$248,000 for continuation of the fiscal year 1986 Law Enforcement add-on. These funds represent the on-going portions of the FY 1986 Congressionally directed allocations of additional funds to selected locations/tribes. These will be added to the tribal priority funding at Western Nevada Agency (\$124,000) and Mississippi Choctaw Tribe (\$124,000).

In addition, \$29,000 is added for Metlakatla fisheries. Funds will be added to Metlakatla base funding to correct an omission which occurred during the transfer from Juneau to Portland areas. They relate to two tribal contracts for salmon and herring management.

Funds are being added to to the Billings Area (\$75,000) for trust resources management programs on Turtle Mountain allotments in Montana.

The balance of the increase (\$8,345,000) will be used to provide all tribes an estimated 3% increase in funding to partially meet past inflationary cost increases and also as an incentive to encourage the continuance of P. L. 93-638 contracted programs.

The Indian Priority System will be used to distribute the proposed increase. The data is currently being compiled and will be submitted as a revision to the Fiscal Year 1988 Estimates.

Object Class Distribution - Tribe/Agency Operations

	<u>FTE</u>	<u>Amount</u>
Personnel compensation.....	-83	-\$1,612,000
Personnel benefits: Civilian.....		-\$ 189,000
Benefits for former personnel.....		-\$ 4,000
Travel and transportation of persons.....		+\$ 756,000
Transportation of things.....		+\$ 54,000
Communications, utilities, and miscellaneous charges.....		+\$ 446,000
Other services.....		+\$1,863,000
Supplies and materials.....		+\$ 104,000
Equipment.....		+\$1,208,000
Grants, subsidies, and contributions.....		+\$6,071,000
Total.....	-83 =====	+\$8,697,000 =====

Bureau of Indian Affairs
 Summary of Requirements by Object Class
 (dollar amounts in thousands)

Appropriation: Operation of Indian Programs (Direct Program Only)

Object Class:	1988 Base		1988 Estimate		Increase (+) Decrease (-)	
	FTE	Amount	FTE	Amount	FTE	Amount
Personnel compensation:						
11.1 Full-time permanent.....	8,483	201,243	8,440	200,827	- 43	- 416
11.3 Other than full-time permanent.....	3,054	55,787	3,044	55,559	- 10	- 228
11.5 Other personnel compensation.....	--	10,924	--	10,897	--	- 27
11.9 Total personnel compensation.....	11,537	267,954	11,484	267,283	- 53	- 671
12.1 Personnel benefits: Civilian.....		33,148		33,053	-	95
13.0 Benefits for former personnel.....		1,889		1,885	-	4
21.0 Travel and transportation of persons.....		11,017		12,745		+ 1,728
22.0 Transportation of things.....		7,843		8,004		+ 161
23.1 Rental payments to GSA.....		9,707		10,133		+ 426
23.3 Communications, utilities and miscellaneous charges.....		14,369		15,004		+ 635
24.0 Printing and reproduction.....		1,298		1,478		+ 180
25.0 Other services.....		309,389		333,891		+24,502
26.0 Supplies and materials.....		74,247		76,521		+ 2,274
31.0 Equipment.....		7,176		10,484		+ 3,308
32.0 Land and structures.....		743		743		--
41.0 Grants, subsidies, and contributions.....		125,385		139,425		+14,040
42.0 Insurance claims and indemnities.....		115		115		--
Total Requirements.....	11,537	864,280	11,484	910,764	- 53	+46,484

BIA-230

Appropriation Language

BUREAU OF INDIAN AFFAIRS

Appropriation: Operation of Indian Programs

For operation of Indian programs by direct expenditure, contracts, cooperative agreements and grants including expenses necessary to provide education and welfare services for Indians, either directly or in cooperation with States and other organizations, including payment of care, tuition, assistance, and other expenses of Indians in boarding homes, institutions, or schools; grants and other assistance to needy Indians; maintenance of law and order; management, development, improvement, and protection of resources and appurtenant facilities under the jurisdiction of the Bureau of Indian Affairs, including payment of irrigation assessments and charges; acquisition of water rights; advances for Indian industrial and business enterprises; operation of Indian arts and crafts shops and museums; development of Indian arts and crafts, as authorized by law; for the general administration of the Bureau of Indian Affairs, including such expenses in field offices, [\$864,280,000] \$910,764,000, of which [not to exceed] \$29,916,000 for higher education scholarships [and assistance to public schools under the Act of April 16, 1934 (48 Stat. 596), as amended (25 U.S.C. 452 et seq.),] shall remain available for obligation until September 30, [1988] 1989, and the funds made available to tribes and tribal organizations through contracts or consolidated grants authorized by the Indian Self-Determination and Education Assistance Act of 1975 (88 Stat. 2203; 25 U.S.C. 450 et seq.) shall remain available until September 30, [1988] 1989: Provided, That this carryover authority does not extend to programs directly operated by the Bureau of Indian Affairs [; Provided further, That not to exceed \$17,966,000 shall be obligated for automatic data processing in fiscal year 1986;] unless the tribe(s) and the Bureau of Indian Affairs enter into a cooperative agreement for consolidated services; and includes expenses necessary to carry out the provisions of section 19(a) of Public Law 93-531 (25 U.S.C. 640(d)-18(a)), [\$2,931,000] \$2,000,000, to remain available until expended: [and an additional \$6,000,000 which, notwithstanding any other law, is immediately available for obligation before January 18, 1986, by the Secretary of the Interior through the Bureau of Indian Affairs only for the emergency provision of hay to Indians using the distribution formula of the Indian Acute Distress Donation Program to aid in maintaining foundation cattle herds in Montana, North Dakota, and South Dakota. The Secretary may, but is not required to, enter into contracts under section 102 of the Indian Self-Determination Act (88 Stat. 2206; 25 U.S.C. 450f) in connection with the appropriation made in this paragraph and no indirect cost or overhead shall be allowed under any such contract from any appropriation. All costs incurred directly or indirectly by the Secretary in connection with the appropriation made in this paragraph for other than the direct cost of the hay and its transportation shall be met from other amounts appropriated for the operation of Indian programs. Any part of the appropriation made in this paragraph which is not expended by March 15, 1986, shall be deobligated and shall not be available for obligation or expenditure.] [The Secretary of the Interior shall make a report or reports to Congress by September 1, 1986 on (1) the use of the appropriation in the preceding paragraph, (2) the impact of the drought disaster on the Indian reservations in Montana, North Dakota, and South Dakota, (3) longterm strategies to address the disaster on each of those reservations, and (4) the effectiveness of the carrying out of the roles (including resource management and the establishment, waiver, and collection of grazing fees and rents or other payments)

of the Federal and tribal governments in ranching, agriculture, and other land use on Indian reservations throughout the United States with recommendations to improve that effectiveness.]

None of the funds appropriated to the Bureau of Indian Affairs shall be expended as matching funds for programs funded under section 103(b)(2) of the Carl D. Perkins Vocational Education Act: Provided further, That no part of any appropriations to the Bureau of Indian Affairs shall be available to provide general assistance payments for Alaska Natives in the State of Alaska unless and until otherwise specifically provided for by Congress: Provided further, That for the fiscal year ending September 30, 1988, the Secretary may not contract for the establishment or operation of a school not currently operated by the Bureau or assisted by the Bureau under contract. [Provided further, That notwithstanding any other provision of law, within fourteen days of the date of enactment of this Act the Snowflake Dormitory in Arizona shall be closed and thereafter no funds available to the Bureau of Indian Affairs shall be available to operate an educational or boarding program at that location: Provided further, That notwithstanding any law or regulation, in allocating funds for aid to public schools under this Act of April 16, 1934, as amended, the Secretary shall enter into contracts only for the provision of supplementary educational services for Indian children: Provided further, That the Secretary of the Interior shall transfer without cost to the Saint Labre Indian School of Ashland, Montana, the interests of the United States in the supplies and equipment required by or for the school during the period when it was financially aided by the Bureau of Indian Affairs.] (Department of the Interior and Related Agencies Appropriations Act, 1986, as included in Public Law 99-190.)

Type size:
8 point 22 picas
Case 180
Red underscore
Case 210

STANDARD FORM 300
July 1964, Bureau of the Budget
Circular No. A-11, Revised.
300-101

DEPARTMENT OF THE INTERIOR
BUREAU OF INDIAN AFFAIRS
OPERATION OF INDIAN PROGRAMS

Program and Financing (in thousands of dollars)

Identification code	19 86 Estimate	19 87 estimate	19 88 estimate
14-2100-0-1-999			
Program by activities:			
Direct program:			
00.01 Education.....	283,896	217,308	222,968
00.02 Indian services.....	212,615	119,594	133,320
00.03 Economic development and employment programs.....	59,908	11,957	14,957
00.04 Natural resources development...	124,960	35,040	41,969
00.05 Trust responsibilities.....	45,739	30,259	40,099
00.06 Facilities management.....	90,463	88,597	85,671
00.07 General administration.....	77,723	64,217	70,422
00.08 Tribe/Agency operations.....	--	295,088	301,358
00.91 Total direct program.....	895,304	862,060	910,764
01.01 Reimbursable program.....	39,219	43,000	45,000
10.00 Total obligations.....	934,523	905,060	955,764
Financing:			
Offsetting collections from:			
11.00 Federal funds.....	-43,961	-48,200	-43,000
14.00 Non-Federal sources.....	-2,000	-2,000	-2,000
21.40 Unobligated balance available, start of year.....	-31,173	-25,390	-32,590
24.40 Unobligated balance available, end of year.....	25,390	32,590	32,590
39.00 <u>Budget authority</u>	882,779	862,060	910,764
Budget authority:			
40.00 <u>Appropriation</u>	869,426	862,060	910,764
40.00 Reduction Pursuant to P.L. 99-177.....	-38,353	--	--
42.00 Transferred from other accounts	25,000	--	--
43.00 <u>Appropriation (adjusted)</u>	882,779	862,060	910,764
	BIA 233		
	(Mono cast: 5)	(Mono cast: 5)	(Mono cast: 4.9)

GPO : 1971 O - 442-317

(Mono cast: 21.5)

Type size:
8 point 22 picas
Case 180
Red underscore
Case 210

STANDARD FORM 300
July 1964, Bureau of the Budget
Circular No. A-11, Revised.
300-101

DEPARTMENT OF THE INTERIOR
BUREAU OF INDIAN AFFAIRS
OPERATION OF INDIAN PROGRAMS

Program and Financing (in thousands of dollars)

Identification code 14-2100-0-1-999	1986 Estimate	1987 estimate	1988 estimate
<u>Relation of obligations to outlays:</u>			
71.00 Obligations incurred, net.....	888,562	854,860	910,764
72.40 Obligated balance, start of year.....	198,894	163,002	154,862
74.40 Obligated balance, end of year.....	-163,002	-154,862	-138,519
77.00 Adjustments in expired accounts.....	- 16,382	--	--
90.00 Outlays.....	908,072	863,000	927,107

BIA-234

(Mono cast: 21.5)

(Mono cast: 5)

(Mono cast: 5)

(Mono cast: 4.9)

DEPARTMENT OF THE INTERIOR
BUREAU OF INDIAN AFFAIRS
OPERATION OF INDIAN PROGRAMS

Object Classification (in thousands of dollars)

Identification code 14-2100-0-1-999	1986 Estimate	1987 estimate	1988 estimate
<u>Direct obligations:</u>			
Personnel compensation:			
11.1 Full-time permanent.....	203,398	201,304	200,827
11.3 Other than full-time permanent..	56,108	55,814	55,559
11.5 Other personnel compensation....	10,990	10,928	10,897
11.8 Special personal services payments.....	2,173	--	--
11.9 Total personnel compensation..	272,669	268,046	267,283
12.1 Personnel benefits: Civilian....	33,781	33,157	33,053
13.0 Benefits for former personnel...	1,907	1,889	1,885
21.0 Travel and transportation of persons.....	12,772	11,000	12,745
22.0 Transportation of things.....	6,980	7,827	8,004
23.1 Rental payments to GSA.....	9,493	9,800	10,133
23.3 Communications, utilities, and miscellaneous charges.....	15,622	14,500	15,004
24.0 Printing and reproduction.....	1,023	1,244	1,478
25.0 Other services.....	322,874	307,663	333,891
26.0 Supplies and materials.....	78,722	74,009	76,521
31.0 Equipment.....	7,763	7,176	10,484
32.0 Land and structures.....	743	743	743
41.0 Grants, subsidies, and contributions.....	130,840	124,891	139,425
42.0 Insurance claims and indemnities.....	115	115	115
99.0 Subtotal, direct obligations.....	895,304	862,060	910,764
99.0 Reimbursable obligations	39,219	43,000	45,000
99.9 Total obligations.....	934,523	905,060	955,764

Type size:
8 point 22 picas
Case 180
Red underscore
Case 210

STANDARD FORM 300
July 1964, Bureau of the Budget
Circular No. A-11, Revised.
300-101

DEPARTMENT OF THE INTERIOR
BUREAU OF INDIAN AFFAIRS
OPERATION OF INDIAN PROGRAMS

PERSONNEL SUMMARY

Identification code 14-2100-0-1-999	1986 actual Estimate	1987 estimate	1988 estimate
<p><u>Direct:</u></p> <p>Total number full-time permanent positions.....</p> <p>Total compensable workyears: Full-time equivalent employment.... Full-time equivalent of overtime and holiday hours.....</p> <p><u>Reimbursable:</u></p> <p>Total full-time permanent positions...</p> <p>Total compensable workyears: Full-time equivalent employment.... Full-time equivalent of overtime and holiday hours.....</p>	<p>9,393</p> <p>11,766</p> <p>353</p> <p>607</p> <p>878</p> <p>27</p>	<p>9,201</p> <p>11,527</p> <p>346</p> <p>598</p> <p>848</p> <p>25</p>	<p>9,164</p> <p>11,484</p> <p>344</p> <p>576</p> <p>824</p> <p>25</p>
	<p>BIA-236</p> <p>(Mono cast: 5)</p>	<p>(Mono cast: 5)</p>	<p>(Mono cast: 4.9)</p>

GPO : 1971 O - 442-317

(Mono cast: 21.5)

Department of the Interior
 STATUS OF DEBT COLLECTION
 (In thousands of dollars)

Agency Contact: M. Parks
 Phone: 343-1483

Identification Code: 14-2100-0-1-999
 Account Title: Operation of Indian Programs

Status of Receivables	1985 (ACTUAL)	1986 (EST)	1987 (EST)	(1988 EST)
1. Receivables, start of year.....	12,730	12,834	12,940	7,540
2. New receivables.....	13,201	13,099	12,000	12,766
3. Receivables collected. (Current).....	-13,081	-12,968	-16,000	-14,016
(Delinquent/defaulted receivables).....	(-12,843)	(-12,708)	(-15,000)	(-12,000)
4. Write Offs.....	(- 238)	(- 260)	(- 1,000)	(- 2,016)
5. Receivables, end of year.....	- 16	- 25	- 1,400	- 1,500
6. (Delinquent/defaulted receivables).....	12,834	12,940	7,540	4,790
	12,595	12,681	6,532	3,837

CONSTRUCTION

DEPARTMENT OF THE INTERIOR
ANALYSIS OF RESOURCES

(In thousands of dollars)

BUREAU: Indian Affairs
 ACCOUNT: Construction
 (14-2301-0-1-452)

	<u>1986</u>	<u>1987</u>	<u>1988</u>	
			<u>Agency Request</u>	<u>Current Policy</u>
Budget Authority.....	103,318	59,155	101,434	59,155
Outlays.....	105,000	98,000	106,000	88,000
FTE/Total.....	152	149	149	149

Multi-year Planning Estimates

<u>Budget Authority:</u>	<u>1988</u>	<u>1989</u>	<u>1990</u>	<u>1991</u>	<u>1992</u>
Agency Request.....	101,434	103,305	106,482	108,941	111,144
Current Policy.....	59,155	59,155	59,155	59,155	59,155
<u>Outlays:</u>					
Agency Request*.....	106,000	100,929	103,706	106,324	108,734
Current Policy.....	88,000	78,000	68,000	58,000	58,000

* Includes spend-out of prior year obligated balance.

BIA - 238

Analysis of Budgetary Resources by Activity
(Dollar Amounts in Thousands)

Account: Construction

Activity	FY 1986 Approp.	FY 1987 Approp.	FY 1988 Approp.	FY 1988 (+)/(-) from 1987 Approp.
1. Buildings & Utilities				
BA available for obligation:				
Appropriation.....	36,344	28,960	48,900	+19,940
Unoblig. bal. brt. fwd....	18,140	16,484	13,444	-3,040
Total BA available.....	<u>54,484</u>	<u>45,444</u>	<u>62,344</u>	<u>+16,900</u>
Less obligations.....	<u>-38,000</u>	<u>-32,000</u>	<u>-46,000</u>	<u>-14,000</u>
Subtotal.....	16,484	13,444	16,344	+2,900
Transfer out.....	-12,500*	---	---	---
Transfer in.....	12,500**	---	---	---
Unoblig. bal. brt. fwd.....	<u>16,484</u>	<u>13,444</u>	<u>16,344</u>	<u>+2,900</u>
2. Irrigation Systems				
BA available for obligation:				
Appropriation.....	17,438	13,900	22,812	+8,912
Unoblig. bal. brt. fwd....	19,613	11,740	7,640	-4,100
Total BA available.....	<u>37,051</u>	<u>25,640</u>	<u>30,452</u>	<u>+4,812</u>
Less obligations.....	<u>-30,000</u>	<u>-18,000</u>	<u>-22,000</u>	<u>-4,000</u>
Subtotal.....	7,051	7,640	8,452	+812
Transfer out.....	-12,500*	---	---	---
Transfer in.....	17,189***	---	---	---
Unoblig. bal. brt. fwd.....	<u>11,740</u>	<u>7,640</u>	<u>8,452</u>	<u>+812</u>
(FTE)	(81)	(81)	(81)	(--)
3. Housing				
BA available for obligation:				
Appropriation.....	42,564	16,295	29,722	+13,427
Unoblig. bal. brt. fwd..	2,709	19,273	7,568	-11,705
Total BA available....	<u>45,273</u>	<u>35,568</u>	<u>37,290</u>	<u>+1,722</u>
Less obligations.....	<u>-26,000</u>	<u>-28,000</u>	<u>-30,000</u>	<u>-2,000</u>
Unoblig. bal. brt. fwd....	19,273	7,568	7,290	-278
(FTE)	(71)	(68)	(68)	(--)
4. Land Acquisition				
BA available for obligation:				
Appropriation.....	2,283	---	---	---
Unoblig. bal. brt. fwd....	1,229	---	---	---
Total BA available....	<u>3,512</u>	---	---	---
Less obligations.....	<u>-3,512</u>	---	---	---
Unoblig. bal. brt. fwd....	---	---	---	---

Continued - Account: Construction

Activity	FY 1986 Approp.	FY 1987 Approp.	FY 1988 Approp.	FY 1988 (+)/(-) from 1987 Approp.
<u>Account Totals</u>				
BA available for obligation:				
Appropriation.....	98,629	59,155	101,434	+42,279
Unoblig. bal. brt. fwd....	41,691	47,497	28,652	-18,845
Total BA available.....	140,320	106,652	130,086	+23,434
Less obligations.....	-97,512	-78,000	-98,000	-20,000
Subtotal.....	42,808	28,652	32,086	+3,434
Transfers.....	+4,689	---	---	---
Unoblig. bal. brt. fwd.....	47,497	28,652	32,086	+3,434
(FTE)	(152)	(149)	(149)	(--)

* Transfer out of \$25,000,000 to OIP account for FY 1986 fire suppression costs (\$12.5 million from Irrigation Systems and \$12.5 million from Buildings and Utilities)..

** Transfer in of \$12,500,000 from OIP account to repay FY 1985 fire suppression costs.

*** Transfer in of \$4,689,000 from National Park Service to repay 1984 fire suppression costs, and transfer in of \$12,500,000 from OIP account to repay 1985 fire suppression costs for a total of \$17,189,000.

Justification for Construction

Account: Construction
 Activity: Buildings Utilities

(Dollar amounts in thousands)

<u>Program Elements</u>	FY 1987		FY	Inc. (+)
	Pres. Budget	As Amend.	1988	Dec. (-)
			Estimate	From 1987
A. Education Project	\$ ---		8,400	+8,400
B. New Construction, Advance Planning and Design	\$ --- (FTE)	(---)	(---)	(---)
C. Facilities Improvement and Repair	\$ 29,260 (FTE)	(---)	40,500 (---)	+11,240 (---)
Total Requirements	\$ 29,260 (FTE)	(---)	48,900 (---)	+19,640 (---)

A. New Construction, Education Construction

Authorizations: 25 U.S.C. 13 (The Snyder Act of November 2, 1921) is the basic authority under which the Secretary provides services, including construction of facilities to support operating programs, to federally recognized Indians.

Objectives: To plan, design, and construct new school facilities.

Justification: It is the responsibility of the Bureau of Indian Affairs to provide adequate and safe educational facilities to eligible communities within the authority structure quoted. Schools may be Bureau operated or contract operated by tribal organizations.

New construction funds are being requested for construction of Turtle Mountain Middle School, which sustained considerable fire damage in FY 1985. Turtle Mountain Middle School is ranked number 1 on the new construction priority ranking list, and it will be ready for construction in FY 1988.

Within this FY 1988 proposal, a total of \$8,400,000 will be used for the construction of Turtle Mountain Middle School. The detailed project description follows.

EDUCATION CONSTRUCTION PROJECT JUSTIFICATION

NORTH DAKOTA - Turtle Mountain Indian Reservation	<u>Cost in Thousands</u>
<u>Project Title:</u> Turtle Mountain Middle School	\$ 8,400

Need: The Turtle Mountain Middle School is to be developed as a replacement for the portion of that school that was destroyed by fire. Enrollment in the school is 350 students. Repair of existing structures is necessary, along with replacement of burned-out facilities.

Description: The middle school will house 350 students in grades K-6, 7 and 8. It will include a dining room, administrative offices, a library/media center, a computer center, guidance suites, and classrooms. Units to be retained for use are the gymnasium, 12 classrooms, the entire elementary wing (housing grades K-4), and the kitchen. Estimated costs are as follows:

Academic Building (including gym)	\$7,200,000	
Supervision and Contingencies	700,000	
Equipment	275,000	
Program Contingency	<u>191,000</u>	
Estimated Total Project Cost	\$8,366,000	Rounded to \$8,400,000

Benefits: Construction of this project will enable the Bureau to provide educational facilities for students at Turtle Mountain Elementary/Middle School. A modern educational facility will thus become available.

B. New Construction, Advance Planning and Design

No funds are requested in this category for FY 1988, since the planning and design work for funded construction projects and those for which funding has been requested through FY 1988 has been completed.

C. Facility Improvement and Repair (FI&R) Program

Authorization: 25 U.S.C. 13 (The Snyder Act of November 2, 1921) is the basic authority under which the Secretary provides services, including improvement and repair of facilities to support operating programs, to federally recognized Indians.

Objectives:

1. To reduce facility improvement and repair needs, with emphasis on critical life safety needs as they arise;
2. To consolidate underutilized facilities (particularly school plants), to maximize use of existing facilities, and to eliminate or reduce continuing costs of repair, operation, and maintenance;
3. To repair or refurbish facilities (e.g., renovations, improvements, demolitions, or additions) in lieu of totally new construction; and
4. To continue the boiler repair and emergency repair programs.

Justification \$40,500,000: The Bureau of Indian Affairs manages over 8,200 structures at approximately 400 locations throughout the United States. The improvement and repair of these structures is a continuing effort. Opportunities for cost savings exist through the consolidation of underutilized facilities. Unused facilities that are unsafe or determined to be in excess of Bureau needs will be disposed of by transfer, sale, or demolition; \$500,000 is requested to continue the demolition program. The increase of \$11,240,000 will be used to stabilize the deterioration rate of the buildings. The major thrust of the Construction, Buildings and Utilities activity has shifted from building new facilities, pending completion of the comprehensive master plan for Education, to improving and repairing existing facilities. Further studies of schools and other facilities on or near reservations will continue to be undertaken to determine which facilities can be consolidated and/or closed and which should be repaired or remodeled.

In addition to accomplishing needed repairs and improvements, correcting functional deficiencies, and modernizing facilities to meet today's standards, requirements for compliance with laws and regulations concerning safety, environmental protection, energy conservation, and the handicapped must be met. Also included in this activity is the upgrading of headquarters' office buildings. Repair tasks include updating buildings and utilities to correct existing functionally unsafe and/or unsanitary conditions and bringing various structures up to regulatory requirements. Immediate repairs will be required on some facilities to correct unforeseen damage which prevents the operation of the Bureau programs housed therein. The installation of equipment will be required in instances where facilities are expanded or functionally changed in order to meet program requirements.

The need for FI&R projects will continue until all Bureau facilities can be maintained under a normal maintenance program and all antiquated but still-needed facilities are replaced. The annual boiler inspection program will continue, with funds provided for boiler repair or replacement and continued safe operations. Funds are also provided for advance design to facilitate implementation of future-year repair and improvement projects. The status of the FY 1986 projects is shown in the table below. The FY 1987 FI&R program list will be published in the Federal Register at a later date.

The project list, estimated funding, and obligation date for the 1986 projects are as follows:

(dollars in thousands)

<u>Project</u>	(ECCAA) Estimated Construction Contract <u>Award Amount</u>	<u>Date of Obligation</u>
Pierre Indian Learning Center	\$ 1,347,100	8/10/86
Turtle Mountain L&O Facility	2,070,000	7/14/86
Blackfeet Dormitory	1,182,820	6/24/86
Carter Seminary Air Conditioning	141,000	7/29/86
Sells L&O Facility	1,004,900	7/11/86
Owyhee L&O Facility	753,000	9/30/86
Fort Apache L&O Facility	1,678,400	10/30/86
Hopi/Moencopi Day School	850,000	9/15/86
Mescalero Agency Headquarters*	921,400	1/05/87
Greasewood School	6,116,500	8/29/86
Chi-Chil-Tah Boarding School	6,135,000	7/22/86
Chinle Boarding School-Phase I	2,960,855	11/25/85
Warm Springs Headquarters**	1,427,000	9/11/86
Bogue Chitto-Boarding School	165,000	1/05/87
Conehatta School	125,000	1/05/87
Redwater Day School	494,000	1/05/87
Choctaw	242,000	1/05/87
TOTAL	<u>\$27,613,975</u>	

* Office Building Only

** No Quarters

FACILITY IMPROVEMENT REPAIR PROGRAM JUSTIFICATION FOR FY 1988

Description:

Construction.....	\$ 29,500,000
Construction Support.....	11,000,000
TOTAL FY 1988 PROGRAM	<u>\$ 40,500,000</u>

The \$29,500,000 requested is the amount required to fund estimated FI&R construction contract awards. The \$11,000,000 requested for support finances includes design and engineering costs; the emergency, boiler, and minor improvement repair programs; and equipment, construction contingency, and management inspection costs. Planning for the FY 1988 FI&R Priority Listing is underway. The following is a tentative list of the FY 1987 FI&R projects:

<u>ABERDEEN</u>	<u>PROJECT</u>	<u>COST</u>	<u>CATEGORY OF NEEDS ADDRESSED 1/</u> <u>AS CARRIED ON BACKLOG</u>
84A11Z	Bullhead	\$ 1,300,000	
85A01Z	Eagle Butte L & O	1,451,700	2, 3, 4, 5
82A12Z	Mandaree	500,000	3, 4, 5
85A02Z	Fort Yates	535,000	2, 3, 4, 5
		<u>3,786,700</u>	
<u>ANADARKO</u>			
84B01Z	Haskell	600,000	1, 2, 3, 4
<u>MUSKOGEE</u>			
84G02Z	Carter	266,000	2, 3, 5
<u>PHOENIX</u>			
85H04Z	Papago (3 sites)	969,100	2, 3, 4, 5
<u>ALBUQUERQUE</u>			
84L01Z	Santa Fe Ind. Sch.	1,276,000	2, 3, 4, 5
<u>NAVAJO</u>			
83N04Z	Tuba City Elem. Sch. & HDQ.	2,700,000	1, 2, 3, 4, 5
85N12Z	Beclabito	143,000	2, 3, 4, 5
85N04Z	Crystal	1,351,000	2, 3, 4, 5
85N02Z	Wingate Elem. Sch.	1,386,000	1, 2, 3, 4, 5
82N02Z	Wide Ruins	529,000	1, 2, 3, 4
83N18Z	Low Mountain	1,066,000	1, 2, 3, 4, 5
84N08Z	Shonto	2,250,000	2, 3, 4
83N08Z	Nazalini	545,000	2, 3, 4
86N02Z	Tuba H.S. Roof	1,500,000	
		<u>11,470,000</u>	(Not yet a safety hazard, but potential one if work is long deferred.)
<u>PORTLAND</u>			
84P01Z	Warm Springs (4 sites)	200,000	3, 4
<u>EASTERN</u>			
84S10Z	Cherokee L&O	<u>2,178,000</u>	2, 3, 4, 5
<u>Total FI&R Construction FY-87</u>		\$20,745,800	

1/ 1-Safety related work of a critical nature; 2- Sanitary-related work; 3- Safety-related work of a non-critical nature; 4- Work required because of violation of code or regulation; 5- Work required because of a functional deficiency.

Construction (\$29,500,000)

Work to be performed in FY 1988 will consist of design and construction improvements, which may be categorized as follows (not all types of work will be performed on each project):

Life Safety or Environmental Hazards Correction: This type of work involves correcting all items that threaten the lives of occupants under normal or emergency circumstances. Examples: providing fire-related exits, fire alarms, and emergency lighting, removal of asbestos, utility replacements (gas lines).

Code Deficiency Correction: This work involves correcting those deficiencies related to building codes which are not considered to be of imminent danger to the occupants. Examples: improving ventilation, adding bathrooms and drinking fountains.

Handicapped Accessibility Improvement: These improvements are made by modifications, remodeling, or providing additions to make occupied portions of the structure accessible to handicapped people in wheelchairs. Examples: installation of ramps, modification of restrooms.

Energy Efficiency Improvement: This type of work involves modifications and remodeling to reduce energy loss through the shell of the building or to increase the efficiency of heat generation and distribution. Examples: installing insulation, replacing deteriorated utility systems.

General Repair: This work includes all items needing repair, but which do not involve safety codes or proper functional use of the building. Examples: replacing deteriorated roofing, siding, flooring.

Functional Deficiency Correction: This work involves correcting those deficiencies that interfere with the intended functional use of the structure. Examples: moving partitions to provide proper traffic patterns or better classroom space, upgrading electrical circuits, providing adequate lighting.

Demolition: Structures which are unsafe or otherwise unfit for use and which cannot be economically restored to useful service are demolished.

Construction Support (\$11,000,000)

Emergency Repair (\$1,000,000): Emergency repair needs result from unforeseen occurrences and require immediate corrective action to allow the day-to-day operations of the various Bureau programs to continue. This effort is being increased by \$400,000 to cover anticipated demands due to the age of the facilities. These funds are administered by the Office of Facilities Management and are channeled through the Area Facilities Management Offices to the facility location for accomplishment of the work required. The projects are then completed via force account or emergency contract for the work involved. Examples include repairing or replacing mechanical and utility system components and correcting fire or storm damage.

Boiler Repair (\$1,000,000): The Bureau has approximately 2,600 boilers and 500 L.P. tanks at 215 facilities. To insure the safe, proper, and efficient use of these boilers, the Bureau provides for operator training, annual inspections, routine maintenance, and necessary repairs. This annual program has shown excellent results, and estimated repairs have been reduced by \$500,000. Funds for the boiler repair program will be programmed to locations identified by the annual boiler inspection. The Bureau estimates that during the fiscal year approximately

40 facilities will need major repair work, involving some 100 boilers. The repairs are estimated at an average cost of \$10,000 per repair, for a total of approximately \$1,000,000.

The Boiler Repair Program is performed by the Bureau's Area and Agency Offices, with oversight provided by the Office of Facilities Management. (Routine maintenance of boilers is a part of the Bureau's Operation and Maintenance program, not the FI&R program, but it is mentioned here to provide a total picture of the Bureau's boiler-related activities.)

Minor Repair (\$3,000,000): Minor repair involves correcting all items, including asbestos abatement in BIA and contract schools, needing repair which can be accomplished at the local level without engineering or design assistance, and which are beyond the capacity of the Operation and Maintenance Program. Examples include repairing water tanks, windows, and roofs.

Advance Planning and Design (\$1,000,000): The number of previously designed projects which had been "shelved" has been reduced, and increased funding will require additional planning and design. Funds for advance planning and design will be used to provide project working drawings and specifications for FI&R construction to be done during the ensuing fiscal year. When a project design is completed in advance, construction contracts are awarded in the first and second quarters of the fiscal year. In addition, projects are coordinated and phased to minimize classroom disruption, to allow for climatic considerations (e.g., northern states have a short construction season), and to provide for modifications required by curriculum changes.

Demolition/Consolidation (\$500,000): Funds will be used for the space utilization/demolition program to identify and proceed with demolition of Bureau facilities that are underutilized or that can be demolished. Excess buildings have been abandoned due to uneconomical rehabilitation costs. These buildings are boarded up; however, they present a hazard to curious children, vagrants, and others, and should be demolished as soon as possible. Since underutilized facilities are costly to secure and maintain, this program will result in substantial savings in operation and maintenance costs.

The remaining amount of \$4,500,000 for Construction Support includes funds for project contingency (\$2,300,000); management and inspection (\$1,500,000); equipment (\$500,000); travel and printing of engineering drawings (\$200,000), due to the increased FI&R Programs.

Justification for Construction

Account: Construction
 Activity: Irrigation Systems

(Dollar amounts in thousands)

	<u>FY 1987</u> Pres. Budget As Amend.	<u>FY</u> 1988 Estimate	Inc. (+) Dec. (-) From 1987
Papago (P.L. 97-293)	\$ 1,500	---	-1,500
Flathead Irrigation Rehab.	\$ 1,000	1,000	---
Dam Safety	\$ 9,155	19,567	+10,412
Surveys and Designs	\$ 500	500	---
Engineering and Supervision	\$ 1,745	1,745	---
	(FTE) (81)	(81)	---
 Total Requirements	 \$ 13,900 (FTE) (81)	 22,812 (81)	 +8,912 (--)

Authorization: 25 U.S.C. 13 (The Snyder Act of November 2, 1921) is the basic authority under which the Secretary provides for the extension, improvement, operation, and maintenance of existing Indian irrigation systems and for development of water supplies. In addition, most of the major projects have specific authorizations.

Objectives: To develop water supplies and the distribution systems needed to irrigate all practicably irrigable Indian lands. This involves the construction of new irrigation systems and the extension and/or rehabilitation of existing irrigation systems so that Indian lands in the arid and semi-arid West can be developed to their full productive capacity. By doing so, this program will provide a means by which Indians can put much of their valuable water to beneficial use.

Program Summary: The estimate of \$22,812,000 will provide \$1,000,000 for rehabilitation of the irrigation distribution system of the Flathead Indian Irrigation Project; \$19,567,000 to implement the safety of dams program, as directed by Secretarial Order No. 3048 of February 28, 1980; \$500,000 for surveys and designs to determine the need for rehabilitation work on existing projects; and \$1,745,000 for engineering and supervision.

Justification: Detailed justifications are provided for irrigation construction expenditures identified herein.

Irrigation Construction Projects
Fiscal Year 1988

The detailed project justifications for the irrigation construction expenditures are as follows:

- a. Project Construction.....\$1,000,000
- Flathead Project Rehabilitation.....\$1,000,000

On October 2, 1984, the Secretary directed the BIA and the Bureau of Reclamation to conduct a comprehensive examination of the Flathead Indian Irrigation Project. The examination was completed in October of 1985. Based on the report of identified and documented deficiencies of the Project,

the Secretary, by memorandum dated November 29, 1985, directed that the Bureau of Reclamation manage the water releases and associated delivery system of the project. He also directed the Assistant Secretaries of Indian Affairs and Water and Science to initiate a program to rehabilitate the irrigation distribution system. This \$1 million request is to continue the rehabilitation program. Phasing of the proposed rehabilitation work will consider the results of the ongoing water rights adjudication and further engineering evaluation of the system by the Bureau of Reclamation.

b. Surveys and Designs.....\$500,000

Surveys and designs are required to provide the planning necessary for extension and rehabilitation of existing projects. Engineering and soil surveys, geological investigations, and water availability determinations are essential in ascertaining physical feasibility of development. Costs and benefits are calculated for proposed developments, and projects are formulated to provide Indian economic development where water is the critical element. These surveys and designs are performed by or under the direction of existing staff at Area and Project Offices. Where necessary, in-house capability will be supplemented by contract.

c. Engineering and Supervision.....\$1,745,000

This item represents funds for salaries, travel, and operational expenses for project engineering, design, and construction supervision. Most staff employees engaged in these activities are located in Bureau of Indian Affairs field offices and are headquartered in Albuquerque, New Mexico; Billings, Montana; Phoenix, Arizona; Portland, Oregon; Sacramento, California; and Window Rock, Arizona.

d. Safety of Dams.....\$19,567,000

In recognition of a need to assess and address dam safety deficiencies of structures being managed and operated by the Bureau of Indian Affairs, the Assistant Secretary - Indian Affairs, on May 5, 1978, executed a Memorandum of Understanding with the Commissioner of Reclamation to provide technical expertise in the field of dam safety inspection, consultation, and related activities. Subsequently, dam safety deficiencies were identified as a Department-wide concern, and on February 28, 1980, Secretarial Order 3048 was issued in recognition of this program need. The Memorandum of Understanding executed in 1978 continued to be utilized as the primary instrument in implementing the Secretarial Order. The Bureau of Reclamation, on a reimbursable basis, provides initial inspections and evaluations of the high and significant hazard-potential dams and follows up with required periodic inspections and reevaluations of structures that are the responsibility of the Bureau of Indian Affairs. The first round of initial on-site inspections was completed in FY 1984, with a number of evaluations and reports completed in FY 1985; however, four additional dams were identified for review in terms of need for initial on-site inspection and confirmation of downstream hazard potential: Canyon Diablo, Round Rock, and Wauneka Dams in the Navajo Area and Meneger's Dam in the Phoenix Area. Of the four dams identified in FY 1987 for possible addition to the program, Meneger's and Canyon Diablo were found to be low-hazard potential structures; Round Rock was added to the inventory as a high-hazard potential dam; and the downstream hazard classification of Wauneka Dam is still undetermined.

The Bureau of Indian Affairs has designated an irrigation program engineer at each Area Office and at the Central Office to perform safety of dam activities as a collateral duty.

On a continuous basis, the funding requirements for structural modifications of 52 structures are updated and/or ascertained; schedules for corrective work are developed and priorities confirmed or established, based upon the severity of the identified safety deficiencies, among other factors, as they relate to public safety.

The summary of proposed Safety of Dams funding for FY 1988 is as follows:

High-hazard potential dams - intermediate inspections and evaluations	\$ 400,000
Low-hazard potential dams - inspections and evaluations, and program coordination	337,000

Structural modifications, in priority order:

Ganado (Navajo, Arizona)	32,000
Black Lake (Flathead, Montana)	1,000,000
Ponca (Rosebud, South Dakota)	100,000
Pablo (Flathead, Montana)	500,000
Blackrock (Zuni, New Mexico)	320,000
Aassyi (Navajo, Arizona)	480,000
Rosebud (Rosebud, South Dakota)	400,000
Standing Rock (Standing Rock, South Dakota)	800,000
Santa Ana (Santa Ana Pueblo, New Mexico)	700,000
Washakie (Wind River, Wyoming)	1,000,000
Lauer (XI Ranch, California)	100,000
Equalizer (Fort Hall, Idaho)	500,000
Round Rock (Navajo, Arizona)	1,000,000
Picacho (San Carlos, Arizona)	552,000
Crow Creek (Crow Creek, South Dakota)	1,146,000
Ray Lake (Wind River, Wyoming)	750,000
Tsaile (Navajo, Arizona)	100,000
Acomita (Acoma Pueblo, New Mexico)	750,000
Dulce (Jicarilla, New Mexico)	200,000
Lake Mescalero (Mescalero, New Mexico)	3,000,000
Lower Mundo (Jicarilla, New Mexico)	1,000,000
Willow Creek (Crow, Montana)	1,000,000
Captain Tom (Navajo, Arizona)	1,000,000
Indian Lake (Umatilla, Oregon)	700,000
Lower Two Medicine (Blackfeet, Montana)	750,000
Red Lake (Navajo, Arizona)	450,000
Coolidge Modification Report	500,000
Total	\$19,567,000

- (1) High-hazard potential dams - intermediate inspections and evaluations (\$400,000): The intermediate inspections at 3-year intervals and the formal SEED inspections at 6-year intervals constitute the ongoing inspection activity in the dam safety program. In FY 1986, thirteen structures were scheduled for intermediate inspection and evaluation.

(2) Low-hazard potential dams - inspections and evaluations, and program coordination (\$337,000): Inspections and evaluations of 228 low-hazard dams have not proceeded as rapidly as those for high-hazard dams. Funds are provided to continue this work in FY 1987. Program coordination will be a continuing need for ongoing work with the Bureau of Reclamation, with field staff assigned dam safety responsibilities, and to provide or to attend training sessions and other meetings on dam safety.

(3) Structural Modifications Estimated for FY 1988:

Ganado (\$32,000): The funds will be used to complete the modification work of enlarging the spillway capacity and replacing the outlet works.

Black Lake (\$1,000,000): \$125,000 will provide for the modification analyses and preparation of the conceptual and final designs; \$875,000 will start the construction phase of the modification work of enlarging the hydrologic adequacy of the dam and spillway, extending the downstream toe of the dam and/or providing a downstream stability berm, and repairing the outlet works.

Ponca (\$100,000): The funds will be used to complete the construction part of the modification work of rehabilitating the primary spillway structure, enlarging the auxiliary spillway, and rehabilitating the outlet works.

Pablo (\$500,000): The funds will be used to complete the construction part of the modification work of replacing outlet works, cutoff and slurry trenches, and extending the downstream toe of the dam.

Blackrock (\$320,000): The funds will be used to complete the construction phase of the modification work of enlarging the spillway capacity and constructing a new cutoff and slurry trenches.

Aassyi (\$480,000): The funds will be used to complete the modification work of enlarging the spillway capacity and/or raising the dam.

Rosebud (\$400,000): \$100,000 will provide for the the modification analyses and preparation of the conceptual and final designs; \$300,000 will be used to complete the construction phase of the modification work of enlarging the spillway capacity.

Standing Rock (\$800,000): \$100,000 will provide for the modification analyses and preparation of the conceptual and final designs; \$700,000 will be used to complete the construction phase of the modification work of enlarging the spillway capacity, repairing/replacing outlet works and extending downstream toe of the dam.

Santa Ana (\$700,000): \$100,000 will provide for an early flood warning system; \$100,000 will provide for the modification analyses and preparation of the conceptual and final designs; \$500,000 will provide for completion of the construction phase of the modification work of enlarging the hydrologic capacity of the spillway and outlet works.

Washakie (\$1,000,000): \$150,000 will provide for the modification analyses and preparation of the conceptual and final designs; \$850,000 will provide for completion of the construction phase of the modification work of enlarging the hydrologic capacity of the spillway, extending the downstream toe of the dam and/or providing a downstream stability berm, and rehabilitating the outlet works.

Lauer(\$100,000): \$20,000 will provide for the designs and specifications; \$80,000 will provide for completion of the construction to replace the outlet works, to clear the embankment proper and the spillway area; to provide wave protection for the embankment; and to provide access road improvement for construction work and equipment.

Equalizer (\$500,000): \$100,000 will provide for the modification analyses and preparation of the conceptual and final designs; \$400,000 will provide for starting the construction portion of the modification work of enlarging the hydrologic capacity of the dam for flood routing and reservoir evacuation and/or extending the downstream toe of the dam.

Round Rock (1,000,000): \$150,000 will provide for the modification analyses and preparation of the conceptual and final designs; \$850,000 will provide for starting the construction phase of the modification work of enlarging the hydrologic capacity of the dam and its appurtenances, extending the downstream toe of the dam and/or providing a downstream stability berm, and rehabilitating the outlet works.

Picacho (\$552,000): The funds will be used to complete the modification work of enlarging the spillway capacity and providing a downstream stability berm.

Crow Creek (\$1,146,000): \$150,000 will provide for the modification analyses and preparation of the conceptual and final designs; \$996,000 will be used for the construction part of the modification work of replacing the spillway structures and the outlet works.

Ray Lake (\$750,000): \$125,000 will provide for the modification analyses and preparation of the conceptual and final designs; \$625,000 will be used to complete the construction phase of the modification work of enlarging the spillway capacity and repairing the outlet works.

Tsaile (\$100,000): The funds will be used to complete the construction phase of the modification work of enlarging the hydrologic capacity of the spillway.

Acomita (\$750,000): \$125,000 will provide for the modification analyses and preparation of the conceptual and final designs; \$625,000 will be used for the construction portion of the modification work of enlarging the spillway capacity and replacing/rehabilitating the outlet works.

Dulce (\$200,000): The funds will be used to complete the construction phase of the modification work of enlarging the spillway capacity and replacing the outlet works.

Lake Mescalero (\$3,000,000): The funds will be used to complete the construction phase of the modification work of enlarging the spillway capacity and replacing the outlet works.

Lower Mundo (\$1,000,000): \$150,000 will provide for the modification analyses and preparation of the conceptual and final designs; \$850,000 will be used to start the construction phase of the modification work of enlarging the hydrologic capacities of the dam and spillways, extending the downstream toe of the dam and/or providing a downstream stability berm, rehabilitating the outlet works, and providing embankment protection.

Willow Creek (\$1,000,000): \$150,000 will provide for the modification analyses and preparation of the conceptual and final designs; \$850,000 will be used to start the construction phase of the modification work of enlarging the hydrologic capacities of the dam and spillways, extending the downstream toe of the dam and spillway, measuring the seepage, and replacing/rehabilitating the outlet works.

Captain Tom (\$1,000,000): \$150,000 will provide for the modification analyses and preparation of the conceptual and final designs; \$850,000 will start the construction phase of the modification work of enlarging the hydrologic capacities of the dam and spillway, extending downstream toe of the dam and/or providing a downstream stability berm, rehabilitating/replacing the outlet works, and providing embankment protection.

Indian Lake (\$700,000): \$125,000 will provide for the modification analyses and preparation of the conceptual and final designs; \$575,000 will be used to start the construction phase of the modification work of enlarging the hydrologic capacities of the spillway and the outlet works, and performing a seismic hazard examination.

Lower Two Medicine (750,000): \$125,000 will provide for the modification analyses and preparation of the conceptual and final designs; \$575,000 will start the construction phase of the modification work of extending the downstream toe of the dam and/or providing a downstream stability berm, performing a seismic hazard examination, measuring the seepage and re-analyzing the Inflow Design Flood Study.

Red Lake (\$450,000): \$125,000 will provide for the modification analyses and preparation of the conceptual and final designs; \$350,000 will be used to start the construction part of the modification work of extending the downstream toe of dam and/or providing a downstream stability berm, and rehabilitating the outlet works.

Coolidge Dam (\$500,000): These funds will be used to complete funding for the modification report for Coolidge Dam, to be accomplished by the Bureau of Reclamation. The report will provide information on the long-term needs of the dam.

Justification for Construction

Account: Construction
Activity: Housing

<u>Program Element</u>	(Dollar amounts in thousands)		
	FY 1987	FY	Inc. (+)
	Pres. Budget <u>As Amend.</u>	1988 <u>Estimate</u>	Dec. (-) <u>From 1987</u>
Housing			
Housing Development	\$ 2,599	2,599	---
Housing Improvement Program	\$ 13,573	27,000	+13,427
Training	\$ <u>123</u>	<u>123</u>	<u>---</u>
Total Requirements	\$ 16,295	29,722	+13,427
	(FTE) (68)	(68)	(---)

Housing

Authorization: 25 U.S.C. 13 (The Snyder Act of November 2, 1921) is the basic authority under which the Secretary provides services, including housing, to federally recognized Indian tribes.

Objectives: To provide decent, safe, and sanitary housing for Indians in Indian communities.

Justification: The Housing program requirements are based on the FY 1985 Indian housing inventory. This new inventory shows the following needs:

Service populations (families)	176,080
Less: Existing dwellings in standard condition	<u>-85,840</u>
Families in need of housing assistance: (total need)	90,240
Houses suitable for renovation to standard	(40,600)
New homes required	(49,640)

Following the Congressional direction contained in the FY 1984 Department of the Interior and Related Agencies Appropriations Conference Report, the Bureau of Indian Affairs (BIA) developed a new system of allocation of Housing Improvement Program (HIP) funds. This system became effective in FY 1986.

The allocation of funds is based on a nation-wide inventory of tribal needs and tribal plans ranging from one to twenty years. Based on these tribal inventories and construction plans, the demand for housing services is approximately \$44 million annually. Thus, according to phased tribal construction plans, there exists an annual need for the construction of 743 new housing units and for the repair and renovation of 4,989 existing units. Because the demand for services exceeds the amount of funds available, the BIA will prorate the amounts appropriated according to need. In some locations where the needs are relatively small and can be met within one to two years, the Bureau will allocate enough funding for the tribal HIP to be completed within the defined time span. Since insufficient funds will be available for all small projects to be undertaken in a given fiscal year, after consultation with tribes affected, these projects will be handled on a rotation basis.

The funding requested for FY 1988 will be allocated among reservations/tribes in accordance with the new distribution system. The primary goal is to reduce or eliminate substandard housing on a planned basis, recognizing both priorities and available resources. This planned effort will achieve a balance between a sustained housing improvement effort in areas with larger needs, while rotating funds to complete the effort in areas with smaller needs.

The Housing program is divided into two components--the Housing Improvement Program (HIP) and Housing Development. Housing Development is the staff component of the Bureau's Housing program. There are no separate FTE's for these components.

1. Housing Development (\$2,599,000): The Housing Development component consists of Bureau staff whose responsibilities are: (a) to implement, monitor, inspect and coordinate the HIP, especially with the Indian Health Service (IHS) sanitary facilities construction program; and (b) to a lesser extent, to assist Indian tribes in working with other Federal agencies--Housing and Urban Development (HUD) and the Farmer's Home Administration (FmHA)--involved in providing Indian housing. This assistance is provided in compliance with an Interdepartmental Agreement among HUD, IHS, and the Bureau, which lists the Bureau's responsibilities.

The Housing Development staff will carry out the new HIP directions, which consist of two main elements: (1) the distribution of HIP funds on the basis of tribal inventory of housing needs and (2) establishment of a more cost-effective program. The implementation of a more cost-effective program will be accomplished by adequate monitoring and inspection, and performing the BIA housing administration and technical assistance functions. Thus, a new housing staffing pattern has been established. The restructured staffing pattern places heavier emphasis on personnel knowledgeable in standard construction practices including engineering assessments, and includes a much greater emphasis on construction management experience, construction progress scheduling, cost accounting, architectural and engineering technical experience, and housing program development experience.

2. Housing Improvement Program (\$27,000,000): The Housing Improvement Program (HIP) is the major component of the Bureau's housing program. It provides for renovations, repairs or additions to existing homes, and for the construction of new housing units. The new home construction is limited to those needy Indian families who are not eligible for any other federally assisted housing program. There are two types of repair categories used: (a) repairs to houses that will remain substandard but need repairs for the health and/or safety of the occupants; and (b) repairs to bring housing to standard condition. There are also two types of new building categories used: (a) down payments and (b) new housing.

Emphasis in this program will continue to be on renovation and enlargement of existing housing. New construction is limited. It is undertaken only in cases where families, because of their low income, cannot qualify for housing from other sources such as HUD and FmHA. The renovation effort is a key element in reducing the total cost of achieving the goal of eliminating substandard Indian housing. The program benefits Indian families by providing decent, safe, and sanitary shelter, thus reducing the health and social costs created by an unsafe and unsanitary environment. In addition, it generates employment and business activities.

Whenever possible, HIP funding is combined with funding from other programs in order to stretch the housing dollar and to provide the maximum housing possible. Under this arrangement, HIP generally provides the construction material while other programs, with the exception of the IHS programs, furnish the necessary labor. During FY 1985, \$7,775,400 was contributed to the HIP in the form of labor and materials from other programs. This is an instance where several

Federal agencies/programs combine their resources and efforts to achieve their mutual goal, which, in this case, is to provide standard-condition housing for the target population.

The following chart shows the number of housing units constructed and repaired:

NEW HOMES CONSTRUCTED AND REPAIRS COMPLETED
FY 1963 through FY 1985

HUD ownership.....	34,170
HUD rental.....	23,008
Housing improvement, new homes.....	10,446
Flood rehabilitation.....	397
Built with judgment funds.....	805
Built with credit loans.....	2,975
Other.....	<u>8,147</u>
Total, New Homes.....	79,948
Housing improvement, repairs.....	64,726

The following is a detailed listing of funds contributed to HIP by other sources during FY 1984 and FY 1985:

<u>Source</u>	<u>FY 1984</u>	<u>FY 1985</u>
Indian Health Service.....	\$4,701,600	\$5,121,200
Tribal appropriated funding.....	595,100	637,400
Individuals (includes materials and labor costs).....	306,400	304,300
Other Bureau programs (IAT, TWEP, etc.)	149,000	---
Department of Labor programs (Mainstream, CETA, etc.).....	383,600	519,900 ^{1/}
Department of HHS (excludes IHS).....	105,900	79,500
Other (HUD, CDBG, FmHA, DOE, etc.).....	<u>1,875,300</u>	<u>1,113,100</u>
Total, other programs.....	\$8,116,900	\$7,775,400

^{1/} Department of Labor Mainstream and CETA programs have been replaced by JPTA (Jobs Partnership Training Act). Some of the trainees in the JPTA Programs are working on HIP projects.

In FY 1985, the program was approximately 78% contracted, with the value of contracts amounting to \$15,468,000 out of the HIP funds of \$19,580,000.

Program Accomplishments: During FY 1985, the Bureau provided financing for 347 new housing units and for the repair and renovation of 2,487 existing units. FY 1986, FY 1987, and FY 1988 program accomplishments are estimated to be as follows:

	<u>Actual FY 1985</u>	<u>Est. FY 1986</u>	<u>Est. FY 1987</u>	<u>Est. FY 1988</u>
New	347	322	-0-	535
Repairs	2,487	2,565	2,734	3,005

The estimated FY 1988 program accomplishments will meet approximately one percent of the overall new housing needs and ten percent of the repair needs.

The cost factors derived for FY 1987 HIP operations and for the FY 1988 proposed level are as follows:

	<u>Fiscal Year</u>	<u>Estimated Average Cost</u>	<u>No. of Units</u>	<u>Total Cost a/ (\$ millions)</u>
Repairs to standard	1987	\$ 8,000	1,329	\$ 10.6
	1988	8,000	1,600	12.8
Non-standard repairs	1987	2,200	1,405	3.1
	1988	2,200	1,405	3.1
New construction	1987	\$36,000	-0-	-0-
	1988	36,000	277	10.0
Down payments	1987	4,300	-0-	-0-
	1988	4,300	258	1.1

a/ Detail may not compute exactly, due to rounding.

Workload Data: The last column below shows FY 1988 workload data based on the proposed funding level:

	<u>Actual FY 1983</u>	<u>Actual FY 1984</u>	<u>Actual FY 1985</u>	<u>Estimate FY 1986</u>	<u>Estimate FY 1987</u>	<u>Estimate FY 1988</u>
New house starts (HIP)	581	637	347	322	-0-	535
Repairs	3,881	4,058	2,487	2,565	2,734	3,005

3. Housing Training (\$123,000): No FTE's are involved in the operation of the housing training. The Bureau will continue to offer the HIP management and HIP reporting system training to tribal HIP Coordinators and Bureau staff involved in the implementation of the Housing Improvement Program.

Increase for FY 1988:

Housing Improvement Program (+\$13,427,000): The proposed increase of +\$13,427,000 will provide \$10 million for the construction of 277 new homes; \$1.1 million for payments on 258 units; and \$2.2 million for 271 additional repairs.

DEPARTMENT OF THE INTERIOR
BUREAU OF INDIAN AFFAIRS
CONSTRUCTION

For construction, major repair, and improvement of irrigation and power systems, buildings, utilities, and other facilities, including architectural and engineering services by contract; acquisition of lands and interests in lands; preparation of lands for farming; and construction, repair, and improvement of Indian housing, [\$59,155,000] to remain available until expended. \$101,434,000

(Department of the Interior and Related Agencies Appropriations Act, 1987, as included in Public Law _____.)

Appropriation Language and Citations

1. For construction, major repair, and improvement of irrigation and power systems.

For construction, major repair, and improvement of irrigation and power systems, involving irrigation canals, wells, hyroelectric dams, and water and electrical distribution systems.

25 U.S.C. 13
25 U.S.C. 631(2)

25 U.S.C. 13 (The Snyder Act of November 2, 1921) is the basic authority under which the Secretary provides services, including construction of facilities, to support operating programs to federally recognized Indians. This Act also provides for the extension, improvement, operation, and maintenance of existing Indian irrigation systems and for development of water supplies. In addition, most of the major projects have specific authorizations.

25 U.S.C. 631(2), In order to further the purposes of existing treaties with the Navajo and Hopi Indians to provide facilities essential in combating hunger, disease, poverty, and demoralization among its members, section 2 includes the following:

- (2) Completion and extension of existing irrigation projects, and completion of the investigation to determine the feasibility of the proposed San Juan-Shiprocks irrigation project.

2. buildings, utilities, and other facilities,

For construction, major repair, and improvement of all BIA buildings, utilities, and other facilities, including demolition of obsolete structures and consolidation of underutilized facilities.

25 U.S.C. 13
25 U.S.C. 450
25 U.S.C. 631 (12)(14)

25 U.S.C. 450 (The Indian Self-Determination and Education Assistance Act) in Section 458 authorizes construction of public school facilities serving Indian children and permits expending not more than 25 percent of any funds appropriated for construction of previously private schools.

25 U.S.C. 631(12)(14), In order to further the purposes of existing treaties with the Navajo and Hopi Indians to provide facilities essential in combating hunger, disease, poverty, and demoralization among its members, sections 12 and 14 include the following:

(12) School buildings and equipment, and other educational measures.

(14) Common service facilities.

3. including architectural and engineering services by contract:

The construction program includes the advertisement for architectural and engineering services through the Buy Indian Act, P.L. 93-638, and open market contracts.

25 U.S.C. 13

25 U.S.C. 450 (P.L. 93-638)

4. acquisition of lands and interests in lands;

The program includes the acquisition of land and interests in lands, as directed by Congress and judicial decisions.

25 U.S.C. 465

The Secretary of the Interior is hereby authorized, in his discretion, to acquire, through purchase, relinquishment, gift, exchange, or assignment, any interest in lands, water rights, or surface rights to lands, within or without existing reservations, including trust or otherwise restricted allotments, whether the allottee be living or deceased, for the purpose of providing land for Indians.

5. preparation of lands for farming;

The construction program includes functions relating to preparation of lands for farming and irrigation, such as cleaning, leveling, terracing, and installation of irrigation systems.

25 U.S.C. 13

25 U.S.C. 465

6. and repair and improvement of Indian housing,

The construction program also includes funds for housing improvement and development to provide decent, safe, and sanitary housing to Indian communities.

25 U.S.C. 13

7. \$, to remain available until expended:

No Specific Authority

This appropriation involves construction projects which require more than a one-year cycle from their beginning stage through the actual construction of facilities. Therefore, funds are to remain available until expended.

Program and Performance

1. Buildings and Utilities - This activity consists of construction and additions to Bureau facilities.
2. Irrigation systems - This activity provides for the construction, extension, and rehabilitation of irrigation projects and related power systems on Indian reservations.
3. Housing - This program provides for the repair of housing for needy Indians.

BUREAU OF INDIAN AFFAIRS

Status of and Request for Budgetary Resources

Account: Construction 14X2301

FY 1987 Budgetary Status

Budget Authority Available:	
Appropriation realized.....	\$ 59,155
Prior-year unobligated balance brought forward.....	47,497
Anticipated recovery of prior-year obligations.....	<u>---</u>
Total available for obligation.....	106,652
Less anticipated obligations (by activity):	
1. Buildings and Utilities.....	\$-32,000
2. Irrigation systems.....	-18,000
3. Housing.....	-28,000
Total anticipated obligations.....	<u>\$-78,000</u>

FY 1988 Request

Anticipated unobligated balance brought forward.....	\$28,652
Plus increases proposed (by activity):	
1. Buildings and Utilities.....	+\$48,900
2. Irrigation systems.....	+22,812
3. Housing.....	+29,722
Total increase proposed.....	<u>\$101,434</u>
Total Anticipated BA available for obligation.....	<u>\$130,086</u>

DEPARTMENT OF THE INTERIOR
BUREAU OF INDIAN AFFAIRS
CONSTRUCTION

Programming and Financing (in thousands of dollars)

Identification code	19 86 Estimate	19 87 estimate	19 88 estimate
14-2301-0-1-452			
<u>Program by activities:</u>			
Direct Program:			
1. Buildings and utilities.....	38,000	32,000	46,000
2. Irrigation systems.....	30,000	18,000	22,000
3. Housing.....	26,000	28,000	30,000
4. Land acquisition.....	3,512	---	---
Total direct program	97,512	78,000	98,000
Reimbursable Program:			
1. Buildings and utilities.....	---	500	500
2. Irrigation systems.....	700	1,500	1,500
Total reimbursable program.....	700	2,000	2,000
10.00 Total obligations.....	98,212	80,000	100,000
<u>Financing:</u>			
11.00 Offsetting collections from:			
Federal funds.....	-700	-2,000	-2,000
21.40 Unobligated balance available, start of year.....	-41,691	-47,497	-28,652
24.40 Unobligated balance available, end of year.....	47,497	28,652	32,086
39.00 Budget Authority.....	103,318	59,155	101,434
<u>Budget Authority:</u>			
40.00 Appropriation.....	103,554	59,155	101,434
40.00 Reduction pursuant to P.L.99-177	-5,136	---	---
41.00 Transfer to other accounts	-25,000	---	---
42.00 Transfer in.....	25,000	---	---
43.00 Appropriation (adjusted)	98,418	59,155	101,434
62.00 Transferred from other accounts	4,900	---	---
63.00 Appropriation (adjusted).....	4,900	---	---
<u>Relation of obligations to outlays:</u>			
71.00 Obligations incurred, net.....	97,512	78,000	98,000
72.40 Obligated balance, start of year	103,532	96,044	76,044
74.40 Obligated balance, end of year..	-96,044	-76,044	-68,044
90.00 Outlays.....	105,000	98,000	106,000

GPO : 1961 O - 341-576 (6500)

(Mono cast: 21.5)

(Mono cast: 5)

(Mono cast: 5)

(Mono cast: 4.9)

DEPARTMENT OF THE INTERIOR
BUREAU OF INDIAN AFFAIRS
CONSTRUCTION

Object Classification (in thousands of dollars)

Identification code	19 86 Estimate	19 87 estimate	19 88 estimate
14-2301-0-1-452			
BUREAU OF INDIAN AFFAIRS			
Direct Obligations:			
Personnel compensation:			
11.1 Full-time permanent.....	3,340	3,373	3,407
11.3 Other than full-time permanent..	631	578	584
11.5 Other personnel compensation....	56	49	49
11.8 Special personnel services payments.....	12	---	---
11.9 Total personnel compensation....	4,039	4,000	4,040
Personnel benefits:			
12.1 Civilian.....	581	572	572
13.0 Benefits to former personnel....	2	2	2
21.0 Travel and transportation of persons.....	350	390	395
22.0 Transportation of things.....	90	100	100
23.2 Communication, utilities & other rent.....	100	150	150
24.0 Printing and reproduction.....	22	25	25
25.0 Other services.....	41,388	25,211	46,216
26.0 Supplies and materials.....	1,000	2,000	2,000
31.0 Equipment.....	2,340	2,500	2,500
32.0 Lands and structures.....	20,000	20,000	20,000
41.0 Grants, subsidies & contributions	20,000	22,000	22,000
99.0 Subtotal, direct obligations	89,912	76,950	98,000
Reimbursable Obligations:			
25.0 Other Services.....	700	2,000	2,000
ALLOCATION TO BUREAU OF RECLAMATION			
Direct Obligations:			
Personnel compensation:			
11.1 Full-time permanent.....	459	293	---
11.3 Other than full-time permanent..	12	8	---
11.5 Other personnel compensation....	11	8	---
11.9 Total personnel compensation	482	309	---
Personnel benefits:			
12.1 Civilian.....	67	45	---
21.0 Travel and transportation of persons.....	32	11	---
22.0 Transportation of things.....	157	3	---
23.1 Standard level user charges....	100	63	---
23.2 Other rent.....	98	49	---
23.3 Communications and Utilities	840	408	---
24.0 Printing and reproduction.....	9	---	---
25.0 Other services.....	1,189	138	---
26.0 Supplies and materials.....	463	15	---
31.0 Equipment.....	223	9	---
32.0 Lands and structures.....	3,940	---	---
99.0 Subtotal, direct obligations, allocation account.....	7,600	1,050	---
Reimbursable Obligations:			
99.91 Total obligations.....	98,212 (Mono cast: 5)	80,000 (Mono cast: 5)	100,000 (Mono cast: 4.9)

GPO : 1981 O - 341-526 (6500)

DEPARTMENT OF THE INTERIOR
BUREAU OF INDIAN AFFAIRS
CONSTRUCTION

Personnel Summary (in thousands of dollars)

Identification code	19 86 Estimate	19 87 estimate	19 88 estimate
14-2301-0-1-452			
BUREAU OF INDIAN AFFAIRS			
Direct:			
Total no. of full-time			
permanent positions.....	130	130	130
Total compensable workyears:			
Full-time equivalent employment.	152	149	149
Full-time equiv. overtime and			
holiday hrs.....	5	5	5
ALLOCATION TO BUREAU OF RECLAMATION			
Total no. of full-time			
permanent positions.....	16	10	---
Total compensable work years:			
Full-time equivalent employment...	16	10	---
(Mono cast: 21.5)	(Mono cast: 5)	(Mono cast: 5)	(Mono cast: 4.9)

GPO : 1981 O - 341-526 (6500)

BIA- 263
D T A

ROAD CONSTRUCTION

DEPARTMENT OF THE INTERIOR
ANALYSIS OF RESOURCES

(In thousands of dollars)

BUREAU: Indian Affairs
 ACCOUNT: Road Construction
 (14-2364-0-1-452)

	<u>1986</u>	<u>1987</u>	<u>1988</u>	
			<u>Agency Request</u>	<u>Current Policy</u>
Budget Authority.....	---	---	1,000	---
Outlays *.....	3,168	2,343	1,850	2,343
FTE/Total **.....	715	715	715	715

Multi-year Planning Estimates

<u>Budget Authority:</u>	<u>1988</u>	<u>1989</u>	<u>1990</u>	<u>1991</u>	<u>1992</u>
Agency Request.....	1,000	1,009	1,017	1,023	1,029
Current Policy.....	---	---	---	---	---
<u>Outlays:</u>					
Agency Request *.....	1,850	5,364	3,191	2,107	1,568
Current Policy.....	2,343	4,863	2,431	2,431	---

* Includes spend-out of prior year obligated balance.

** Includes FTE for allocation from FHWA.

DEPARTMENT OF THE INTERIOR
BUREAU OF INDIAN AFFAIRS
JUSTIFICATION OF CHANGES - ROAD CONSTRUCTION

Appropriation (FY 1987)..... \$ -0-
 Unobligated balance from prior year..... 5,911,000
 Total, Available for Obligation..... \$5,911,000

Decreases:

Road Construction..... \$ -0-
 Subtotal..... -0-

Increases:

Road Construction..... \$1,000,000
 Budget Estimate 1988..... 1,000,000

Analysis by Activities

Activity	Appropriation 1986	Appropriation 1987	1987 FTE-T	1988 Budget Estimate	1988 FTE-T	1988 Budget Estimate Compared with 1987	
						Appropriation	FTE-T
Road Construction	---	---	715	1,000,000	715	+1,000,000	---

BIA - 265

Justification for Road Construction

Account:	Road Construction
Activity:	Road Construction

	(Dollar amounts in thousands)		
	FY 1987	FY	Inc. (+)
	Pres. Budget	1988	Dec. (-)
	<u>As Amend.</u>	<u>Estimate</u>	<u>From 1987</u>
Program Total:	\$ ---	1,000	+1,000
Equipment Pool Operations (Reimbursement)	(FTE) (33)	(33)	(---)
Allocation From Federal Highway Administration	(FTE) (682)	(682)	(---)

Authorization: P.L. 97-424, the Surface Transportation Assistance Act (STAA) of 1982, provides funds for Indian reservation roads to be used by the Secretary of the Interior (23.U.S.C. 204).

Objective: To provide roads on Indian reservations for safe and convenient transportation of people and goods.

Program Justification: Project Funds (subject to Congressional reauthorization of the Federal Aid Highway Act in Fiscal Years 1987 through 1990) are included in contract authority from the Highway Trust Fund of the Federal Lands Highway Program, Department of Transportation, and are not included in the Bureau's budget. The Bureau will finance all costs of the Indian Road Construction program through that contract authority. It includes funds for Central Office program management and for program supervision by the area/agency offices, not to exceed 5% of the total contract authority allocation.

In addition to awarding road construction contracts to private contractors, the Bureau operates a road construction equipment pool to undertake projects in isolated or high-cost areas where such a "force account" operation is more economical than private contracting. The equipment pool is financed by a revolving fund which collects equipment rentals charged to projects funded from the Highway Trust Fund and other Bureau programs. Federal cost principles currently permit the Bureau to establish equipment rental rates based on actual direct and indirect operating costs and includes an allowance for depreciation. Charging rentals at rates based on these cost principles generates sufficient revenues to permit repair and replacement of existing equipment. Current estimated rentals are \$10,300,000 annually.

Thirty-three (33) FTE are financed in this account for the field equipment pool operations. All other program FTE (682) are expected to be available from the FHWA allocation account to carry out work under the funding provided by FHWA.

Increase for FY 1988 (\$1,000,000): The proposed increase of \$1,000,000 will provide for assistance to Indian-owned road construction contractors, and prospective contractors, to develop abilities in management; to learn profitable bidding procedures; and to achieve adequate bonding capability. The Bureau believes that lack of these skills is the major impediment to the success of Indian entrants into road construction. With this assistance in developing abilities and in improving profitability, it is expected that a much higher percentage of Indian road construction contractors will succeed and that their businesses will expand. This would be a major contribution to the economic development of privately owned Indian businesses and to the improvement of the economic climate on Indian reservations.

Similar assistance is available to other minority contractors in the Highway Trust Fund, through the Federal Highway Administration. Sec. 119(c) of the Surface Transportation Assistance Act authorizes the Secretary of Transportation, in cooperation with any other department or agency of the Government, state agency, authority, institution ... or any other organization or person, to develop, conduct, and administer training programs and assistance programs in connection with any program under Title I of the Act in order that minority business may achieve proficiency to compete, on an equal basis, for contracts and subcontracts. The Bureau offered to be one of those cooperating agencies; however, no such arrangement has yet been sought by the Department of Transportation. The Bureau feels, therefore, that it is incumbent upon the BIA to provide to Indian road construction contractors the same type of assistance that is being provided to other minority businesses.

DEPARTMENT OF THE INTERIOR
BUREAU OF INDIAN AFFAIRS
ROAD CONSTRUCTION

[Not] to exceed 5 per centum of contract authority available to the Bureau of Indian Affairs from the Federal Highway Trust Fund may be used to cover roads program management costs and construction supervision costs of the Bureau of Indian Affairs.

For assistance to Indian contractors to develop skills necessary in the management of construction of roads and bridges pursuant to authority contained in 23 U.S.C. 203, the Act of November 2, 1921 (42 Stat. 208; 25 U.S.C. 13), and the Act of May 26, 1928 (45 Stat. 750; 25 U.S.C. 318a), \$1,000,000 to remain available until expended: Provided, That not

(Department of the Interior and Related Agencies Appropriations Act, 1987, as included in Public Law .)

Justification of Proposed Language Changes

1. Addition: "For assistance to Indian contractors to develop skills necessary in the management of construction of roads and bridges pursuant to authority contained in 23 U.S.C. 203, the Act of November 2, 1921 (42 Stat. 208; 25 U.S.C. 13), and the Act of May 26, 1928 (45 Stat. 750; 25 U.S.C. 318a), \$1,000,000 to remain available until expended: Provided that not..."

Inclusion of the proposed language would authorize the Bureau to provide assistance to Indian contractors to develop the skills necessary to manage construction of roads and bridges on reservations.

2. Deletion: "Not"

Since preceding language is proposed to be added, the word "Not" does not require capitalization.

Appropriation Language and Citations

For assistance to Indian contractors to develop skills necessary in the management of construction of roads and bridges ... not to exceed 5 per centum of contract authority available to the Bureau of Indian Affairs from the Federal Highway Trust Fund may be used to cover roads program management costs and construction supervision costs of the Bureau of Indian Affairs.

25 U.S.C. 13, 318a
23 U.S.C. 203

25 U.S.C. 13 (The Snyder Act of November 2, 1921) is the basic authority under which the Secretary provides services, including training and road construction, to federally recognized Indians. 25 U.S.C. 318a authorizes "material, equipment, supervision and engineering ... in survey, improvement, construction ... of Indian reservation roads...." 23 U.S.C. 203 provides that "Funds authorized for ... Indian reservation roads shall be available for contract upon apportionment"

The Federal Aid Highway Act, of various years, has authorized funds to be appropriated for Indian reservation roads and bridges.

DEPARTMENT OF THE INTERIOR
BUREAU OF INDIAN AFFAIRS

Status of and Request for Budgetary Resources

Account: ROAD CONSTRUCTION

FY 1987 Budgetary Status

Appropriation realized.....	\$	---
Prior year unobligated balance brought forward.....		5,911,000
Estimated collections during fiscal year.....		<u>6,300,000</u>
Total, Available for Obligation.....	\$	12,211,000
Less anticipated obligations.....		<u>-9,300,000</u>

FY 1988 Request

Anticipated unobligated balance brought forward.....	\$	2,911,000
Plus increases proposed:		
New Budget Authority.....		1,000,000
Estimated collections during fiscal year.....		<u>6,300,000</u>
Total available for obligation.....	\$	10,211,000

DEPARTMENT OF THE INTERIOR
BUREAU OF INDIAN AFFAIRS
ROAD CONSTRUCTION

Program and Financing (in thousands of dollars)

Identification code	86 19 Estimate	87 19 estimate	88 19 estimate
14X2364-01-452			
Program by activities:			
Direct program.....	5,000	3,000	3,911
Reimbursable program.....	6,400	6,300	6,300
10.00 Total obligations.....	11,400	9,300	10,211
Financing:			
Offsetting collections from:			
11.00 Federal sources.....	-6,000	-5,300	-5,300
14.00 Non-federal sources.....	-400	-1,000	-1,000
21.40 Unobligated balance available, start of year.....	-10,911	-5,911	-2,911
24.40 Unobligated balance available, end of year.....	5,911	2,911	---
39.00 Budget authority.....	---	---	1,000
Budget authority:			
40.00 Appropriation.....	---	---	1,000
40.00 Reduction pursuant to Public Law 99-177.....	---	---	---
43.00 Appropriation (adjusted).....	---	---	1,000
Relation of obligations to outlays:			
71.00 Obligations incurred, net.....	5,000	3,000	3,911
72.40 Obligated balance, start of year	5,177	7,009	7,666
74.40 Obligated balance, end of year	-7,009	-7,666	-9,727
90.00 Outlays.....	3,168	2,343	1,850

GPO : 1981 O - 311-526 (6500)

(Mono cast: 21.5)

(Mono cast: 5)

(Mono cast: 5)

(Mono cast: 4.9)

DEPARTMENT OF THE INTERIOR
BUREAU OF INDIAN AFFAIRS
ROAD CONSTRUCTION

Object Classification (in thousands of dollars)

Identification code	1986 actual Estimate	1987 estimate	1988 estimate
14-2364-01-542			
Direct Obligations:			
Personnel compensation:			
11.1 Full-time permanent.....	575	581	587
11.3 Other than full-time permanent	112	113	114
11.5 Other personnel compensation....	61	61	61
11.9 Total personnel compensation....	748	755	762
12.1 Personnel benefits: civilian...	93	94	94
22.0 Transportation of things.....	12	12	12
23.2 Commun., utilities, other rent..	450	475	500
25.0 Other services.....	2,000	1,000	1,943
31.0 Equipment.....	500	---	---
32.0 Lands and structures.....	1,197	664	600
99.0 Subtotal, direct obligations..	5,000	3,000	3,911
99.0 Subtotal, reimbursable oblig..	6,400	6,300	6,300
99.9 Total obligations.....	11,400	9,300	10,211
PERSONNEL SUMMARY			
Total number of full-time permanent positions.....	28	28	28
Total compensable work years:			
Full-time equivalent employment....	33	33	33
Full-time equivalent of overtime and holiday hours.....	1	1	1

GPO : 1981 O - 384-526 (6500)

(Mono cast: 21.5)

(Mono cast: 5)

(Mono cast: 5)

(Mono cast: 4.9)

Type size:
point 22 picas
Case 180
red underscore
C

STANDARD FORM 300
July 1964, Bureau of the Budget
Circular No. A-11, Revised.
300-101

DEPARTMENT OF THE INTERIOR
BUREAU OF INDIAN AFFAIRS
ROAD CONSTRUCTION

Object Classification (in thousands of dollars)

Identification code	1986 Estimate	1987 estimate	1988 estimate
14-20X8102 (20)			
BUREAU OF INDIAN AFFAIRS ALLOCATION FROM FEDERAL HIGHWAY ADMINISTRATION, DEPARTMENT OF TRANSPORTATION			
<u>Direct Obligations:</u>			
Personnel compensation:			
11.1 Full-time permanent.....	11,457	11,571	11,686
11.3 Other than full-time permanent	3,308	3,308	3,341
11.5 Other personnel compensation....	1,266	1,260	1,260
11.8 Special, personal services payment.....	0	0	0
11.9 Total personnel compensation....	16,031	16,139	16,287
12.1 Personnel benefits: Civilian...	1,960	2,214	2,235
13.1 Benefits for former employees...	15	---	---
21.0 Travel and transportation of persons.....	1,500	1,500	1,500
22.0 Transportation of things.....	1,000	1,650	1,650
23.2 Commun., utilities, other rent..	2,000	2,000	2,000
24.0 Printing and reproduction.....	100	100	100
25.0 Other services.....	10,000	10,000	10,000
26.0 Supplies and materials.....	2,600	2,800	2,800
31.0 Equipment.....	2,000	2,000	2,000
32.0 Lands and structures.....	57,250	35,847	35,678
Total obligations, Bureau of Indian Affairs..	94,456*	74,250*	74,250*
* These totals were reduced by the estimated amount of contract authority retained by FHWA for their administrative costs (\$5.5 million in FY 1986; \$750,000 in FY 1987 and FY 1988). The FY 1986 figure also includes the Gramm-Rudman-Hollings reduction.			
Personnel Summary			
Total number of full-time permanent positions.....	518	518	518
Total compensable work years: Full-time equivalent employment.....	682	682	682

(Mono cast: 21.5)

BIA-272
(Mono cast: 5)

(Mono cast: 5)

(Mono cast: 4.9)

GPO : 1981 O - 301-526 (6-2081)

**EASTERN INDIAN LAND CLAIMS
SETTLEMENT**

DEPARTMENT OF THE INTERIOR
BUREAU OF INDIAN AFFAIRS
14-2202-0-1-806

EASTERN INDIAN LAND CLAIMS SETTLEMENT FUND

Program and Performance

Rhode Island Indian Claims Settlement Fund. Payments were made to the fund as authorized by P.L. 95-395, September 30, 1978, for settlement of certain Indian land claims in the State of Rhode Island.

Type size:
 8 point 22 picas
 Case 185
 Red underscore
 Case 210

STANDARD FORM 300
 July 1964, Bureau of the Budget
 Circular No. A-11, Revised.
 300-101

DEPARTMENT OF THE INTERIOR
 BUREAU OF INDIAN AFFAIRS
 EASTERN INDIAN LAND CLAIMS SETTLEMENT FUND

Program and Financing (in thousands of dollars)

Identification code 14-2202-0-1-806	86 Estimate <small>19 actual</small>	87 <small>19</small> estimate	88 <small>19</small> estimate
<u>Program by activities:</u>			
Rhode Island Indian claims settlement fund.....	---	---	---
10.00 Total obligations (obj class 32)	---	---	---
<u>Financing:</u>			
21.40 Unobligated balance available, start of year.....	-54	-54	-54
24.40 Unobligated balance available, end of year.....	54	54	54
40.00 Budget Authority.....	---	---	---
<u>Relation of obligations to outlays:</u>			
71.00 Obligations incurred, net.....	---	---	---
90.00 Outlays.....	---	---	---

(Mono cast: 21.5)

(Mono cast: 5)

(Mono cast: 5)

(Mono cast: 4.0)

DEPARTMENT OF THE INTERIOR
BUREAU OF INDIAN AFFAIRS
PAYMENT TO ALASKA NATIVE ESCROW ACCOUNT

Program and Performance

Payment to Alaska Native Escrow Account - This one-time funding in FY 1986 provided the Federal contribution to the Alaska Native Escrow Account for distribution to appropriate Native corporations pursuant to Public Law 96-487, the Alaska National Interest Lands Conservation Act (94 Stat. 2497).

Type size:
8 point 22 picas
Case 180
Red underscore
Case 210

STANDARD FORM 300
July 1964, Bureau of the Budget
Circular No. A-11, Revised.
300-101

DEPARTMENT OF THE INTERIOR
BUREAU OF INDIAN AFFAIRS
PAYMENT TO ALASKA NATIVE ESCROW ACCOUNT
Program and Financing (in thousands of dollars)

Identification code	1986 estimate	1987 estimate	1988 estimate
14-2366-0-1-806			
<u>Program by activities:</u>			
10.00 Total obligations (O.C. 41.0) ..	7,493	---	---
<u>Financing:</u>			
40.00 Budget Authority.	7,493	---	---
<u>Relation of obligations to outlays:</u>			
71.00 Obligations incurred, net.....	7,493	---	---
72.40 Obligated balance, start of year.....	---	---	---
74.40 Obligated balance, end of year	---	---	---
90.00 Outlays.....	7,493	---	---

GPO : 1981 O - 341-576 (6500)

(Mono cast: 21.5)

(Mono cast: 5)

(Mono cast: 5)

(Mono cast: 4.9)

DEPARTMENT OF THE INTERIOR

BUREAU OF INDIAN AFFAIRS

1982 INDIAN CLAIMS LIMITATION ACT SETTLEMENTS

For an additional amount of \$3,368,000, for the appropriation entitled, "1982 Indian Claims Limitation Act Settlements," to remain available until expended, as authorized in the White Earth Reservation Land Settlement Act, Public Law 99-264, dated March 24, 1986, and the Old Age Assistance Claims Settlement Act, Public Law 98-500, dated October 19, 1984.

DEPARTMENT OF THE INTERIOR
BUREAU OF INDIAN AFFAIRS
1982 INDIAN CLAIMS LIMITATION ACT SETTLEMENTS
FY 1988

Program and Performance

1. White Earth Reservation Land Settlement Act. These funds, authorized by P.L. 99-264, dated March 24, 1986, will provide for the operational expenses of the Bureau of Indian Affairs, the Department of the Interior Solicitor's Office, and the Office of Hearings and Appeals to accomplish the comprehensive land title, appraisal, and heirship investigations, title opinions and case review, acquisition of legal reviews, and probate modifications for White Earth.
2. Old Age Assistance Claims Settlement Act. These funds, authorized by P.L. 98-500, dated October 19, 1984, will provide for operational expenses of the research and other related work to identify individuals eligible to receive compensation, for processing of payments, and to cover compensation payments that will be ready for processing in FY 1988.

DEPARTMENT OF THE INTERIOR
BUREAU OF INDIAN AFFAIRS
1982 INDIAN CLAIMS LIMITATION ACT SETTLEMENTS

	FY 1986 Available	FY 1987 Available	FY 1988 Estimate	FY 1988 Compared with FY 1987
1982 Indian Claims Limitation Act Settlements	---	---	\$3,368	+3,368

Program Description:

A. White Earth Reservation Land Settlement Act

The White Earth Land Settlement Act (P.L. 99-264) was signed on March 24, 1986. This Act provides for retroactive ratification of questionable transfers of land by which individual allottees, or their heirs, were divested of ownership. In excess of 1,000 Statute of Limitations claims will be resolved by this Act. Over 2,000 estates are in need of Departmental probate in order to determine the individuals entitled to compensation. The Act requires that all administrative work be accomplished within five years from March 24, 1986. The necessary research to comply with the Act was initiated in April 1986.

By the terms of the Act, such ratifications cannot take place until the Congress has appropriated \$6.6 million as an economic development grant to the White Earth Band. (This funding is proposed in an FY 1987 Supplemental.) According to Section 8(e), the compensation to be paid, in each case, to the allottees, or their heirs, is to be treated as a final judgment, award, or compromise settlement under the provisions of 31 U.S.C. 1304; the Secretary of the Treasury is authorized and directed to pay out of the funds in the Treasury the amount certified in each case. All determinations, notices, and administrative work necessary to meet the objectives must be accomplished not later than five years from the date of enactment.

The recovery of title or damages, the constitutional adequacy of the compensation, and the determinations to include allotments or interests on the first and second lists, as published in the Federal Register, are subject to judicial challenge under the provisions of Sections 6(c), 6(d), and 7(d), respectively.

As required by Section 7(a), the first list of tracts in issue will be published in the Federal Register in September 1986. This list of approximately 1,000 tracts, or interests therein, will be based on readily available data. In order to complete all determinations necessary for publication of the second list by March 1988, and with funding proposed as a FY 1987 Supplemental, it will be necessary for the Secretary to determine the following:

- 1) The heirs to any tracts which might fall within Section 4(b) of the Act, where said heirs have never been determined through county or Federal probate.
- 2) All additional tracts in issue (Section 7).
- 3) Which of the additional tracts fall within the specific problem categories (Section 6(a)).
- 4) The dates of transfer for all additional tracts (Section 8(b)).

For the estimated 1,000 tracts appearing on the September 1986 list, and with funding proposed as a FY 1987 Supplemental, the Secretary must begin the process of:

- 1) Determining damages (by appraisal) and computing compensation (Section 8).
- 2) Determining heirs (owners) of the tracts at the time of transfer, and the estimated 8,500 current heirs entitled to compensation.
- 3) Locating the current heirs and providing notice of compensation to the heirs in a manner that will satisfy due process (Section 8(c)).
- 4) Effecting payment of the compensation (Section 8).

B. Old Age Assistance Claims Settlement Act

The Old Age Assistance Claims Settlement Act (P.L. 98-500), enacted on October 19, 1984, will resolve several thousand Statute of Limitations claims. In excess of 2,400 trust estates have been identified as qualifying for settlement under this statute. A list of these estates including the amount of reimbursement that was improperly paid from each (a sum of approximately \$2 million) has been published in the Federal Register. The identification and location of those individuals to be compensated (an estimated 9,000 in number), and the computation of compensation (including interest) to be distributed to each of them, is yet to be completed.

This Act provides reimbursement for unauthorized disbursements of \$50 or more, made by the Department of the Interior, to repay states and counties for old age assistance benefits received by Indian decedents during their lifetimes. The purpose of the Act is to pay the living heirs their share of the money that would have been in their ancestors' estates had it not been paid to the state or county. The Act directs the Secretary of the Interior to: (1) identify the Indian estates; (2) determine the living people entitled to compensation; (3) determine each living person's share, adding five percent simple interest; and (4) payment of compensation (reimbursement). Since much of the data necessary to implement this Act has been collected, the Department's responsibility now comprises the interpretation of this documentation, the determination of heirs pursuant to various state laws governing inheritance of personal property, and the distribution of compensation. The Associate Solicitor, Indian Affairs, has determined that heirship findings can be rendered by the Bureau of Indian Affairs; however, to assure legal sufficiency, it will be necessary for the Field Solicitors to review each finding prior to approval by the Area Directors. The pertinent sections of the Act are three and five.

Program Proposal

- A. White Earth Reservation Land Settlement Act: It is anticipated that by the end of FY 1986, the White Earth Band will have selected the 10,000 acres of land to which it is entitled under Section 10(a)(1), thus leaving only the appropriation of the \$6.6 million grant, as authorized by Section 15, to activate the title ratification process (Section 6(a)). Appropriated funds will also be needed in FY 1987 to process the acquisition of the 10,000 acres by the United States in trust for the White Earth Band (Section 10(a)(1)).

Time is critical in the implementation of the Act. In addition to requirements in other sections of the Act, timeliness is emphasized by Section 8 of the Act which provides that the interest on the compensation to be paid will be compounded annually at five percent.

- B. Old Age Assistance Claims Settlement Act: Approximately 2,400 estates, listed in the Federal Register pursuant to Section 4 of this Act, qualify for settlement compensation totalling about \$1.95 million in principal. Based on an average of 35 years, at the mandated five percent simple interest, the total interest would now amount to about \$3.46 million, or \$97,500 per year. Principal, plus interest, currently total about \$5.41 million. Most of the cases fall within the jurisdiction of the Bureau of Indian Affairs' Aberdeen, South Dakota, and Billings, Montana, Area Offices.

The Act authorized appropriations for compensation in the amount of \$5,000,000 and such such additional sums as may be necessary to carry out the provisions of the Act.

Six term employees will be hired to (1) identify the individuals entitled to compensation under the Act; and (2) provide notification and payment to such individuals.

DEPARTMENT OF THE INTERIOR
BUREAU OF INDIAN AFFAIRS
1982 INDIAN CLAIMS LIMITATION ACT SETTLEMENT

Program and Financing (in thousands of dollars)

Identification code 14	1986 Estimate	1987 estimate	1988 estimate
<u>Program by activities:</u>			
1. Old Age Assistance	---	---	2,500
2. White Earth Land Settlement Act ...	---	---	868
10.0001 Total obligations	---	---	3,368
<u>Relation of obligations to outlays:</u>			
71.0001 Obligations incurred, net ...	---	---	3,368
74.4001 Obligated balance, end of year	---	---	-286
90.0001 Outlays	---	---	3,082

GPO : 1981 O - 341-526 (6500)

(Mono cast: 21.5) (Mono cast: 5) (Mono cast: 5) (Mono cast: 4.9)

DEPARTMENT OF THE INTERIOR
BUREAU OF INDIAN AFFAIRS
1982 INDIAN CLAIMS LIMITATION ACT SETTLEMENT

Object Classification (in thousands of dollars)

Identification code	19 86 Estimate	19 87 estimate	19 88 estimate
14			
<u>Direct Obligations:</u>			
Personnel Compensation:			
11.1 Full-time permanent	---	---	725
11.3 Other than full-time positions.	---	---	40
11.9 Total personnel compensation.	---	---	765
Personnel Benefits:			
12.1 Civilian	---	---	---
21.0 Travel & transportation of persons	---	---	60
22.0 Transportation of things.....	---	---	---
23.2 Communications, utilities, and other rent	---	---	64
24.0 Printing and reproduction.....	---	---	---
25.0 Other services	---	---	14
26.0 Supplies and materials.....	---	---	25
31.0 Equipment	---	---	80
32.0 Lands and structures	---	---	---
41.0 Grants, subsidies, and contributions	---	---	2,360
99.9 Total obligations	---	---	3,368
Personnel Summary			
Total number of permanent positions .	---	---	32
Total compensable work years	---	---	33
Full-time equiv. of overtime and holiday hours	---	---	1
	(Mono cast: 5)	(Mono cast: 5)	(Mono cast: 4.9)

GPO : 1981 O - 341-526 (6500)

ADMINISTRATIVE PROVISIONS

ADMINISTRATIVE PROVISIONS

Appropriations for the Bureau of Indian Affairs (except the revolving fund for loans and the Indian loan guarantee and insurance fund) shall be available for expenses of exhibits; and purchase of not to exceed 150 passenger carrying motor vehicles, of which 100 shall be for replacement only. [Provided that not to exceed \$25,063,000 shall be provided from funds appropriated to the Bureau of Indian Affairs for programs and activities in the State of Alaska.]

(Department of the Interior and Related Agencies Appropriations Act, 1987, as included in Public Law _____.)

Justification of Proposed Language Change

Deletion: "Provided that not to exceed \$25,063,000 shall be provided from funds appropriated to the Bureau of Indian Affairs for programs and activities in the State of Alaska."

This language applies to FY 1987 funding and is therefore unnecessary in FY 1988.

Appropriation Language and Citations

Appropriations for the Bureau of Indian Affairs (except the revolving fund for loans and the Indian loan guarantee and insurance fund) shall be available for expenses of exhibits; and purchase of not to exceed... passenger carrying motor vehicles, of which... shall be for replacement only.

31 U.S.C. 638a(a)

31 U.S.C. 638a(a) provides "Unless specifically authorized by the appropriation concerned or other law no appropriation shall be expended to purchase or hire passenger motor vehicles for any branch of the Government..."

JUSTIFICATION

Appropriation: Operation of Indian Programs

Activity: Education

Vehicles: School buses - various sizes, 15 for replacement.

Activity: Indian Services

Subactivity: Law Enforcement

Vehicles: Sedans fully equipped for police work, 35 new vehicles and 100 for replacement, at a cost of \$15,000 per vehicle, required to carry out law enforcement throughout the Bureau.

Summary of Proposed Acquisition of Certain Types of Vehicles, FY 1988

Type	Total	New	Replacement
Police	135	35	100
School Buses	15	0	15
	150	35	115

MISCELLANEOUS APPROPRIATIONS

DEPARTMENT OF THE INTERIOR
BUREAU OF INDIAN AFFAIRS
FY 1988

Program Title: Miscellaneous Appropriations

Description:

1. Claims and Treaty Obligations - \$2,000,000

- A. Fulfilling treaties with the Senecas of New York - \$6,000. This money is to be paid in equal shares to members of the Seneca Nation as provided by the Act of February 19, 1831 (4 Stat. 442).
- B. Fulfilling treaties with the Six Nations of New York - \$4,500. The Six Nations are comprised of the Senecas, Tonawanda Band of Senecas, Tuscarora, Onondaga, Oneida, and Cayuga Tribes. This money is allocated as follows: \$2,700 to the New York Indians for the purchase of dress goods, and \$1,800 distributed per capita to the Oneida Indians under the jurisdiction of the Great Lakes Agency, Wisconsin, as provided by the Act of November 11, 1794.
- C. Fulfilling treaties with the Pawnees of Oklahoma - \$30,000. This money is distributed per capita to the Pawnees as provided by the treaty of September 24, 1857, Article 2.
- D. Payments to Indians of the Sioux Reservation - \$1,959,500. This is an annual charge against the general fund of the Treasury, the amount being indefinite until individual applications for payments are made and approved. Sioux benefits were originally for articles of farming equipment and stock or, more commonly today, the commuted cash value of such articles. The approved commuted value of an individual share of Sioux benefits for FY 1986 is \$4,129.57. The legal authority for these payments is found in the Act of March 2, 1889, section 17 (25 Stat. 894); Act of June 10, 1896 (29 Stat. 334); and the Act of June 21, 1906 (34 Stat. 326).

2. Operation and Maintenance, Indian Irrigation Systems - \$-0-. Beginning in FY 1988, this fund is transferred to and described under the Tribal Trust Funds portion of this justification. This transfer is made pursuant to the Act of August 1946 (Public Law 647) (60 Stat. 895) which states in part: "That on approval of this Act, collections made from water users on each Indian irrigation project on account of assessments levied to meet the cost of operating and maintaining such project shall be deposited into the Treasury for credit to a trust-fund account [underscoring added] pursuant to Section 20 of the Permanent Appropriations Repeal Act, 1934 (48 Stat. 1233), and shall be available for expenditure in carrying out the purposes for which collected."

3. Power Systems, Indian Irrigation Projects - \$32,000,000. Funds are obtained from earned revenue deposited in the Treasury and credited to the respective projects. Funds are used for the operation and maintenance of two hydrogen-generating plants; a diesel power generating plant; transmission lines; distribution systems and pumping plants for the use of each project irrigation system; the purchase of power for re-sale and for all necessary expenses for operation of power systems on an actual cost basis. A project power system's primary purpose is to furnish electrical energy to the project for irrigation and drainage pumping and also to furnish energy to mining and milling properties, public utilities and domestic consumers on the project proper; in nearby towns and

villages, and in outlying farming areas. The energy supplied by these projects (San Carlos, Colorado River, and Flathead Indian Reservation) in many instances is the only source of electrical energy available to the consumers. Approximately 500 million kilowatt-hours are transmitted over all projects. Annually, the distribution systems serve approximately 27,000 domestic and commercial consumers. As with irrigation collections, power collections and reserves are invested in interest-bearing securities until required for power system operations as authorized by the FY 1984 Appropriation Act (P.L. 98-146, dated November 4, 1983).

4. Lummi Diking Project. Revenues which have been collected for construction, operation, and maintenance, including interest and penalties, against each tract of land within the project which, as of September 17, 1965, were in a trust or restricted status are available to pay assessments made against each such tract (Act of September 17, 1965, Public Law 89-190, 79 Stat. 821). No activity is anticipated for this program in fiscal year 1988.

5. Operation and Maintenance of Quarters - \$9,000,000. Beginning in FY 1988, this fund is merged with Miscellaneous Appropriations. The Operation and Maintenance of Quarters Program is funded through collections from quarters rental. Public Law 98-473 provided that "... after September 30, 1984, rents and charges collected by payroll deduction or otherwise for the use or occupancy of quarters of agencies funded by this Act shall thereafter be deposited in a special fund in each agency, to remain available until expended, for the maintenance and operation of the quarters of that agency...."

This Act further stipulated that beginning in FY 1985 and thereafter, the amounts collected were to be expended in the agency unit or subunit where the funds were collected, and that up to 10 percent of the funds collected could be transferred to another unit within the same agency. An agency or subunit was defined as park, refuge, hatchery, forest, agency office, school, service unit, hospital, or clinic. In prior years, these funds were available for uses other than the operation and maintenance of quarters, and any obligated balances remaining at the fiscal year's end were returned to the Treasury.

Positive control of this Bureau program, instituted in FY 1982 and continued through FY 1987, has totaled approximately \$40,000,000. Rental receipts for FY 1988, anticipated at approximately \$9,000,000, will continue to be expended for quarters operation and maintenance. Categories of work include general repair, repair of quarters buildings, and code and regulatory efforts (providing for handicapped use and accessibility, improvement of energy efficiency, and correction of immediate life safety discrepancies). Site improvements, including utility repair and replacement, street and general access repair, along with the purchase of much needed repair and sanitation equipment, will be provided.

DEPARTMENT OF THE INTERIOR
BUREAU OF INDIAN AFFAIRS
14-9925-0-2-999
MISCELLANEOUS APPROPRIATIONS

Program and Performance

1. Claims and Treaty Obligations. Payments are made to fulfill treaty obligations with the Senecas of New York (Act of February 19, 1831), the Six Nations of New York (Act of November 11, 1794), and the Pawnees of Oklahoma (the Treaty of September 24, 1857); and benefit claims to the Sioux Indians (Acts of March 2, 1889; June 10, 1896; and June 21, 1906).
2. Operation and Maintenance, Indian Irrigation Systems. Revenues derived from charges for operation and maintenance of Indian irrigation projects are used to defray, in part, the cost of operating and maintaining these projects (60 Stat. 895). The Secretary of the Interior is authorized to invest the funds, derived from collections, in interest-bearing securities until required for project operations, pursuant to P.L. 98-146, dated November 4, 1983. Beginning in FY 1988, this fund is transferred to the Miscellaneous Trust Funds portion of this justification.
3. Power Systems, Indian Irrigation Projects. Revenues collected from the sale of electric power by the Colorado River, Flathead, and San Carlos power systems are used to operate and maintain these systems (60 Stat. 895; 65 Stat. 254). The Secretary of the Interior is authorized to invest the funds, derived from collections, in interest-bearing securities until required for power system operations, pursuant to P.L. 98-146, dated November 4, 1983.
4. Lummi Diking Project. Revenues which have been collected for construction, operation, and maintenance, including interest and penalties, against each tract of land within the project which, as of September 17, 1965, were in a trust or restricted status and are available to pay assessments made against each such tract. (Act of September 17, 1965, Public Law 89-190, 79 Stat. 821.)
5. Operation and Maintenance of Government Quarters. Beginning in FY 1988, this program is transferred to the Miscellaneous Permanent Appropriation of this justification. The Operation and Maintenance of Quarters Program is funded through collections from quarters rental. Public Law 98-473 provided that "... after September 30, 1984, rents and charges collected by payroll deduction or otherwise for the use or occupancy of quarters of agencies funded by this Act shall thereafter be deposited in a special fund in each agency, to remain available until expended, for the maintenance and operation of the quarters of that agency...."

Public Law 88-459 (Federal Employees Quarters and Facilities Act of 1964) is the basic authority under which the Secretary utilizes quarters rental funds to defer the cost of operation and maintenance incidental to the employee quarters program. P.L. 988-473 established a special fund, to remain available until expended, for the operation and maintenance of quarters.

DEPARTMENT OF THE INTERIOR
BUREAU OF INDIAN AFFAIRS
MISCELLANEOUS APPROPRIATIONS

Program and Financing (in thousands of dollars)

Identification code 14-9925-0-2-999	86 Estimate <small>19 actual</small>	87 estimate <small>19</small>	88 estimate <small>19</small>
<u>Program by activities:</u>			
1. Claims and Treaty Obligations...	1,050	2,000	2,000
2. Operation and Maintenance, Indian Irrigation Systems.....	16,300	20,000	--- <u>1/</u>
3. Power Systems, Indian Irrigation Projects.....	20,000	30,000	32,000
4. Lummi Indian Diking Project.....	0	---	---
5. Indian Arts & Crafts.....	0	---	---
6. Operation and Maintenance, of Quarters.....	---	---	7,000 <u>2/</u>
10.0001 Total Obligations.....	37,350	52,000	41,000
<u>Financing:</u>			
21.4001 Unobligated balance available, start of year.....	-25,083	-38,752	-40,752
21.4002 Unrealized discounts.....	---	19	19
22.4001 Unobligated balance transferred net.....	---	---	29,000
24.4001 Unobligated balance available, end of year.....	38,752	40,752	13,736
24.4002 Unrealized discounts.....	-19	-19	-3
40.0000 Reduction pursuant to P.L. 99-177.....	-86	---	---
60.0001 Budget authority appropriation (Permanent, indefinite).....	50,914	54,000	43,000
<u>Relation of obligations to outlays:</u>			
71.0001 Obligations incurred, net....	37,350	52,000	41,000
72.4001 Obligated balance, start of year.....	8,383	4,989	8,389
73.4001 Obligated balance transferred, net.....	---	---	-5,000
74.4001 Obligated balance, end of year	-4,989	-8,389	-1,389
90.0001 Outlays.....	40,744	48,600	43,000
<u>Distribution of budget authority by account:</u>			
1. Claims and Treaty Obligations...	1,914	2,000	2,000
2. Operation and Maintenance, Indian Irrigation Systems.....	19,000	20,000	--- <u>1/</u>
3. Power Systems, Indian Irrigation Projects.....	30,000	32,000	32,000
4. Operation and Maintenance of Quarters.....	---	---	9,000 <u>2/</u>
Total.....	50,914	54,000	43,000

GPO : 1964 O - 301-576 (10-64)

DEPARTMENT OF THE INTERIOR
BUREAU OF INDIAN AFFAIRS
MISCELLANEOUS APPROPRIATIONS

Program and Financing (in thousands of dollars)

Identification code 14-9925-0-2-999	1986 Estimate	1987 estimate	1988 estimate
<u>Distribution of outlays by account:</u>			
1. Claims and Treaty Obligations...	1,900	2,000	2,000
2. Operation and Maintenance, Indian Irrigation Systems.....	15,000	20,000	--- ^{1/}
3. Power Systems, Indian Irrigation Projects.....	23,844	26,600	32,000
4. Operation and Maintenance of Quarters.....	---	---	9,000
Total.....	40,744	48,600	43,000
<u>1/</u> Beginning in FY 1988, this fund is transferred to the Miscellaneous Trust Funds portion of this justification.			
<u>2/</u> Beginning in FY 1988, this fund is transferred in to the Miscellaneous Permanent Appropriation of this justification.			

GPO : 1981 O - 341-526 (6500)

(Mono cast: 21.5)

(Mono cast: 5)

(Mono cast: 5)

(Mono cast: 4.9)

DEPARTMENT OF THE INTERIOR
BUREAU OF INDIAN AFFAIRS
MISCELLANEOUS APPROPRIATIONS

Object Classification (in thousands of dollars)

Identification code	19 86 Estimate	19 87 estimate	19 88 estimate
14-9925-0-2-999			
Direct Obligations:			
Personnel Compensation:			
11.1 Full-time permanent.....	9,893	9,992	2,453
11.3 Other than full-time positions..	1,075	1,086	262
11.5 Other personnel compensation....	601	606	390
11.8 Spec. per. svcs. payments.....	6	---	---
11.9 Total personnel compensation..	11,575	11,684	3,105
Personnel Benefits:			
12.1 Civilian.....	1,519	1,532	407
21.0 Travel & transportation of persons.....	120	120	72
22.0 Transportation of things.....	408	408	72
23.2 Communications, utilities, and other rent.....	11,328	11,328	8,832
24.0 Printing and reproduction.....	12	12	2
25.0 Other services.....	7,270	21,798	23,810
26.0 Supplies and materials.....	3,516	3,516	1,224
31.0 Equipment.....	528	528	408
32.0 Lands and structures.....	24	24	1,068
41.0 Grants, subsidies, and contributions.....	1,050	1,050	2,000
99.9 Total obligations.....	37,350	52,000	41,000
Personnel Summary			
Total number of permanent positions...	478	478	117
Total compensable work years.....	469	469	115
Full-time equiv. of overtime and holiday hours.....	14	14	4

GPO : 1981 O - 341-526 (6500)

(Mono cast: 21.5)

(Mono cast: 5)

(Mono cast: 5)

(Mono cast: 4.9)

OPERATION & MAINTENANCE
QUARTERS

Justification of Program and Performance

<u>Activity:</u>		<u>Operation and Maintenance of Quarters</u>				
		(Dollar amounts in Thousands)				
<u>Program Elements</u>		FY 1987	FY	FY ^{1/}	Inc. (+)	Inc. (+)
		Pres. Budget	1988	1988	Dec. (-)	Dec. (-)
		<u>As Amend.</u>	<u>Base</u>	<u>Estimate</u>	<u>From 87</u>	<u>From Base</u>
Operation and Maintenance of Quarters (FTE)	\$	9,000 (20)	9,000 (20)	--- (--)	--- (--)	-9,000 (-20)
Total Requirements	\$ (FTE)	9,000 (20)	9,000 (20)	--- (--)	--- (--)	-9,000 (-20)

1/ This program is being transferred to Miscellaneous Appropriations in FY 1988.

Authorizations: Public Law 88-459 (Federal Employees Quarters and Facilities Act of 1964) is the basic authority under which the Secretary utilizes quarters rental funds to defer the costs of operation and maintenance incidental to the employee quarters program. P.L. 988-473 established a special fund, to remain available until expended, for the operation and maintenance of quarters.

Objectives: The Bureau's Operation and Maintenance of Quarters Program objectives are to:

1. Reduce quarters operation and maintenance needs, with emphasis on critical life safety needs as they arise;
2. Repair or refurbish quarters and appurtenant structures, such as streets and associated utilities within the boundaries of a quarters site, through alternative consideration of the quarters program (e.g., major repair, renovation, and improvements);
3. Provide operation cost of quarters while vacant; and
4. Consolidate underutilized quarters to maximize use of existing facilities and to defer some of the continuing costs of repair, operation, and maintenance. Further planning studies are to be undertaken to continue progress toward meeting the Bureau's goal of reducing its quarters stock.

Description: The Operation and Maintenance of Quarters Program is funded through collections from quarters rental. Public Law 98-473 provided that "... after September 30, 1984, rents and charges collected by payroll deduction or otherwise for the use or occupancy of quarters of agencies funded by this Act shall thereafter be deposited in a special fund in each agency, to remain available until expended, for the maintenance and operation of the quarters of that agency...."

This Act further stipulated that beginning in FY 1985 and thereafter, the amounts collected were to be expended in the agency unit or subunit where the funds were collected, and that up to 10 percent of the funds collected could be transferred to another unit within the same agency. An agency or subunit was defined as park, refuge, hatchery, forest, agency office, school, service unit, hospital, or clinic. In prior years, these funds were available for uses other than the operation and maintenance of quarters, and any obligated balances remaining at the fiscal year's end were returned to the Treasury.

Positive control of this Bureau program, instituted in FY 1982 and continued through FY 1987, has totaled approximately \$40,000,000. Rental receipts for FY 1988, anticipated at approximately \$9,000,000, will continue to be expended for quarters operation and maintenance. Categories of work include general repair, repair of quarters buildings, and code and regulatory efforts (providing for handicapped use and accessibility, improvement of energy efficiency, and correction of immediate life safety discrepancies). Site improvements, including utility repair and replacement, street and general access repair, along with the purchase of much needed repair and sanitation equipment, will be provided.

Type size:
8 point 22 picas
Case 180
Red underscore
Case 210

STANDARD FORM 300
July 1964, Bureau of the Budget
Circular No. A-11, Revised.
300-101

DEPARTMENT OF THE INTERIOR
BUREAU OF INDIAN AFFAIRS
OPERATION AND MAINTENANCE OF QUARTERS

Program and Financing (in thousands of dollars)

Identification code	86 19 Estimate actual	87 19 estimate	88 19 estimate
14-5051-6-2-452			
<u>Program by activities:</u>			
10.00 Total Obligations.....	4,544	10,000	--- ^{a/}
<u>Financing:</u>			
21.40 Unobligated balance available, start of year.....	-4,032	-7,488	---
24.40 Unobligated balance available, end of year.....	7,488	6,488	---
60.00 <u>Budget authority</u>	8,000	9,000	---
<u>Relation of obligations to outlays:</u>			
71.00 Obligations incurred, net.....	4,544	10,000	---
72.40 Obligated balance, start of year.....	1,259	1,303	---
74.40 Obligated balance, end of year	-1,303	-1,303	---
90.00 Outlays.....	4,500	10,000	---
<u>a/ This program is transferred to the Miscellaneous Permanent Account in FY 1988.</u>			

GPO : 1981 O - 341-526 (6:500)

(Mono cast: 21.5)

(Mono cast: 5)

(Mono cast: 5)

(Mono cast: 4.0)

DEPARTMENT OF THE INTERIOR
BUREAU OF INDIAN AFFAIRS
OPERATION & MAINTENANCE OF QUARTERS

Object Classification (in thousands of dollars)

Identification code	19 86 actual Estimate	19 87 estimate	19 88 estimate
14-5051-6-2-452			
Direct Obligations:			
Personnel Compensation:			a/
11.1 Full-time permanent.....	1,627	1,643	---
11.3 Other than full-time positions.	321	324	---
11.5 Other personnel compensation...	31	31	---
11.9 Total personnel compensation.	1,979	1,998	---
Personnel Benefits:			
12.1 Civilian.....	263	265	---
21.0 Travel & transportation of persons.....	36	36	---
22.0 Transportation of things.....	---	36	---
23.3 Communications, utilities, and other rent.....	12	12	---
25.0 Other services.....	430	2,469	---
26.0 Supplies and materials.....	696	1,000	---
31.0 Equipment.....	84	84	---
32.0 Lands and structures.....	1,044	4,100	---
99.9 Total obligations.....	4,544	10,000	---
Personnel Summary			
Total number of permanent positions..	18	18	---
Total compensable work years.....	20	20	---
Full-time equiv. of overtime and holiday hours.....	1	1	---
a/ This program is transferred to the Miscellaneous Permanent Account in FY 1988.			

GPO : 1981 O - 341-526 (6500)

MISCELLANEOUS REVOLVING
FUNDS

DEPARTMENT OF THE INTERIOR
BUREAU OF INDIAN AFFAIRS
REVOLVING FUND FOR LOANS

(Dollar Amounts in thousands)	FY 1986 Available	FY 1987 Available	FY 1988 Requested	FY 1988 Compared With FY 1987
Revolving Fund for Loans \$	-0-	-0-	9,000	+9,000

Revolving Fund for Loans: FY 1987: -0-; FY 1988: \$9,000,000, 0 FTE.

Program Description: The Indian Revolving Loan Fund was established as three separate funds by the Indian Reorganization Act and other related acts, with periodic appropriations of \$26.5 million over a period of years. Of this amount, \$4.1 million was used for administrative purposes before 1962, leaving \$22.4 million available for lending purposes. The Indian Financing Act of 1974 (P.L. 93-262) combined these funds into one fund and authorized an additional appropriation of \$50 million for the fund, bringing to \$76.5 million the total authorization of the fund. Nine million dollars still remains to be appropriated under this authority.

From 1975 to 1985, \$115.6 million has been loaned from the fund. A total of 77 new tribal enterprises were started at an average cost of \$444,243. A breakdown by area and purpose is included in Table I. The FY 1988 program will provide \$22.2 million in direct loans to Indian tribes and organizations, individual Indians, and Alaska Natives for economic development purposes, and loans to tribes for relending to tribal members through their credit programs. In addition, the program will include funding for loans for expert assistance to tribes in the preparation and litigation of claims pending before the Court of Claims.

Over the history of the program, \$197.7 million has been loaned with \$7.8 million of the principal written off, about 4.0 percent of total loans. A \$5 million loan was transferred from another fund. Interest in the amount of \$48.6 million has been earned in this program. As of September 30, 1985, outstanding loans totaled \$105.3 million. Delinquent payments total \$11.4 million, or about 11% of loans outstanding. This includes \$3.6 million of loans made to Southeast Alaska Native communities for the fishing industry which are currently being considered for cancellation.

At present, the many loan requests received can only be funded as collections are received. This does not allow for timely processing, nor does it respond to the enormous need for economic assistance. The decline in interest rates has encouraged tribes and individuals to expand present operations and to start new businesses. This trend should continue as long as the economy improves and will be spurred on by the Indian Financing Act Amendments of 1984, which broadened the eligibility criteria for individuals. Larger loans are being requested. The Bureau is experiencing increased demands from cattle operators who have previously been financed primarily by the Farmers Home Administration and by the Production Credit Associations. Since the Bureau does not have the authority to make low-interest disaster loans, the Indian farmers and cattle ranchers are left with almost no options.

It is anticipated that the FY 1988 loan program will amount to \$22.2 million, which will be funded by collections into the fund during the year; and the new funds appropriated.

Increase for FY 1988 (+\$9,000,000): The last appropriation of funds under the Indian Financing Act of 1974 was for \$3 million, in December 1975. The fund is now operated entirely on repayments received on outstanding loans. The balance available in the fund fluctuates, but is seldom above \$3 million, and does not allow consideration of large loans which are not funded under the Loan Guaranty Program. Additional funds are needed if we are to assist in economic development enterprises and generate improved economies on reservations. A total of \$9 million in unappropriated authority is available under current law.

SUMMARY OF ACTIVITY - REVOLVING FUND FOR LOANS
 BUREAU OF INDIAN AFFAIRS
 Through September 30, 1985

	<u>Collections</u>			<u>Loans</u>	
	<u>Loaned</u>	<u>Principal</u>	<u>Interest</u>	<u>Cancelled</u>	<u>Outstanding</u>
Through September 30, 1984	\$179,987,714	\$79,742,462	\$42,488,891	\$7,590,098	<u>\$92,655,154</u>
FY 1985	<u>17,720,554</u>	<u>4,864,239</u>	<u>6,078,547</u>	<u>234,110</u>	
Through September 30, 1985	197,708,268	84,606,701	48,567,438	7,824,208	105,277,359
Cumulative					

Comparison of Fund Balances
 FY 1984 and FY 1985

	<u>General Fund</u>	<u>Expert Assistance</u>	<u>Total</u>
Through September 30, 1984	<u>11,730,973</u>	<u>1,731,269</u>	<u>13,462,242</u>
Through September 30, 1985	<u>4,610,636</u>	<u>2,008,026</u>	<u>6,618,662</u>

TABLE I

REVOLVING FUND FOR LOANS
 Funds Allotted to Areas by Purpose
 Selected data for FY 1975-1985
 (in thousands of dollars)

AREA	RELENDING	TRIBAL ENTERPRISES		LAND	COOPERATIVES & INDUSTRIAL	CREDIT ASSOCI- ATIONS	DIRECT TO INDIVIDUALS	TOTAL
		New	Existing					
Aberdeen	\$6,192.0	\$5,724.9	\$7,120.1	\$1,445.0			\$4,605.0	\$ 25,087.0
Albuquerque	900.0	3,724.8	4,421.0				2,987.2	12,033.0
Anadarko		1,150.7	467.6	840.7			647.4	3,106.4
Billings	4,415.0	300.0	1,530.0	3,268.0			1,001.2	10,514.2
Eastern	810.0	775.0					950.2	2,535.2
Juneau	1,215.0	5,071.0	1,603.0		\$1,590.0	\$300.0		9,779.0
Minneapolis	1,000.0	3,418.3	2,307.2	1,125.0			1,036.1	8,886.6
Muskogee		1,175.0	429.9			2,710.0	1,316.3	5,631.2
Navajo		2,700.0	946.4					3,646.4
Phoenix	1,500.0	4,318.0	5,445.0	190.0		500.0	555.4	12,508.4
Portland	1,425.0	5,622.0	5,399.6	4,898.7	13.6**		2,915.8	20,274.7
Sacramento		227.0					1,336.0	1,563.0
TOTALS	\$17,457.0	\$34,206.7*	\$29,669.8	\$11,767.4	\$1,603.6	\$3,510.0	\$17,350.6	\$115,565.1

*77 new tribal enterprises were started at an average cost of \$444,243.

**\$13,600 for industries at Portland.

DEPARTMENT OF THE INTERIOR
BUREAU OF INDIAN AFFAIRS
REVOLVING FUND FOR LOANS

For additional capital
for new direct obliga-
tions to be incurred by
the "Revolving Fund for
Loans", \$9,000,000, to
remain available with-
out fiscal year limita-
tions,

during Fiscal Year [1987], and within the resources and 1988
authority available, gross obligations for the principal
amount of direct loans pursuant to the Indian Financing
Act of 1974 (88 Stat. 77; 25 U.S.C. 1451 et seq.), shall
not exceed [\$16,320,000]. \$22,180,000

(Department of the Interior and Related Agencies Appropriations Act, 1987, as
included in Public Law .)

Appropriation Language and Citations

This language is an administrative limitation required by OMB Circular A-11,
31.5, and is not required by law.

Authorization: The Bureau's revolving loan fund was authorized by the Indian
Reorganization Act of 1934 (25 U.S.C. 4070). It has been amended and expanded
several times, adding new programs and authorizing additional funds.

25 U.S.C. 470: Authorized \$20,000,000 to be established as a revolving fund to
make loans to Indian chartered corporations for the purpose of promoting the
economic development of such tribes and their members. Repayments of amounts
loaned under this authorization shall be credited to the revolving fund and shall
be available for further loans.

25 U.S.C. 470a: Interest or other charges shall be credited to the revolving
loan fund and should be available for making loans to individual Indians and
associations or corporate groups of Indians in Oklahoma.

25 U.S.C. 471: Authorized to be appropriated funds not to exceed \$250,000
annually for loans to Indians for payment of tuition and expenses in recognized
vocational and trade schools.

25 U.S.C. 631-634: Established a revolving loan fund for the Navajo and Hopi
Indians.

25 U.S.C. 70n-1: Authorized to be appropriated the sum of \$1,800,000 for the
establishment of a revolving fund from which the Secretary of the Interior may
make loans to Indian tribes and bands and to other identifiable groups of American
Indians for use in obtaining expert assistance for the preparation and trial of
claims pending before the Indian Claims Commission. All claims were transferred
to the Court of Claims in 1978 when the Indian Claims Commission terminated.

25 U.S.C. 1461-1469: Authorized (1) an additional \$50,000,000 of which \$41,000,000
has been appropriated; (2) administration as a single Indian Revolving Loan Fund,
with sums from diverse sources; and (3) availability of funds for loans to Indians
and for administrative expenses.

REVOLVING FUND FOR LOANS
Program and Performance

This fund, established by the Indian Financing Act of 1974, as amended by the Indian Financing Act Amendments of 1984, provides a source of financing for Indians who cannot borrow from other Government credit agencies or from ordinary commercial lenders because of their low economic status, isolated geographic location, lack of bankable security, or other reasons. Loans are made to tribes and other Indian organizations for relending to individual members and groups of members, and to finance tribal business enterprises. Loans are also made to tribes for use by them in obtaining expert assistance to prepare and argue claims pending before the Court of Claims. Direct loans are made for any purpose that will promote the economic development of the borrower, including loans for education purposes.

DEPARTMENT OF THE INTERIOR
BUREAU OF INDIAN AFFAIRS
REVOLVING FUND FOR LOANS

Program and Financing (in thousands of dollars)

Identification code	19 86 actual Estimate	19 87 estimate	19 88 estimate
14-4409-0-3-452			
<u>Program by activities</u>			
10.00 Total obligations (obj. class 33.0)	10,500	16,320	22,180
<u>Financing:</u>			
14.00 Offsetting collections from Non-Federal sources:			
Collections on loans.....	-4,520	-5,330	-5,730
Revenues.....	-5,750	-6,517	-7,450
21.98 Unobligated balance available, start of year: Fund balance....	-4,703	-4,473	---
24.98 Unobligated balance available, end of year: Fund balance.....	4,473	---	---
39.00 <u>Budget Authority</u>	---	---	9,000
<u>Relation of obligations to outlays:</u>			
71.00 Obligations incurred, net.....	230	4,473	9,000
72.98 Obligated balance, start of year: Fund balance.....	1,916	---	---
74.98 Obligated balance, end of year: Fund balance.....	---	---	---
90.00 Outlays	2,146	4,473	9,000

10 : 1981 a - 301-526 (6500)

(Mono cast: 21.5)

(Mono cast: 5)

(Mono cast: 5)

(Mono cast: 4.9)

DEPARTMENT OF THE INTERIOR
BUREAU OF INDIAN AFFAIRS
REVOLVING FUND FOR LOANS

STATUS OF DIRECT LOANS (in thousands of dollars)

Identification code	19 86 Estimate	19 87 estimate	19 88 estimate
14-4409-0-3-452			
<u>Position with respect to limitation on obligations:</u>			
1111 Limitation on direct loans to the public.....	16,300	16,320	22,180
1111 Reduction pursuant to P.L. 99-177	-701	---	---
1112 Unused balance of limitation expiring.....	-5,099	---	---
1150 Total direct loan obligations..	10,500	16,320	22,180
<u>Cumulative balance of direct loans outstanding:</u>			
1210 Outstanding, start of year....	105,445	111,753	119,743
1231 New loans: Disbursements for direct loans.....	12,416	16,320	22,180
1251 Repayments: Repayments and prepayments.....	-4,520	-5,330	-5,730
1262 Adjustments: Write-offs for default.....	-1,588	-3,000	-3,000
1290 Outstanding, end of year.....	111,753	119,743	133,193
Revenue and Expense (in thousands of dollars)			
<u>Loan Program:</u>			
Revenue.....	5,750	6,517	7,450
Expense.....	-5,000	-3,000	-3,000
Net operating income, total	750	3,517	4,450
BIA- 303			

GPO : 1981 O - 391-526 (6500)

DEPARTMENT OF THE INTERIOR
BUREAU OF INDIAN AFFAIRS
REVOLVING FUND FOR LOANS

FINANCIAL CONDITION (in thousands of dollars)

<u>Assets:</u>	FY 1985 <u>Actual</u>	FY 1986 <u>Estimate</u>	FY 1987 <u>Estimate</u>	FY 1988 <u>Estimate</u>
Fund balance with Treasury.....	6,619	4,473	---	---
Loans receivable, net.....	97,122	100,018	108,008	121,458
Total assets.....	103,741	104,491	108,008	121,458
 <u>Liabilities:</u>				
Selected liabilities, accounts payable	1,916	---	---	---
 <u>Government equity:</u>				
Selected equity Unexpended budget authority:				
Unobligated balance.....	4,703	4,473	---	---
Invested capital.....	97,122	100,018	108,008	121,458
Total Government equity.....	101,825	104,491	108,008	121,458
 <u>Analysis of Changes in Government Equity:</u>				
Paid in capital:				
Opening balance.....		75,282	75,282	75,282
Appropriation.....		---	---	9,000
Closing balance.....		75,282	75,282	84,282
Retained income:				
Opening balance.....		28,459	29,209	32,726
Transactions: Net operating income		750	3,517	4,450
Closing balance.....		29,209	32,726	37,176
Total Government equity end of year..		104,491	108,008	121,458

Department of the Interior
 STATUS OF DEBT COLLECTION
 (in thousands of dollars)

Agency Contact: M. McClammy
 Phone: 343-3666

Identification Code: 14-4409-0-3-452
 Account Title: Revolving Fund for Loans

Status of Receivables	FY 1986 Estimate	FY 1987 Estimate	FY 1988 Estimate	FY 1989 Estimate
1. Receivables, start of year.....	105,445	111,753	119,743	133,193
2. New receivables.....	12,416	16,320	22,180	15,320
3. Receivables collected.....	-4,520	-5,330	-5,730	-6,660
(Current).....	(3,720)	(4,330)	(4,730)	(5,660)
(Delinquent/defaulted receivables).....	(800)	(1,000)	(1,000)	(1,000)
4. Write offs.....	-1,588	-3,000	-3,000	-3,000
5. Receivables, end of year.....	111,753	119,743	133,193	138,853
6. (Delinquent/defaulted receivables).....	(14,000)	(10,000)	(12,000)	(12,000)

DEPARTMENT OF THE INTERIOR
BUREAU OF INDIAN AFFAIRS
14-4320-0-3-452

Liquidation of Hoonah Housing Project Revolving Fund

Program and Performance

This fund was transferred from the Housing and Home Finance Agency to the Secretary of the Interior under the provisions of Public Law 85-806. The Secretary uses the funds transferred from the Housing and Home Finance Agency, along with any other revenues that may be received from the Hoonah Housing Project, for the purpose of liquidating this Project in accordance with the provisions of the Law.

Type size:
8 point 22 picas
Case 180
Red underscore
Case 210

STANDARD FORM 300
July 1964, Bureau of the Budget
Circular No. A-11, Revised.
300-101

DEPARTMENT OF THE INTERIOR
BUREAU OF INDIAN AFFAIRS
Liquidation of Hoonah Housing Project Revolving Fund

Program and Financing (in thousands of dollars)

Identification code	19 86 Estimate	19 87 estimate	19 88 estimate
14-4320-0-3-452			
Program by activities:			
10.00 Total Obligations (Object Class 42.0).....	15	---	---
Financing:			
21.98 Unobligated balance available, start of year: Fund balance....	-15	---	---
24.98 Unobligated balance available, end of year: Fund balance.....	---	---	---
39.00 Budget authority.....	---	---	---
Relation of obligations to outlays:			
71.00 Obligations incurred, net.....	15	---	---
72.40 Obligated balance, start of year	---	---	---
72.40 Obligated balance, end of year..	---	---	---
90.00 Outlays.....	15	---	---

REF: 1981 O - 341-576 (6500)

(Mono cast: 21.5)

(Mono cast: 5)

(Mono cast: 5)

(Mono cast: 4.9)

BIA-307

BUREAU OF INDIAN AFFAIRS
INDIAN LOAN GUARANTY AND INSURANCE FUND

	FY 1986 Available	FY 1987 Available	FY 1988 Estimate	Change FY 1988 Compared with FY 1987
Loan Guaranty and Insurance Program	2,103	2,485	4,985	+2,500

Insurance Program: FY 1987, 2,485,000; FY 1987, \$4,985,000; 0 FTE.

Program Description: The Indian Loan Guaranty and Insurance Fund was established pursuant to the Indian Financing Act of 1974. That Act was amended by the Indian Financing Act Amendments of 1984 (P.L. 98-449). Those Amendments authorize yearly appropriations for: interest subsidy, management and technical assistance, and losses on defaulted loans. The purpose of the fund is to provide access to private money sources through guaranteeing or insuring loans which otherwise would not be available to Indian tribes and organizations, individual Indians, and Alaska Natives for economic development purposes. Appropriations were made to the fund in 1975, 1976 and 1977, in the amounts of \$20 million, \$10 million, and \$15 million respectively, making a total of \$45 million available for the implementation of this program. The first loan guaranty under the program was approved in August 1975. As of September 30, 1985, guarantees were approved on 233 loans totaling \$178.1 million. The breakdown by fiscal year and current status is shown in Table I.

Interest Subsidies: To encourage the use of private capital, an interest subsidy is paid from the fund on loans guaranteed or insured to reduce the Indian borrower's rate of interest to the rate charged on direct loans from the Revolving Fund for Loans. Previously obligated funds will be disbursed for loans approved prior to FY 1985 to pay interest subsidy, leaving a balance at the end of FY 1986 of \$5.7 million. This balance will decrease each year as the loans are repaid. Under the Indian Financing Act Amendments of 1984, subsidy funds will be requested and obligated on a yearly basis for new loans. It is estimated that \$2.585 million will be necessary for interest subsidies in FY 1988 to support loans approved since passage of the amendments. Since 1976, borrowers have paid lending institutions \$28.8 million in principal, and \$37.8 million in interest, a total of \$66.6 million. The Bureau has paid \$8.4 million in interest subsidies to support these loans.

Management and Technical Assistance: The Indian Financing Act of 1974, as amended, authorized funds to be used for providing competent management and technical assistance for economic enterprises, and authorized provision of those services by cooperation with the Small Business Administration and other federal agencies by use of existing programs of this character in those agencies, and in addition, authorized contracts with private organizations to provide such services and assistance. Management and technical assistance can also be provided on a local basis, with funds transferred to the Areas for these purposes. Examples of past assistance include: training of tribal members to operate businesses, analyses of finances and worth of enterprises proposed for purchase or for expansion, feasibility studies for marketing new products, examination of methods to increase financial return to a tribal fishery, market analyses, loan packaging, business plans, setting up bookkeeping assistance.

Losses on Defaulted Loans: A reserve for losses is maintained to pay defaulted guaranteed loans. As of September 30, 1985, \$7.9 million has been paid for defaulted loans since 1975. However, loss claims totaling \$8 million are pending settlement. At the end of FY 1988, it is estimated that \$7.1 million will be in the reserve. This amount will represent 4% of the \$170.5 million in contingent liability for guaranteed loans expected to be outstanding at the end of FY 1988. The contingent liability will be approximately 85.3% of outstanding loans of \$200.0 million.

Collections during FY 1988 are estimated at \$0.9 million from premiums on guaranteed loans, and \$0.5 million from sale of assets acquired in liquidation and loan repayments, making an estimated \$1.4 million available for programming for administrative expenses, and to support the reserve for losses. There will be no available carryover funds from the previous year.

Information of loans guaranteed, since 1975, is as follows:

Total number of loans	233
Loans to: Indian tribes	75
Indian-owned corporations	53
Indian individuals	105

Lenders approved for participation in the program	220
---------------------------------------------------	-----

Loans: Outstanding	117
Paid Off	44
Defaulted	43

Total payout for the defaulted loans -including interest (5% of the total dollar amount guaranteed to September. See Table II): \$7.9 million

Of the 43 loans defaulted:

Repaid either by the borrower or liquidation	4
Cancelled	16
Repaying	7
In process of settlement	16
	43

Program Proposal: A \$33.5 million loan guaranty program is proposed for FY 1988. To support loans guaranteed for FY 1985, 1986, and 1987, \$2.585 million is estimated as needed for interest subsidies. The FY 1987 and 1988 budgets proposed are as follows:

	FY 1987	FY 1988	Change
Interest Subsidies	\$1,785	\$2,585	+\$800
Management and Technical Assistance	700	1,400	+700
Defaulted Loan Losses	---	1,000	+1,000

Of the \$800,000 for subsidies, approximately \$558,000 will be used to pay subsidies on loans approved in 1988, and \$242,000 for those approved in 1986 and 1987. \$700,000 will be used to provide management and technical assistance for potential or actual loan clients. The \$1 million for losses in defaulted loans is the first such request made by the Bureau under the authority of the 1984 Amendments.

TABLE I
 LOAN GUARANTY ACTIVITY
 FY 1976 - FY 1985

<u>Loans Guaranteed</u>							
<u>Year</u>	<u>No.</u>	<u>Amount</u>	<u>Defaulted</u>	<u>Repaid</u>	<u>Cancel</u>	<u>Modified</u>	<u>Current</u>
1976	58	\$14,863,405	20	18	5	5	10
1977	44	42,872,532					
+ Mod. <u>a/</u>	3	331,211	15	14	7	2	9
*1978	13	8,215,875					
+ Mod. <u>a/</u>	3	129,585	4	6	2	1	3
1979	6	1,640,000					
Additional loan <u>b/</u>		624	1	1			4
1980	1	8,500,000					
Additional loan <u>b/</u>		10,094		1			0
1981	1	1,000,000		1			0
1982	8	25,880,000	1	1			6
1983	14	12,953,869		3			11
Additional loan <u>c/</u>		800,000					
1984	35	18,789,448	2		1	3	29
Additional loan <u>c/</u>		203,900					
1985	47	31,603,258		1		1	45
Additional <u>loans c/</u>		<u>10,123,457</u>	—	—	—	—	—
Total	233	177,917,258	43	46	15	12	117
NEW	(227)						
MOD.	(6) <u>a/</u>						

* The Loan Guaranty Program was closed November 1978 to new loan applications. Loan applications on hand and commitments to guarantee \$36 million in new loans required reserving all available program funds. In FY 1981, the program was reopened, since two proposed guarantees for large loans were cancelled.

a/ Six original loans were completely modified and additional funds advanced.
b/ Funds were added to existing loans for protective advances.
c/ Funds were added to existing loans.

TABLE II

Status of Loan Guarantees as of September 30, 1985

AREA	NO.	FACE AMOUNT	CURRENT		AMOUNT WHEN DEFAULTED		MODIFIED OR PAID OFF		GUARANTY CANCELLED	
			NO.	AMOUNT	NO.	AMOUNT	NO.	AMOUNT	NO.	AMOUNT
Aberdeen	25	7,526,602	11	3,590,215	4	1,742,881	9	1,963,000	1	3,870
Albuquerque	20	21,826,035	8	19,949,689	4	906,569	6	249,652	2	81,000
Anadarko	28	2,545,661	6	427,790	11	492,828	8	554,254	3	856,131
Billings	22	10,509,532	12	5,814,663	3	2,138,798	6	1,524,000	1	250,000
Eastern	21	17,690,900	13	11,017,770	5	2,476,057	3	3,539,709		129,291
Juneau	10	36,304,000	5	32,637,504			3	11,618	2	1,098,382
Minneapolis	20	19,309,910	11	17,962,309	4	68,710	5	684,935		24,816
Muskogee	14	1,606,485	2	60,111	5	850,214	4	211,329	3	278,611
Navajo	4	35,975,000	2	10,561,093			1	8,500,000	1	8,200,000
Phoenix	6	8,524,000	1	5,500,000	1	13,308	3	1,641,154	1	1,364,846
Portland	59	15,085,733	44	10,195,440	4	158,582	10	3,105,092	1	652,302
Sacramento	4	1,013,400	2	861,920	2	110,072				
TOTALS	233	177,917,258	117	118,578,504	43	8,958,019	58	21,984,743	15	12,939,249

DEPARTMENT OF THE INTERIOR
BUREAU OF INDIAN AFFAIRS
INDIAN LOAN GUARANTY AND INSURANCE FUND
Summary of Program and Funding Data

	(\$ in millions)		Estimate
	FY 1986	FY 1987	FY 1988
Funds Available for Reserves and Costs:			
1 Fund Balance, start of year	3.4	0.5	0.0
2 Collections	.6	.8	.9
3 Liquidation of assets	.0	.6	.5
4 Appropriation	<u>2.2</u>	<u>2.5</u>	<u>5.0</u>
5 Total Available	6.2	4.4	6.4
Less:			
6 Net Reserves for loan losses (line 23 less 24)	+4.1	2.1	2.5
7 Reserves for interest subsidies (line 15)	-.9	-1.3	-2.6
8 Mgmt. & tech. assistance cost	-.6	-.7	-1.4
9 Defaulted loan costs	-.6	-.3	-.3
10 Other Expenses	-.3	-.1	-.2
11 Purchase of default loans	-7.4	-4.1	-4.4
12 Total needs for reserve and costs	<u>-5.7</u>	<u>-4.4</u>	<u>-6.4</u>
13 Fund Balance, end of year	.5	0.0	0.0
Status of reserves and obligations:			
For Interest Subsidies:			
14 Obligated Balance, start of year	7.2	6.3	4.9
15 Obligated during year	.9	1.3	2.6
16 Expenditures	-1.8	-2.7	-3.0
17 Obligated Balance, end of year	<u>6.3</u>	<u>4.9</u>	<u>4.5</u>
For Other Expenses:			
18 Obligated Balance, start of year	.6	.5	.4
19 Obligated during year	.1	.1	.1
20 Expenditures	-.2	-.2	-.2
21 Obligated Balance, end of year	<u>.5</u>	<u>.4</u>	<u>.3</u>
For Defaults (Administrative commitments):			
22 Reserve for losses, start of year	15.8	11.7	9.6
23 Reserved during year	3.9	1.8	1.9
24 Reduction to the reserve during year	-8.0	-3.9	-4.4
25 Balance, end of year	<u>11.7</u>	<u>9.6</u>	<u>7.1</u>
Total reserves and obligations	<u>18.5</u>	<u>14.9</u>	<u>11.9</u>
Total Program Outlay:			
Mgmt. & tech. assistance (line 8)	.6	.7	1.4
Defaulted loan costs (line 9)	.6	.3	.3
Purchase of default loans (line 11)	7.4	4.1	4.4
Interest subsidy expenditures (line 16)	1.8	2.7	3.0
Other expenses (line 20)	.2	.2	.2
Total Outlay	<u>10.6</u>	<u>8.0</u>	<u>9.3</u>
Less collections (line 2)	-.6	-.8	-.9
Less liquidation of assets (line 3)	.0	-.6	-.5
Net Total Program Outlay	<u>10.0</u>	<u>6.6</u>	<u>7.9</u>
Guaranteed Loans:			
Outstanding, start of year	118.6	161.2	179.6
New loans during year	56.0	30.0	33.5
Repayments during year	-5.2	-7.1	-8.0
Defaults during year	-8.2	-4.5	-5.1
Guarantees Cancelled	-	-	-
Outstanding, end of year	<u>161.2</u>	<u>179.6</u>	<u>200.0</u>

DEPARTMENT OF THE INTERIOR
BUREAU OF INDIAN AFFAIRS
14-4410-0-3-452

INDIAN LOAN GUARANTY AND INSURANCE FUND

For payment of interest subsidies on new and outstanding guaranteed loans and for necessary expenses of management and technical assistance in carrying out the provisions of the Indian Financing Act of 1974 as amended (88 Stat. 77; 25 U.S.C. 1451 et seq.), [2,485,000], to remain available \$4,985,000
until expended: Provided, That during fiscal year [1987], 1988
total commitments to guarantee loans pursuant to the Indian Financing Act of 1974 may be made only to the extent that, as amended,
the total loan principal, any part of which is to be
guaranteed, shall not exceed [\$30,000,000] \$33,500,000

(Department of the Interior and Related Agencies Appropriations Act, 1987, as included in Public Law).

Appropriation Language and Citations

This language is an administrative limitation required by OMB Circular A-11; 31.5, and is not required by law.

Authorization: The Bureau's loan guaranty program was authorized by the Indian Financing Act of April 12, 1974, as amended.

25 U.S.C. 1481-1512: Authorized a loan guaranty and insurance program not to exceed \$200 million to provide access to private money sources which otherwise would not be available to Indian tribes or organizations and individual Indians. No more than 90 percent of a loan may be guaranteed or insured.

25 U.S.C. 1497(e) Authorizes funds for losses on defaulted loans.

25 U.S.C. 1511 Authorizes interest subsidies.

25 U.S.C. 1541: Authorizes competent management and technical assistance for loan recipients.

DEPARTMENT OF THE INTERIOR
BUREAU OF INDIAN AFFAIRS
14-4410-0-3-452

INDIAN LOAN GUARANTY AND INSURANCE FUND

Program and Performance

This fund was established pursuant to the Indian Financing Act of 1974. That Act was amended by the Indian Financing Act Amendments of 1984 (P.L. 98-449). The purpose of the fund is to support a program of guaranteeing or insuring loans made by commercial lending institutions to Indian tribes and organizations, individual Indians and Alaska Natives for economic development purposes. An interest subsidy is paid from the fund, on loans guaranteed or insured, to reduce the Indian borrower's rate of interest. The purpose of this program is to provide an incentive to the private lending sector to make loans to Indians which would not otherwise be made.

DEPARTMENT OF THE INTERIOR
BUREAU OF INDIAN AFFAIRS
INDIAN LOAN GUARANTY AND INSURANCE FUND

Program and Financing (in thousands of dollars)

Identification code	19 86 actual Estimate	19 87 estimate	19 88 estimate
14-4410-0-3-452			
<u>Program by activities:</u>			
Operating expenses:			
1. Interest subsidy expense.....	933	2,080	2,600
2. Technical assistance.....	601	700	1,400
3. Other expenses.....	50	100	100
Total operating expenses.....	1,584	2,880	4,100
Capital investment.....	8,076	4,500	4,900
10.00 Total obligations.....	9,660	7,380	9,000
<u>Financing:</u>			
14.00 Offsetting collections from:			
Non-federal sources:.....	-609	-1,403	-1,400
21.98 Unobligated balance available, start of year.....	-19,194	-12,246	-8,754
24.98 Unobligated balance available, end of year.....	12,246	8,754	6,139
39.00 <u>Budget Authority</u>	2,103	2,485	4,985
40.00 Appropriations.....	2,197	2,485	4,985
40.00 Reduction pursuant to P.L. 99-177.....	-94	---	---
43.00 Appropriation (adjusted).....	2,103	2,485	4,985
<u>Relation of obligations to outlays:</u>			
71.00 Obligations incurred, net....	9,051	5,977	7,600
72.98 Obligated balance, start of year.....	7,578	6,650	6,000
74.98 Obligated balance, end of year	-6,650	-6,000	-5,700
90.00 Outlays.....	9,979	6,627	7,900

(00059) 9525-1-6 - 0 1861 : 01D

(Mono cast: 21.5)

(Mono cast: 5)

(Mono cast: 5)

(Mono cast: 4.9)

DEPARTMENT OF THE INTERIOR
BUREAU OF INDIAN AFFAIRS
INDIAN LOAN GUARANTY AND INSURANCE FUND

Status of Direct Loans (in thousands of dollars)

Identification code	19 86 Estimate	19 86 estimate	19 88 estimate
14-4410-0-3-452			
<u>Position with respect to limitation on obligations:</u>			
Obligations exempt from limitation:			
1131 Direct loans to the public....	76	100	100
1132 Defaulted guaranteed loan claims.	8,000	4,400	4,800
1150 Total direct loan obligations	8,076	4,500	4,900
<u>Cumulative balance of direct loans outstanding:</u>			
1210 Outstanding, start of year.....	6,340	12,990	10,040
New loans:			
1231 Direct loans disbursements.....	76	100	100
1232 Disbursements for guaranty loan claims.....	8,000	4,400	4,800
Repayments:			
1251 Repayments and prepayments.....	-35	-100	-100
1252 Repayments of defaulted guaranteed loans.....	---	-600	-500
Adjustments:			
1262 Write-offs for default.....	-1,091	-6,500	-2,500
1264 Other adjustments, net 1/.....	-300	-250	+230
1290 Outstanding, end of year.....	12,990	10,040	12,070
1/ Unguaranteed portion of defaulted loans assigned to the Bureau of Indian Affairs by commercial lenders.			
OBJECT CLASSIFICATION (in thousands of dollars)			
23.0 Other expenses.....	50	100	100
25.0 Other services.....	601	700	1,400
33.0 Investments and loans	8,076	4,500	4,900
41.0 Grants, subsidies, and contributions	933	2,080	2,600
99.9 Total Obligations.....	9,660	7,380	9,000
	(Mono cast: 21.5)	(Mono cast: 5)	(Mono cast: 4.9)

GPO : 1981 O - 314-526 (6509)

DEPARTMENT OF THE INTERIOR
BUREAU OF INDIAN AFFAIRS
INDIAN LOAN GUARANTY AND INSURANCE FUND

Status of Guaranteed Loans (in thousands of dollars)

Identification code	19 86 actual Estimate	19 87 estimate	19 88 estimate
14-4410-0-3-452			
<u>Position with respect to limitation on commitments:</u>			
2111 Limitation on guaranteed loans by private lenders	---	30,000	33,500
2131 Guaranteed loan commitments exempt from limitation.....	62,720	---	---
2131 Reduction pursuant to P.L. 99-177	-2,697	---	---
2150 Total guaranteed loan commitments	60,023	30,000	33,500
<u>Cumulative balance of guaranteed loans outstanding:</u>			
2210 Outstanding, start of year.....	118,579	161,239	179,573
2231 Disbursements of new guaranteed loans.....	56,000	30,000	33,500
2251 Repayments and prepayments.....	-5,150	-7,123	-7,980
<u>Adjustments:</u>			
2261 Terminations for default.....	-8,190	-4,543	-5,093
2290 Outstanding, end of year.....	161,239	179,573	200,000
<u>MEMORANDUM:</u>			
2299 U.S. contingent liability for guaranteed loans outstanding, end of year.....	140,728	154,913	170,506
REVENUE AND EXPENSE (in thousands of dollars)			
<u>Loan Guaranty and Insurance Fund</u>			
<u>Program:</u>			
Revenue.....	601	800	900
Expense.....	-3,769	-3,672	-4,386
Write-offs.....	-1,091	-6,500	-2,500
Adjustment.....	---	---	---
Net operating loss, total.....	-4,259	-9,372	-5,986

GPO : 1981 O - 381-526 (6500)

(Mono cast: 21.5)

(Mono cast: 5)

(Mono cast: 5)

(Mono cast: 4.9)

DEPARTMENT OF THE INTERIOR
BUREAU OF INDIAN AFFAIRS
INDIAN LOAN GUARANTY AND INSURANCE FUND

FINANCIAL CONDITION (in thousands of dollars)

<u>Assets:</u>	<u>1985 Actual</u>	<u>1986 Act.</u>	<u>1987 Est.</u>	<u>1988 Est.</u>
<u>Selected assets:</u>				
Fund balance with Treasury.....	26,771	18,896	14,754	11,839
Advances.....	181	---	---	---
Assets acquired through default....	5,791	11,691	8,946	10,860
Total assets.....	<u>32,743</u>	<u>30,587</u>	<u>23,700</u>	<u>22,699</u>

Liabilities:

Selected liabilities:

Accounts payable.....	258	---	---	---
-----------------------	-----	-----	-----	-----

Government equity:

Selected equities:

Unexpended budget authority:

Unobligated balance.....	19,194	12,246	8,754	6,139
Undelivered orders.....	7,500	6,650	6,000	5,700
Invested capital.....	5,791	11,691	8,946	10,860
Total Government equity.....	<u>32,485</u>	<u>30,587</u>	<u>23,700</u>	<u>22,699</u>

Analysis of Changes in Government Equity:

Paid in capital:

Opening balance.....	45,000	47,103	49,588
Appropriation.....	2,103	2,485	4,985
Closing balance.....	<u>47,103</u>	<u>49,588</u>	<u>54,573</u>

Retained income:

Opening balance.....	-12,257	-16,516	-25,888
Transaction: Net operating loss...	-4,259	-9,372	-5,986

Closing balance.....	<u>-16,516</u>	<u>-25,888</u>	<u>-31,874</u>
----------------------	----------------	----------------	----------------

Total Gov't equity (end of year).	<u>30,587</u>	<u>23,700</u>	<u>22,699</u>
-----------------------------------	---------------	---------------	---------------

COOPERATIVE FUND
(PAPAGO)

DEPARTMENT OF THE INTERIOR
BUREAU OF INDIAN AFFAIRS
TRUST FUNDS
14-8366-0-7-452

COOPERATIVE FUND (PAPAGO)

Program and Performance

This Cooperative Fund, established by section 313 of the Southern Arizona Water Rights Settlement Act, P.L. 97-293 (96 Stat. 1274-1285), provides a source of funds for the Secretary of the Interior to carry out the obligations of the Secretary under sections 303, 304 and 305 of the Act. Only interest accruing to the fund may be expended. However, the law provides that no such interest can be spent prior to the earlier of 1992 or the completion of the main project works of the Central Arizona Project.

DEPARTMENT OF THE INTERIOR
BUREAU OF INDIAN AFFAIRS
COOPERATIVE FUND (PAPAGO)

Program and Financing (in thousands of dollars)

Identification code	86 19 Estimate	87 19 estimate	88 19 estimate
14-8366-0-7-452			
Financing:			
21.40 Unobligated balance available, start of year:			
Treasury balance.....	-2		---
U.S. Securities (par).....	-12,825	-14,931	---
Unrealized discounts.....	---	+614	---
24.40 Unobligated balance available, end of year:			
U.S. Securities (par).....	14,931	16,667	---
Unrealized discounts.....	-614	-614	---
60.00 Budget Authority (appropriation) (permanent, indefinite).....	1,490	1,736	---

1/ Schedule merged with Miscellaneous Trust Funds for FY 1988.

MISCELLANEOUS TRUST FUNDS

DEPARTMENT OF THE INTERIOR
BUREAU OF INDIAN AFFAIRS

TRIBAL TRUST FUNDS

[MISCELLANEOUS TRUST FUNDS]

In addition to the tribal funds authorized to be expended by existing law, there is [hereby] _____ hereafter appropriated not to exceed \$1,000,000 to the Secretary of from tribal funds not otherwise available the Interior for the benefit of the tribes involved, each fiscal year for expenditure.

(Department of the Interior and Related Agencies Appropriations Act, 1987, as included in Public Law _____ .)

Justification of Proposed Language Change

Addition: "hereafter... to the Secretary of the Interior for the benefit of the tribes involved,... each fiscal year."

This language provides permanent authority for not to exceed \$1,000,000 annually for the Secretary of the Interior to use for the benefit of tribes from tribal trust funds not otherwise available for expenditure.

Appropriation Language and Citations

25 U.S.C. 123 provides that no money shall be expended from Indian tribal funds without specific appropriation by Congress except as follows: Equalization of allotments, education of Indian children in accordance with existing law, per capita and \$1,000,000 for each fiscal year from tribal funds not otherwise available for expenditure and other payments, all of which are hereby continued in full force and effect: Provided, That this shall not change existing law with reference to the Five Civilized Tribes.

25 U.S.C. 123a provides that funds of any tribe of Indians under the control of the United States may be used for payments of insurance premiums for protection of the property of the tribe against fire, theft, tornado, hail, earthquake, or other elements and forces of nature, and for protection against liability on account of injuries or damages to persons or property and other like claims.

25 U.S.C. 123b provides that on and after May 9, 1938, tribal funds shall be available for appropriation by Congress for traveling and other expenses, including supplies and equipment for members of tribal councils, business committees, or other tribal organizations, when engaged in business for the tribes.

60 Stat. 895, Act of August 7, 1946, which states in part "that on approval of this Act, collections made from water users on each Indian irrigation project on account of assessments levied to meet the cost of operating and maintaining such project shall be deposited into the Treasury for credit to a trust-fund account pursuant to section 20 of the Permanent Appropriations Repeal Act, 1934 (48 Stat. 1233), and shall be available for expenditure in carrying out the purposes for which collected".

DEPARTMENT OF THE INTERIOR
BUREAU OF INDIAN AFFAIRS
14-XXXX-0-7-999
MISCELLANEOUS TRUST FUNDS
FY 1988

Program and Performance

1. Operation and Maintenance, Indian Irrigation Systems - \$20,000,000.

Beginning in FY 1988, this fund is transferred to and described under the Tribal Trust Funds portion of this justification. This transfer is made pursuant to the Act of August 1946 (Public Law 647) (60 Stat. 895) which states in part: "That on approval of this Act, collections made from water users on each Indian irrigation project on account of assessments levied to meet the cost of operating and maintaining such project shall be deposited into the Treasury for credit to a trust-fund account [underscoring added] pursuant to Section 20 of the Permanent Appropriations Repeal Act, 1934 (48 Stat. 1233), and shall be available for expenditure in carrying out the purposes for which collected."

2. Cooperative Fund (Papago) - \$2,021,000. This Cooperative Fund, established by section 313 of the Southern Arizona Water Rights Settlement Act, P.L. 97-293 (96 Stat. 1274-1285), provides a source of funds for the Secretary of the Interior to carry out the obligations of the Secretary under sections 303, 304 and 305 of the Act. Only interest accruing to the fund may be expended. However, the law provides that no such interest can be spent prior to the earlier of 1992 or the completion of the main project works of the Central Arizona Project.

3. Other Trust Funds - \$257,000.

Contributed Funds account for any contributions, donations, gifts, etc., which are to be used for the benefit of American Indians in accordance with the donor's wishes (82 Stat. 171).

George C. Edgeter account consists of a bequest, the principal of which is invested in U.S. Treasury bonds and notes, and the interest is to be used for the relief of American Indians (82 Stat. 171), as specified by the donor's wishes.

NOTE: Beginning in FY 1988, these three programs are proposed to be merged into a separate Miscellaneous Trust Fund schedule.

DEPARTMENT OF THE INTERIOR
BUREAU OF INDIAN AFFAIRS
14-9973-0-7-999
TRIBAL TRUST FUNDS

Program and Performance

1. TRIBAL TRUST FUNDS (14X8365)-- Tribal funds are deposited into a consolidated account in the U.S. Treasury pursuant to: (1) general or specific acts of Congress enacting the judgment awards of the Indian Claims Commission and the Court of Claims; and (2) Federal management of tribal real properties, the titles to which are held in trust for the tribes by the United States. These funds are available to the respective tribal groups for various purposes, under various acts of Congress, and are subject to the provisions of tribal constitutions, bylaws, charters, and resolutions of the various tribes, bands, or groups. Tribal funds may be used for the conduct of tribal financial programs, enterprises, businesses, per capita payments, and other tribal affairs. These funds are not Federal monies as the funds belong strictly to the tribes. The Bureau only invests and monitors the numerous tribal accounts in fulfilling its trust responsibility as the respective trustee of the United States. These funds are reported annually in the budget schedules to give Congress the opportunity to review the activity conducted under the authorities extended to the Secretary of the Interior.

2. FUNDS CONTRIBUTED FOR THE ADVANCEMENT OF THE INDIAN RACE (14X8563)-- This program accounts for any contributions, donations, gifts, etc., which are to be used for the benefit of American Indians in accordance with the donor's wishes (82 Stat. 171). Beginning in FY 1988, this program is proposed to be merged with Tribal Trust Funds as a separate schedule.

3. BEQUEST OF GEORGE C. EDGETER (14X8060)-- This account consists of a bequest, the principal of which is invested in U.S. Treasury bonds and notes, and the interest is to be used for the relief of American Indians (82 Stat. 171), as specified by the donor's wishes. Beginning in FY 1988, this program is proposed to be merged with Tribal Trust Funds as a separate schedule.

DEPARTMENT OF THE INTERIOR
 BUREAU OF INDIAN AFFAIRS
 14-9973-0-7-999
 TRIBAL TRUST FUNDS

Analysis of Changes in Requirements
 (in thousands of dollars)

	<u>Budget Authority</u>	<u>Outlays</u>
FY 1986 Total.....	\$427,861	\$355,000
 <u>Increases</u>		
Program increases:		
Direct Program.....	+73	+73
Other Trust.....	---	+101
Miscellaneous Permanents (Tribal).....	+4,877	+34,352
 <u>Decrease</u>		
Other Trust.....	<u>-4</u>	<u>---</u>
FY 1987 Total.....	\$432,807	\$389,526
 <u>Increases</u>		
Program increase:		
Miscellaneous Permanents (Tribal).....	\$+13,091	+10,882
 <u>Decrease</u>		
Direct Program.....	-1,000	---
Other Trust Funds.....	<u>-257</u>	<u>---</u>
FY 1988 Total.....	\$444,641	\$400,408

Highlight Statement

Funds are deposited into a consolidated account in the U.S. Treasury pursuant to: (1) general or specific acts of Congress enacting the judgment awards of the Indian Claims Commission and the Court of Claims; and (2) Federal management of tribal real properties, the titles to which are held in trust for the tribes by the United States. These two sources of funds contribute approximately 35% and 65%, respectively, of the tribal trust fund income. Approximately 300 Indian tribes, bands, or identifiable groups maintain funds in the U.S. Treasury account; these monies are separately identified and controlled in some 700 accounts by the Bureau of Indian Affairs.

Tribal funds are available to the respective tribal groups for various purposes, under various acts of Congress, and are subject to the provisions of tribal constitutions, bylaws, charters, and resolutions of the various tribes, bands, or groups. Tribal funds may be used for the conduct of tribal financial programs, enterprises, businesses, per capita payments, and other tribal affairs.

The Act of October 19, 1973 (87 Stat. 466), provides general authority for the distribution of funds appropriated in satisfaction of judgments of the Indian Claims Commission and the Court of Claims, subject to certain conditions, including the development of a plan for the use of the funds. Funds derived from the management of tribal trust properties are available for tribal use in accordance with approved budgets under annual/definite, or permanent/indefinite authorizations.

Funds programmed under annual/definite authorizations are being requested as part of permanent authority beginning in FY 1988.

Funds programmed under permanent/indefinite authorization are made available under legislation which provided permanent authority for the Secretary of the Interior to withdraw from tribal accounts in the Treasury those funds needed to carry out programs designed by a particular tribe and approved by the Secretary for the conduct of tribal operations, including but not limited to management of tribal resources and other programs designated to improve the situation of the general membership. Funds can be disbursed through either the Regional Disbursing Office or the Indian Service Special Disbursing Agents' accounts, or funds can be advanced to tribes for disbursement by their bonded tribal treasurers under approved plans of operation. Although these funds do not require annual approval by Congress, they are reported annually in the budget schedule to give Congress an opportunity to review the activity conducted under the authorities extended to the Secretary of the Interior.

No part of the funds contained in this estimate represents a charge upon the Federal Treasury. This item reflects the disbursement of funds to the credit of Indian tribes or bands under numerous special acts of Congress in compliance with the terms of the various trusts and for carrying out tribal programs recommended by the tribal governing bodies with the approval of the Assistant Secretary for Indian Affairs.

The budget schedule under the Permanent Authorization reflects disbursements from the tribal trust funds authorized by permanent legislation and, under the Annual and Definite Authorizations, amounts requested annually by the various tribes for carrying out various tribal activities and are becoming part of permanent authority in FY 1988.

The estimate, therefore, is restricted to the funds requested annually, as required by section 27 of the Act of May 18, 1916 (39 Stat. 158).

DEPARTMENT OF THE INTERIOR
BUREAU OF INDIAN AFFAIRS
ANNUAL DEFINITE AUTHORIZATION - TRIBAL FUNDS

Statement Relating to FY's 1986, 1987 & 1988 Programs

1986 Appropriation.....	\$4,000,000
1987 Budget Estimate.....	1,000,000
Total Appropriation for 1987.....	1,000,000
Total Estimate for 1988.....	<u> -0-</u>

Analysis of Annual Definite Authorization, Tribal Trust Funds, by Activity:

ACTIVITY/SUBACTIVITY	Estimate 1986	Appro- priation 1987	1988 Budget Estimate	Inc(+)/Dec(-) 1987 Compared w/ 1988
1. Construction & Land Acquisition	-0-	500,000		-500,000
2. General Tribal Affairs	<u>1,013,290</u>	<u>500,000</u>	<u>-0-</u>	<u>-500,000</u>
Total	<u>\$1,013,290</u>	<u>\$1,000,000</u>	<u>-0-</u>	<u>-\$1,000,000</u>

Summary of Trust Fund Budget Authority

A. Tribal Funds:	<u>1986 Estimate</u>	<u>1987 Estimate</u>	<u>1988 Estimate</u>
1. Annual Definite Authorization	\$ 1,013,290	\$1,000,000	---
2. Permanent Authorization	426,448,086	431,550,000	444,641,000
B. Other Trust Funds - (Permanent Indefinite):	399,624	257,000	---
 TOTAL	 <u>\$427,861,000</u>	 <u>\$432,807,000</u>	 <u>\$444,641,000</u>

Tribal Funds - Annual Definite: Fiscal Year 1986, \$4,000,000; Fiscal Year 1987, \$1,000,000.

STATUS OF PROGRAMS

Funds programmed under the annual definite authorization as shown on the following tabulation are to be used for various education and welfare programs, resources management, construction and land acquisition, and general tribal affairs, including taxes and attorneys' fees. All amounts in the FY 1987 estimate have been requested by the Indian tribal groups except the sum of \$822,575 for miscellaneous tribes. The amount under "miscellaneous tribes" is requested to provide for additional tribal requests that are anticipated during the fiscal year.

COMPARATIVE STATEMENT OF ANNUAL DEFINITE AUTHORIZATIONS BY TRIBE

<u>STATE-AGENCY TRIBE</u>	<u>ESTIMATE FY 1986</u>	<u>ESTIMATE FY 1987</u>	<u>ESTIMATE FY 1988</u>
California	\$835,858	---	---
Agua Caliente	835,858	---	---
Washington	177,432	177,425	---
Colville	38,000	38,000	---
Yakima	139,432	139,425	---
Arizona	---	---	---
White Mountain	---	---	---
Miscellaneous Tribes	---	822,575	---
Grand Total	\$1,013,290	1,000,000	---

Beginning in FY 1988 the language provides permanent authority not to exceed \$1,000,000 annually to the Secretary of the Interior to use for the benefit of tribes from tribal trust funds not otherwise available for expenditure.

DEPARTMENT OF THE INTERIOR
BUREAU OF INDIAN AFFAIRS
TRIBAL TRUST FUNDS

Program and Financing (in thousands of dollars)

Identification code	19 86 Estimate	19 87 estimate	19 88 estimate
14-9973-0-7-999			
<u>Program by activities:</u>			
1. Direct program (limitation) (tribal funds)	1,013	1,000	--- 1/
2. Miscellaneous permanent (tribal funds).....	354,722	387,500	400,000
3. Other trust funds.....	399	500	--- 2/
10.0001 Total obligations.....	356,134	389,000	400,000
<u>Financing:</u>			
21.4001 Unobligated balance available, start of year:			
Treasury balance.....	-989,808	-1,091,195	-1,125,002
U.S. Securities (par).....	-182,342	-154,816	-164,816
Unrealized discounts.....	---	2,134	2,134
22.4001 Unobligated balance transferred, net.....	---	---	200
24.4001 Unobligated balance available, end of year:			
Treasury balance.....	1,091,195	1,125,002	1,178,750
U.S. Securities (par).....	154,816	164,816	155,506
Unrealized discounts.....	-2,134	-2,134	-2,131
39.0001 Budget authority.....	427,861	432,807	444,641
<u>Budget authority:</u>			
Current:			
40.0001 Appropriation.....	1,013	1,000	---
Permanent:			
60.0001 Appropriation (indefinite)....	426,848	431,807	444,641
<u>Relation of obligations to outlays:</u>			
71.0001 Obligations incurred, net.....	356,134	389,000	400,000
72.4001 Obligated balance, start of year.....	300	1,434	908
73.4001 Obligated balance transferred, net.....	---	---	-200
74.4001 Obligated balance, end of year	-1,434	-908	-300
90.0001 Outlays.....	355,000	389,526	400,408
<u>Distribution of budget authority by account:</u>			
Indian tribal funds.....	427,600	432,550	444,641
Funds contributed for the advancement of the Indian race.....	250	250	---
Request of George C. Edgeter.....	11	7	---

65059 925-52-341-1-84 - 0 1881 : OAU

(Mono cast: 21.5)

(Mono cast: 5)

(Mono cast: 5)

(Mono cast: 4.9)

DEPARTMENT OF THE INTERIOR
BUREAU OF INDIAN AFFAIRS
TRUST FUNDS

Object Classification (in thousands of dollars)

Identification code	19 86 actual Estimate	19 87 estimate	19 88 estimate
14-9973-0-7-999			
Personnel compensation:			
11.1 Full-time permanent.....	---	---	---
11.3 Other than full-time permanent...	---	---	---
11.5 Other personnel compensation.....	---	---	---
11.8 Special pers. svcs. payments.....	---	---	---
11.9 Total pers. compensation.....	---	---	---
Personnel Benefits:			
12.1 Civilian.....	---	---	---
21.0 Travel and trans. of persons.....	---	---	---
22.0 Transportation of things.....	---	---	---
23.2 Communications, utilities, and other rent.....	---	---	---
24.0 Printing and reproduction.....	---	---	---
25.0 Other Services.....	---	---	---
26.0 Supplies and materials.....	---	---	---
31.0 Equipment.....	---	---	---
44.0 Refunds.....	356,134	389,000	400,000
99.9 Total obligations.....	356,134	389,000	400,000
Personnel Summary			
Total number of full-time permanent positions.....	---	---	---
Total compensable workyears:			
Full-time equivalent employment.....	---	---	---
Full-time equivalent of overtime and holiday hours.....	---	---	---

GPO : 1981 O - 301-576 (6500)

(Mono cast: 21.5)

(Mono cast: 5)

(Mono cast: 5)

(Mono cast: 4.9)

DEPARTMENT OF THE INTERIOR
BUREAU OF INDIAN AFFAIRS
MISCELLANEOUS TRUST FUNDS

Program and Financing (in thousands of dollars)

Identification code	1986 actual Estimate	1987 estimate	1988 estimate
* 14-XXXX-0-7-999			
* Program by activities:			
1. Operation and Maintenance, Indian Irrigation Systems.....	---	---	20,000
2. Cooperative Fund (Papago).....	---	---	---
3. Other Trust Funds (George Edgeter/Contri. Funds)..	---	---	250
10.0001 Total obligations.....	---	---	20,250
Financing:			
21.4001 Unobligated balance available, start of year:			
Treasury balance.....	---	---	---
U.S. Securities (par).....	---	---	---
Unrealized discounts.....	---	---	630
22.4001 Unobligated balance transferred, net.....	---	---	-35,867
24.4001 Unobligated balance available, end of year:			
Treasury balance.....	---	---	36,203
U.S. Securities (par).....	---	---	1,692
Unrealized discounts.....	---	---	-630
39.0001 Budget authority.....	---	---	22,278
Relation of obligations to outlays:			
71.0001 Obligations incurred, net.....	---	---	20,250
72.4001 Obligated balance, start of year.....	---	---	---
73.4001 Obligated balance transferred, net.....	---	---	3,200
74.4001 Obligated balance, end of year	---	---	-3,193
90.0001 Outlays.....	---	---	20,257
Distribution of budget authority by account:			
Operation and Maintenance, Indian Irrigation Systems.....	---	---	20,000
Other Trust Funds George Edgeter/Contributed Funds..	---	---	257
Distribution of outlays by account:			
Operation and Maintenance, Indian Irrigation Systems.....	---	---	20,000
Other Trust Funds GeorgeEdgeter/Contributed Funds..	---	---	257

* Beginning in FY 1988, these three programs are proposed to be merged into a separate Miscellaneous Trust Funds Schedule.

Type size:
8 point 22 picas
Case 180
Red underscore
Case 210

STANDARD FORM 300
July 1964, Bureau of the Budget
Circular No. A-11, Revised.
300-101

DEPARTMENT OF THE INTERIOR
BUREAU OF INDIAN AFFAIRS
MISCELLANEOUS TRUST FUNDS

Object Classification (in thousands of dollars)

Identification code	1986 Estimate	1987 estimate	1988 estimate
14-XXXX-0-7-999			
Personnel compensation:			
11.1 Full-time permanent.....	---	---	7,869
11.3 Other than full-time permanent...	---	---	890
11.5 Other personnel compensation.....	---	---	472
11.9 Total pers. compensation.....	---	---	9,231
Personnel Benefits:			
12.1 Civilian.....	---	---	51
21.0 Travel and trans. of persons.....	---	---	84
22.0 Transportation of things.....	---	---	336
23.2 Communications, utilities, and other rent.....	---	---	2,508
24.0 Printing and reproduction.....	---	---	4
25.0 Other Services.....	---	---	4,844
26.0 Supplies and materials.....	---	---	2,988
31.0 Equipment.....	---	---	204
99.9 Total obligations.....	---	---	20,250
Personnel Summary			
Total number of full-time permanent positions.....	---	---	380
Total compensable workyears:			
Full-time equivalent employment.....	---	---	374
Full-time equivalent of overtime and holiday hours.....	---	---	11

GPO : 1981 O - 301-526 (6500)

(Mono cast: 21.5) (Mono cast: 5) (Mono cast: 5) (Mono cast: 4.0)

APPENDICES

DEPARTMENT OF THE INTERIOR

BUREAU OF INDIAN AFFAIRS

1982 INDIAN CLAIMS LIMITATION ACT SETTLEMENTS

(Supplemental now requested, existing legislation)

For an additional amount of \$8,674,000, for a new appropriation entitled, "1982 Indian Claims Limitation Act Settlements," of which \$7,600,000 shall remain available until expended, including \$6,600,000 for deposit into the White Earth Economic Development and Tribal Government Fund established pursuant to Section 12 of the White Earth Reservation Land Settlement Act, Public Law 99-264, March 24, 1986: Provided, costs incurred in the initial implementation of the administrative provisions of this Act during fiscal year 1987 shall be reimbursed from this appropriation.

JUSTIFICATION

1982 Indian Claims Limitation Act Settlements

The Bureau of Indian Affairs is requesting a supplemental to its Fiscal Year 1987 budget to provide funds for initiating activities associated with fulfillment of responsibilities directed by the White Earth Reservation Land Settlement Act of March 24, 1986, Public Law 99-264, and the Old Age Assistance Claims Settlement Act of October 19, 1984, Public Law 98-500. This proposal would provide for a one-time economic development grant to the White Earth Band (Section 15 of the Act) and expenses for FY 1987 of the Bureau of Indian Affairs, Office of the Solicitor and the Office of Hearings and Appeals in accomplishing the comprehensive land title, appraisal and heirship investigations; title opinions and case review; and acquisition of land, legal reviews, and probate modifications for White Earth. For Old Age Assistance, the funds cover the research to identify individuals eligible to receive compensation, for processing of payments, and the first \$1,000,000 for payment of compensation.

By the two acts cited above, Congress has provided for resolution of a significant number of claims identified pursuant to the Indian Claims Limitation Act of 1982 (96 Stat. 1966, 1976). Implementation will not only meet the requirements of the Act but will also avoid protracted and costly litigation. Public Law 99-264 will resolve an estimated 1,300 land title claims on approximately 100,000 acres of land previously allotted in severalty within the White Earth Indian Reservation in Minnesota. Public Law 98-500 will resolve approximately 2,400 claims where, in the past, funds from the trust estates of Indians were erroneously used to pay state and county old age assistance claims.

The specific action requirements follow a brief synopsis of each act, as follows:

A. White Earth Reservation Claims Settlement Act

This act provides for retroactive ratification of questionable transfers of land by which individual allottees, or their heirs, were divested of ownership. By the terms of the act, such ratifications cannot take place until the Congress has appropriated \$6.6 million as an economic development grant to the White Earth Band. According to Section 8(e), the compensation to be paid, in each case, to the allottees, or their heirs, is to be treated as a final judgment, award or compromise settlement under the provisions of 31 U.S.C. 1304; the Secretary of the Treasury is authorized and directed to pay out of the funds in the Treasury the amount certified in each case. All determinations, notices and administrative work necessary to meet the objectives must be accomplished not later than five years from the date of enactment. A copy of the Act is attached for convenient reference. The pertinent sections are: 6, 7, 8, 9, 10, 12, 14, 15, and 17.

The recovery of title or damages, the constitutional adequacy of the compensation, and the determinations to include allotments or interests on

the first and second lists, as published in the Federal Register, are subject to judicial challenge under the provisions of Sections 6(c), 6(d) and 7(d), respectively.

As required by Section 7(a), the first list of tracts in issue will be published in the Federal Register in September 1986. This list of approximately 1,000 tracts, or interests therein, will be based on readily available data. In order to complete all determinations necessary for publication of the second list by March 1988, it will be necessary for the Secretary to determine, during FY 1987, the following:

- (1) The heirs to any tracts which might fall within Section 4(b) of the Act, where said heirs have never been determined through county or federal probate.
- (2) All additional tracts in issue (Section 7).
- (3) Which of the additional tracts fall within the specific problem categories (Section 6(a)).
- (4) The dates of transfer for all additional tracts (Section 8(b)).

For the estimated 1,000 tracts appearing on the September 1986 list, the Secretary must, during FY 1987, begin the process of:

- (1) Determining damages (by appraisal) and computing compensation (Section 8).
- (2) Determining heirs (owners) of the tracts at the time of transfer, and the estimated 8,500 present-day heirs entitled to compensation (Section 9). This will require the probating of an estimated 2,000 estates by the Department.
- (3) Locating the present-day heirs and providing notice of compensation to them in a manner that will satisfy due process (Section 8(c)).
- (4) Effecting payment of the compensation (Section 8).

It is anticipated that by the end of FY 1986, the White Earth Band will have selected the 10,000 acres of land to which it is entitled under Section 10(a)(1), thus leaving only the appropriation of the \$6.6 million grant, as authorized by Section 15, to activate the title ratification process (Section 6(a)). Appropriated funds will also be needed in FY 1987 to process the acquisition of the 10,000 acres by the United States in trust for the White Earth Band (Section 10(a)(1)).

This supplemental, as it relates to P.L. 99-264, would provide for all Department of the Interior responsibilities, including those to be performed by the Office of Hearings and Appeals - Indian Probate Division, the Office of the Solicitor, and the Bureau of Indian Affairs. More specifically, it would provide for the following tasks:

1. Reconciliation of Agency/Area case files.
2. Appraisals of real property.
3. Genealogical research.
4. Preparation of family history outlines.
5. Preparation of estate inventories.
6. Location of heirs.
7. Abstracting of title.
8. Obtaining certified copies of title documents.
9. Recording title documents.
10. Title examination.
11. Data extraction.
12. Posting title conveyances.
13. Modifications of probates.
14. Holding heirship hearings.
15. Determination of heirs/approval of wills.
16. Actions on petitions of rehearings and reopenings of probates.
17. Assignment of individual ID numbers.
18. Computer data entry.
19. Establishment of IIM, special deposit and estate accounts.
20. Computation of compensation.
21. Notice of compensation.
22. Payment of compensation.
23. Legal review.
24. Coordination with State of Minnesota.
25. Public information.
26. Preparation of annual reports.

- 27. Notice of actions to meet due process requirements.
- 28. Preparation of title status reports and opinions.
- 29. Acceptance of title conveyed by deed.

Time is critical in the implementation of this Act. In order to meet the five-year time frame established by Section 14, funding in the amount of \$7,534,000 (\$6.6 million economic development grant and \$934,000 in administrative costs) will be needed in FY 1987. Timeliness is emphasized also by Section 8 of the Act which provides that the interest on the compensation to be paid will be compounded annually at five percent.

The funding amounts for the three offices for FY 1987 for White Earth activities are as follows:

Bureau of Indian Affairs	\$642,000
Office of the Solicitor	120,300
Office of Hearings and Appeals	<u>171,700</u>
Total	\$934,000

These amounts will cover personal services and employee benefits, travel, office space, furniture, equipment (rental or purchase), supplies and materials, phones and utilities, abstracts of title, certified copies of title documents, and any other related expenses. Detailed information is shown in the schedules and other material attached.

FY 1987 Cost Estimates for White Earth
1982 Indian Claims Limitation Act Settlements
(FY 1987 Supplemental)

PERSONAL SERVICES
BUREAU OF INDIAN AFFAIRS

Project Office Salaries

Project Officer	GS-13	\$ 37,600
Assistant Project Officer	GS-11	26,400
Realty Specialist	GS-09	21,800
Appraiser	GS-11	26,400
Genealogist	GS-11	26,400
Title Examiners (6)	GS-08	118,400
Probate Clerks (3)	GS-05	43,200
Secretary	GS-05	14,400
Clerk-Typist	GS-04	12,900

Minneapolis Area Office Salaries

Realty Specialist	GS-11	26,400
Clerk-Typist (part-time)	GS-04	6,400
Realty Specialists (2)	GS-09	43,600
	Subtotal	<u>\$403,900</u>
	+ EBC	48,500
	Total	<u>\$452,400</u>

Office of Hearings and Appeals

Judge	GS-15	\$ 52,300
Paralegal	GS-09	21,800
Legal Clerk (2)	GS-05	28,000
	Subtotal	<u>\$102,900</u>
	+EBC	12,300
	Total	<u>\$115,200</u>

Office of the Solicitor

Attorney	GS-12	\$ 31,600
Attorney	GS-11	26,400
Secretary	GS-05	14,400
	Subtotal	<u>\$ 72,400</u>
	+EBC	8,700
	Total	<u>\$ 81,100</u>

Total White Earth Personal Services	\$648,700
-------------------------------------	-----------

Other Expenses (for all three offices):

	<u>BIA</u>	<u>SOL</u>	<u>OHA</u>	<u>TOTAL</u>
Travel	\$32,500	10,000	10,000	52,500
Contractual Services	77,100	-	-	77,100
Supplies & Materials	-	4,600	10,000	14,600
Rents, Comm., Utilities	40,000	4,000	20,000	64,000
Equipment	<u>40,000</u>	<u>20,600</u>	<u>16,500</u>	<u>77,100</u>
Total	\$189,600	\$39,200	\$56,500	\$285,300
Operational Expenses Total:				\$ 934,000
Grant to the White Earth Band:				<u>6,600,000</u>
GRAND TOTAL				\$7,534,000

*Estimates include Abstracts of Title, Certified copies of Title documents, one MIS work station, copier, court recording equipment, phones, etc.

Long-term estimates are as follows:

<u>Fiscal Year</u>	<u>Operational Expenses Estimated Budget Authority</u>
1988	\$868,000
1989	868,000
1990	868,000
1991	868,000

B. Old Age Assistance Claims Settlement Act

This Act provides reimbursement for unauthorized disbursements of \$50 or more, made by the Department of the Interior, to repay states and counties for old age assistance benefits received by Indian decedents during their lifetimes. The purpose of the Act is to pay the living heirs their share of the money that would have been in their ancestors' estates had it not been paid to the state or county. The Act directs the Secretary of the Interior to: (1) identify the Indian estates, (2) determine the living people entitled to compensation, (3) determine each living person's share, adding 5% simple interest, and (4) payment of compensation (reimbursement). Since much of the data necessary to implement this Act has been collected, the Department's responsibility now comprises the interpretation of this documentation, the determination of heirs pursuant to various state laws governing inheritance of personal property, and the distribution of compensation. The Associate Solicitor, Indian Affairs, has determined that heirship findings can be rendered by the Bureau of Indian Affairs; however, to assure legal sufficiency, it will be necessary for the Field Solicitors to review each finding prior to approval by the Area Directors. A copy of the Act is attached for convenient reference; the pertinent sections are three and five.

Approximately 2,400 estates, listed in the Federal Register pursuant to Section 4 of this Act, qualify for settlement compensation totalling about \$1.95 million in principal. Based on an average of 35 years, at the mandated 5% simple interest, the total interest would now amount to about \$3.46 million, or \$97,500 per year. Principal, plus interest, currently total about \$5.41 million. Most of the cases fall within the jurisdiction of the Bureau of Indian Affairs' Aberdeen, South Dakota, and Billings, Montana, Area Offices.

Six term employees will be hired to (1) identify the individuals entitled to compensation under the Act, and (2) provide notification and payment to such individuals. Based on a sampling, twenty man-hours would be required for each estate, requiring a total salary cost (at the GS-08 level) of approximately \$464,000. It has, therefore, been determined that the six term employees would be able to complete the job in four years at a yearly salary cost of approximately \$116,000.

FY 1987 budget needs to implement P.L. 98-500 are estimated as follows:

Salaries (6 term employees)	\$116,000
Support (travel, equipment, supplies)	20,000
Training (2 weeks/employee)	<u>4,000</u>
	\$140,000
Compensation to be paid in FY 1987	<u>1,000,000</u>
	\$1,140,000

Long-term estimates are as follows:

<u>Fiscal Year</u>	<u>Estimated Budget Authority</u>
1988	\$2,140,000*
1989	2,140,000*
1990	140,000**
1991	140,000**

* \$2,000,000 is for compensation

** The Act authorizes appropriations for compensation in the amount of \$5,000,000 and such additional sums as may be necessary to carry out the provisions of the Act. Therefore, the needs are unknown at this time also the operational cost of \$140,000 may be less in 1991.

Pending approval of this supplemental, the Bureau of Indian Affairs will commence with the administrative provisions necessary to fulfill the requirements of the Acts. Funds will be reprogrammed to carry out these requirements and will be repaid when the supplemental is approved.

Program and Financing (in thousands of dollars)

Identification code: 14-	1986 est.	1987 est.	1988 est.
Program by activities:			
10.0001 Total obligations.....	--	8,674	--
Financing:			
39.0001 Budget authority.....	--	8,674	--
Budget authority:			
40.0001 Appropriation.....	--	8,674	--
43.0001 Appropriation (adjusted)..	--	8,674	--
Relation of obligations to outlays:			
71.0001 Obligations incurred, net.	--	8,674	--
90.0001 Outlays.....	--	8,600	74

DEPARTMENT OF THE INTERIOR
 BUREAU OF INDIAN AFFAIRS
 1982 INDIAN CLAIMS LIMITATION ACT SETTLEMENTS

Object Classification (in thousands of dollars)

Identification Code: 14	1986 Estimate	1987 Estimate	1988 Estimate
Direct Obligations:			
Personnel Compensation:			
11.9 Total personnel compensation...	---	765	---
Personnel Benefits:			
12.1 Civilian.....	---	---	---
21.0 Travel & Transportation of persons.....	---	60	---
22.0 Transportation of things.....	---	---	---
23.2 Communications, utilities, and other rent.....	---	64	---
24.0 Printing and reproduction.....	---	---	---
25.0 Other Services.....	---	80	---
26.0 Supplies and materials.....	---	25	---
31.0 Equipment.....	---	80	---
32.0 Lands and structures.....	---	---	---
41.0 Grants, subsidies, and contributions.....	---	7,000	---
10.0 Total obligations.....	---	8,674	---

FY 1987 SUPPLEMENTAL JUSTIFICATION

FIRE PRESUPPRESSION, SUPPRESSION AND EMERGENCY REHABILITATION \$25,000,000

Need for Increase:

The estimate of \$25.0 million is required to cover the cost of prevention, presuppression and suppression of fires on or threatening Indian forest and range lands, and the emergency rehabilitation of those lands under trust management which have been burned over by wildfires. The additional funds will be used to cover obligations incurred during FY 1986 in carrying out these activities.

Program Objectives:

The major objectives of this program are to maintain a state of preparedness to combat wildfires promptly and efficiently; provide prompt and cost effective suppression of those fires that do not occur; and restore vegetative cover to burned over lands to minimize further damage from soil erosion.

Program Justification:

The supplemental funding required to carry out the presuppression phases of the program is determined through a systematic analysis of values at risk, the standards to which those values are to be protected and the historical pattern of fire occurrence threatening those values. Specific authorization to obligate emergency funding for presuppression applications is provided in an amount not to exceed the planning total on a fiscal year basis. Obligations incurred in the suppression of fires and the rehabilitation of burned over lands cannot be accurately anticipated due to the unpredictable nature of wildfires, so funding is projected based on historical occurrence. Obligations are covered by borrowing from various existing appropriations under authority provided to the Secretary in Section 102 of the General Provisions of the Appropriations Act. This supplemental appropriation is to repay those funds borrowed during FY 1986.

Obligations for these activities for the past five fiscal years were as follows:

<u>Fiscal Year</u>	<u>Last Half Year Obligations</u>	<u>Total Obligations</u>
1986	\$ 10,972,990	\$ 13,719,632
1982	10,919,088	14,017,275
1983	12,548,222	15,277,650
1984	17,885,136	22,221,039
1985	22,122,785	25,477,136

An increasingly active fire prevention effort throughout the Bureau has slowed the rate of increase of human-caused fires, although those that did occur during FY 1985 affected large acreages and, for the first time in many years, result in fatalities. The following statistics illustrate this point:

	<u>Total Fires</u>	<u>Human-Caused</u>	<u>Acres (Human)</u>
BIA 5 Year Average (1980-84)	3,116	2,437	71,966
BIA 1985 Fire Season	3,099 (-1%)	2,614 (+7%)	187,634 (+261%)

Obligations of emergency funds for FY 1985 were \$25.5 million. Of this amount, an estimated \$5 million was spent in support of other federal agencies based upon a Memorandum of Understanding between the Secretaries of Interior and Agriculture which stipulates no reimbursement of funds for obligations incurred in federal inter-agency fire suppression. Obligations to date (as of 6/30/86) for FY 1986 are \$10.2 million. Presuppression obligations are about the same level as was experienced in FY 1985.

A comparison by category of actual FY 1985 costs and estimated FY 1986 costs is provided below:

	<u>Actual FY 1985</u>	<u>Estimated FY 1986</u>
Fire Presuppression	\$12,876,865	\$12,500,000
Fire Suppression	11,899,574	12,000,000
Emergency Rehabilitation	700,697	500,000
	<u>\$25,477,136</u>	<u>\$25,000,000</u>

DEPARTMENT OF THE INTERIOR
BUREAU OF INDIAN AFFAIRS

(Supplemental now required, existing legislation)

Program and Financing (in thousands of dollars)			
Identification Code: 14-2100-0-1-999	1986 Actual	1987 Estimate	1988 Estimate
Program by activities:			
10.00 Total Obligations.....	--	--	--
Financing:			
39.00 Budget authority (appropriation)	--	--	--
Budget authority:			
40.00 Appropriation.....	--	25,000	--
41.00 Transferred to other accounts..	--	-25,000	--
43.00 Appropriation (adjusted).....	--	-0-	--
Relation of obligations to outlays:			
71.00 Obligations incurred, net.....	--	--	--
90.00 Outlays.....	--	--	--

This supplemental request would provide funds to reimburse \$25 million transferred from the Bureau of Indian Affairs' "Construction" account in 1986 to finance obligations incurred for fire suppression and for emergency rehabilitation of burned-over areas.

BUREAU OF INDIAN AFFAIRS

CONSTRUCTION

(Supplemental now requested, existing legislation)

Program and Financing (in thousands of dollars)

Identification Code: 14-2301-0-1-452	1986 Actual	1987 Estimate	1988 Estimate
Program by activities:			
10.00 Total Obligations.....	--	--	--
Financing:			
21.40 Unobligated balance, start of year.....	--	--	-25,000
24.40 Unobligated balance, end of year.....	--	25,000	25,000
39.00 Budget authority (appropriation)	--	25,000	--
<hr/>			
Budget authority:			
42.00 Transferred from other accounts	--	25,000	--
43.00 Appropriation (adjusted).....	--	25,000	--
<hr/>			
Relation of obligations to outlays:			
71.00 Obligations incurred, net.....	--	--	--
90.00 Outlays.....	--	--	--

This schedule reflects the transfer of \$25 million from the Bureau of Indian Affairs' "Operation of Indian Programs" account to reimburse funds transferred to that account in 1986 to finance obligations incurred for fire suppression and for emergency rehabilitation of burned-over areas.

EXHIBIT 43A FOR IDENTIFICATION OF PLANNED EXPENDITURES FOR
INFORMATION TECHNOLOGY BY APPROPRIATION

Bureau: Indian Affairs Appropriation Activity: _____

	<u>FY86</u>	<u>FY87</u>	<u>FY88</u>
1. <u>Capital Investments</u> (\$000)			
A. ADP Related Hardware			
(1) Mainframe and Minicomputers (include all peripherals)	<u>---</u>	<u>800</u>	<u>580</u>
(2) Microcomputers (include all peripherals)	<u>372</u>	<u>614</u>	<u>661</u>
(3) Peripherals for previously acquired mainframe, mini- computers and microcomputers	<u>958</u>	<u>576</u>	<u>214</u>
Subtotal for Hardware Purchases	<u>1,330</u>	<u>1,990</u>	<u>1,455</u>
B. Telecommunications Equipment			
(1) Telephone	<u>895</u>	<u>609</u>	<u>1,517</u>
(2) Data Communications	<u>303</u>	<u>338</u>	<u>350</u>
(3) Radio	<u>475</u>	<u>500</u>	<u>575</u>
Subtotal for Telecommunications Equipment	<u>1,673</u>	<u>1,447</u>	<u>2,442</u>
C. Other Equipment	<u>124</u>	<u>137</u>	<u>375</u>
D. Software			
(1) Mainframe and Minicomputer Based	<u>250</u>	<u>267</u>	<u>90</u>
(2) Microcomputer Based	<u>83</u>	<u>212</u>	<u>206</u>
E. Site or Facility	<u>220</u>	<u>825</u>	<u>875</u>
Total for All Capital Investment	<u>3,680</u>	<u>4,878</u>	<u>5,443</u>

	<u>FY 86</u>	<u>FY 87</u>	<u>FY 88</u>
2. <u>Personnel</u> (\$000 and FTE)			
A. Compensation, Benefits, Travel for Personnel in Technology Services Organizations (\$000)			
(1) Development of New Software Systems	<u>372</u>	<u>386</u>	<u>236</u>
(2) Maintenance of Existing Software Systems	<u>2,328</u>	<u>2,430</u>	<u>3,252</u>
(3) Other (including standards, policy, planning, security, facilities management, data base management, telecommunications management)	<u>1,391</u>	<u>1,564</u>	<u>2,157</u>
Subtotal for Compensation, etc.	<u>4,091</u>	<u>4,380</u>	<u>5,645</u>
B. Workyears (FTE)			
(1) Development of New Software Systems	<u>11</u>	<u>16</u>	<u>12</u>
(2) Maintenance of Existing Software Systems	<u>71</u>	<u>77</u>	<u>89</u>
(3) Other (including Standards, Policy, Planning, Security, Facilities Management, Data Base Mgmt.)	<u>83</u>	<u>64</u>	<u>76</u>
Subtotal for Workyears	<u>165</u>	<u>157</u>	<u>177</u>
3. <u>Equipment Rental, Space, and Other Operating Costs</u> (\$000)			
A. ADP Related hardware			
(1) Mainframe and Minicomputers (include all peripherals)	<u>518</u>	<u>93</u>	<u>87</u>
(2) Microcomputers (include all peripherals)	<u>---</u>	<u>---</u>	<u>---</u>
(3) Peripherals not associated with previously leased mainframe, minicomputers, and microcomputers	<u>122</u>	<u>45</u>	<u>47</u>
B. Telecommunications Equipment			
(1) Telephone	<u>3,137</u>	<u>3,009</u>	<u>3,000</u>
(2) Data Communications	<u>215</u>	<u>237</u>	<u>250</u>
(3) Radio	<u>25</u>	<u>25</u>	<u>25</u>
Subtotal for Telecommunications Equipment	<u>3,377</u>	<u>3,271</u>	<u>3,275</u>

	<u>FY 86</u>	<u>FY 87</u>	<u>FY 88</u>
C. Space	<u>227</u>	<u>374</u>	<u>384</u>
D. Software	<u>378</u>	<u>237</u>	<u>500</u>
E. Supplies and Training	<u>225</u>	<u>394</u>	<u>1,038</u>
Total for Rental	<u>4,547</u>	<u>4,414</u>	<u>5,331</u>
4. <u>Commercial Services</u> (\$000)			
A. ADP Time	<u>2,487</u>	<u>2,037</u>	<u>1,166</u>
B. Leased Telecommunications Services	<u>12,931</u>	<u>14,670</u>	<u>15,066</u>
C. Operation and Maintenance	<u>1,666</u>	<u>1,743</u>	<u>1,415</u>
D. Systems Analysis, and Programming			
(1) Development of New Software Systems	<u>719</u>	<u>1,100</u>	<u>1,200</u>
(2) Maintenance of Existing Software Systems	<u>728</u>	<u>273</u>	<u>714</u>
E. Systems Design and Engineering	<u>---</u>	<u>300</u>	<u>500</u>
F. Studies and Other	<u>1,225</u>	<u>1,031</u>	<u>2,245</u>
Total for Commercial Services	<u>19,756</u>	<u>21,154</u>	<u>22,306</u>
5. <u>Interagency Services</u> (\$000)*			
A. Payments	<u>3,487</u>	<u>4,261</u>	<u>4,778</u>
B. Offsetting Collections	<u>2</u>	<u>2</u>	<u>2</u>
Total for Interagency Services	<u>3,489</u>	<u>4,263</u>	<u>4,780</u>
6. <u>Intra-Agency Services</u> (\$000)*			
A. Payments	<u>2,907</u>	<u>2,875</u>	<u>---</u>
B. Offsetting Collections	<u>---</u>	<u>---</u>	<u>---</u>
Total for Intra-Agency Services	<u>2,907</u>	<u>2,875</u>	<u>---</u>

	<u>FY 86</u>	<u>FY 87</u>	<u>FY 88</u>
7. <u>Other Services</u> (\$000)*			
A. Payments	---	---	---
B. Offsetting Collections	---	---	---
Total for Other Services	---	---	---
<u>Total for Information Technology</u>			
Total Obligations	38,470	41,964	43,505
Total Workyears	165	157	177
8. <u>Crosscutting Category</u> (\$000)			<u>FY 88</u>
Administrative Systems			---

* As appropriate, attach a list of Departmental bureau and offices, other Executive Branch agencies, or non-Executive Branch organizations for which a budget activity will receive or provide services. Include with the list the corresponding dollar amounts.

EXPANDED EXHIBIT 43B FORMAT
 (For all Information Technology Acquisition Projects
 exceeding the Department's approval thresholds)

1. System Acquisition Project Identification/Obligation Totals

Item: Hardware Competitive Purchase

	<u>1987</u>	<u>1988</u>	<u>1989</u>	<u>1990</u>	<u>1991</u>	<u>1992</u>
Obligations: (\$000)	<u>1,350</u>	<u>1,187</u>	—	—	—	—

Description: This project involves obtaining equipment to supplement existing hardware and application systems supporting several Bureau missions. Included are costs associated with the Amdahl computer and a minicomputer to support the Geographic Information System (GIS).

2. Budget Appropriation Allocations and Acquisition Plan Cross Reference

(a) Budget Appropriation

Activity ¹	Amount to be obligated (\$000)	
	<u>1987</u>	<u>1988</u>
<u>ADP Services</u>	<u>1,350</u>	<u>1,187</u>
_____	_____	_____
_____	_____	_____
_____	_____	_____
Totals ²	<u>1,350</u>	<u>1,187</u>

(b) 5-Year Acquisition Plan Cross Reference

Corresponding 5-Year ADP and Telecommunications Acquisition Plan (FY 1987-1991) Unique Department Project No: 86-BIA-00-01 & 86-BIA-00-02

Procurement Action Numbers: ___' ___' ___' ___' ___' ___' ___' ___'

- ¹ List the name of each separate appropriation activity to be used to fund the acquisition project. If there are more activities than space provides, list additional activities on a separate sheet.
- ² These totals must agree with obligations totals in Part A of this form for FY 1987 and 1988.
- ³ In addition to the Unique Department Project Number, list procurement action numbers, for each acquisition project with multiple procurement actions; i.e., a project with 3 planned procurements has 3 procurement action numbers (PAN) which are referred to as PAN 1, PAN 2 and PAN 3.

EXPANDED EXHIBIT 43B FORMAT
 (For all Information Technology Acquisition Projects
 exceeding the Department's approval thresholds)

1. System Acquisition Project Identification/Obligation Totals

Item: Hardware Sole Source Purchase

	<u>1987</u>	<u>1988</u>	<u>1989</u>	<u>1990</u>	<u>1991</u>	<u>1992</u>
Obligations:						
(\$000)	<u>300</u>	<u>600</u>	_____	_____	_____	_____

Description: Selected introduction of small computers for word processing, database management, and electronic spreadsheeting to improve productivity in Central Office components, Area and Agency Offices.

2. Budget Appropriation Allocations and Acquisition Plan Cross Reference

(a) Budget Appropriation

Activity ¹	Amount to be obligated (\$000)	
	<u>1987</u>	<u>1988</u>
<u>ADP Services</u>	<u>300</u>	<u>600</u>
_____	_____	_____
_____	_____	_____
_____	_____	_____
Totals ²	<u>300</u>	<u>600</u>

(b) 5-Year Acquisition Plan Cross Reference

Corresponding 5-Year ADP and Telecommunications Acquisition Plan (FY 1987-1991) Unique Department Project No: ³ New: 86-BIA-00-09 (To be submitted)

Procurement Action Numbers: _____

¹ List the name of each separate appropriation activity to be used to fund the acquisition project. If there are more activities than space provides, list additional activities on a separate sheet.

² These totals must agree with obligations totals in Part A of this form for FY 1987 and 1988.

³ In addition to the Unique Department Project Number, list procurement action numbers, for each acquisition project with multiple procurement actions; i.e., a project with 3 planned procurements has 3 procurement action numbers (PAN) which are referred to as PAN 1, PAN 2 and PAN 3.

EXPANDED EXHIBIT 43B FORMAT
 (For all Information Technology Acquisition Projects
 exceeding the Department's approval thresholds)

1. System Acquisition Project Identification/Obligation Totals

Item: Proprietary Software Competitive Purchase

	<u>1987</u>	<u>1988</u>	<u>1989</u>	<u>1990</u>	<u>1991</u>	<u>1992</u>
Obligations: (\$000)	<u>100</u>	<u>500</u>	<u>200</u>	<u> </u>	<u> </u>	<u> </u>

Description: This project involves the continuing Departmentally approved leasing of Burroughs proprietary software to support the AADIX system. Also included is software for the Amdahl system and applications software for personal computers.

2. Budget Appropriation Allocations and Acquisition Plan Cross Reference

(a) Budget Appropriation

Activity ¹	Amount to be obligated (\$000)	
	<u>1987</u>	<u>1988</u>
<u>ADP Services</u>	<u>100</u>	<u>500</u>
<u> </u>	<u> </u>	<u> </u>
<u> </u>	<u> </u>	<u> </u>
<u> </u>	<u> </u>	<u> </u>
Totals ²	<u>100</u>	<u>500</u>

(b) 5-Year Acquisition Plan Cross Reference

Corresponding 5-Year ADP and Telecommunications Acquisition Plan (FY 1987-1991) Unique Department Project No: ³ New: 86-BIA-00-14 (To be submitted)

Procurement Action Numbers: ' ' ' ' ' ' ' ' '

- ¹ List the name of each separate appropriation activity to be used to fund the acquisition project. If there are more activities than space provides, list additional activities on a separate sheet.
- ² These totals must agree with obligations totals in Part A of this form for FY 1987 and 1988.
- ³ In addition to the Unique Department Project Number, list procurement action numbers, for each acquisition project with multiple procurement actions; i.e., a project with 3 planned procurements has 3 procurement action numbers (PAN) which are referred to as PAN 1, PAN 2 and PAN 3.

EXPANDED EXHIBIT 43B FORMAT
 (For all Information Technology Acquisition Projects
 exceeding the Department's approval thresholds)

1. System Acquisition Project Identification/Obligation Totals

Item: Martin-Marietta Data Systems TSP Service

	<u>1987</u>	<u>1988</u>	<u>1989</u>	<u>1990</u>	<u>1991</u>	<u>1992</u>
Obligations: (\$000)	<u>3,200</u>	<u>1,400</u>	—	—	—	—

Description: Commercially provided mainframe data processing service obtained competitively through GSA's Timesharing Services Program (TSP). This source of data processing service supports many of the principal Bureau application systems.

2. Budget Appropriation Allocations and Acquisition Plan Cross Reference

(a) Budget Appropriation

Activity ¹	Amount to be obligated (\$000)	
	<u>1987</u>	<u>1988</u>
<u>ADP Services</u>	<u>3,200</u>	<u>1,400</u>
_____	_____	_____
_____	_____	_____
Totals ²	<u>3,200</u>	<u>1,400</u>

(b) 5-Year Acquisition Plan Cross Reference

Corresponding 5-Year ADP and Telecommunications Acquisition Plan (FY 1987-1991) Unique Department Project No: ³ 84-BIA-00-01-A

Procurement Action Numbers: ' ' ' ' ' ' ' ' '

¹ List the name of each separate appropriation activity to be used to fund the acquisition project. If there are more activities than space provides, list additional activities on a separate sheet.

² These totals must agree with obligations totals in Part A of this form for FY 1987 and 1988.

³ In addition to the Unique Department Project Number, list procurement action numbers, for each acquisition project with multiple procurement actions; i.e., a project with 3 planned procurements has 3 procurement action numbers (PAN) which are referred to as PAN 1, PAN 2 and PAN 3.

EXPANDED EXHIBIT 43B FORMAT
 (For all Information Technology Acquisition Projects
 exceeding the Department's approval thresholds)

1. System Acquisition Project Identification/Obligation Totals

Item: Programmer Maintenance Contract

	<u>1987</u>	<u>1988</u>	<u>1989</u>	<u>1990</u>	<u>1991</u>	<u>1992</u>
Obligations: (\$000)	1,459	1,500	_____	_____	_____	_____

Description: This project will obtain necessary on-site programming maintenance and telecommunications support needed to accomplish critical tasks in application areas such as Social Services, Budget and Finance, and Voucher Processing.

2. Budget Appropriation Allocations and Acquisition Plan Cross Reference

(a) Budget Appropriation

Activity ¹	Amount to be obligated (\$000)	
	<u>1987</u>	<u>1988</u>
ADP Services _____	1,459	1,500
_____	_____	_____
_____	_____	_____
_____	_____	_____
Totals ²	<u>1,459</u>	<u>1,500</u>

(b) 5-Year Acquisition Plan Cross Reference

Corresponding 5-Year ADP and Telecommunications Acquisition Plan (FY 1987-1991) Unique Department Project No: ³ 86-BIA-00-06

Procurement Action Numbers: ' ' ' ' ' ' ' ' '

- ¹ List the name of each separate appropriation activity to be used to fund the acquisition project. If there are more activities than space provides, list additional activities on a separate sheet.
- ² These totals must agree with obligations totals in Part A of this form for FY 1987 and 1988.
- ³ In addition to the Unique Department Project Number, list procurement action numbers, for each acquisition project with multiple procurement actions; i.e., a project with 3 planned procurements has 3 procurement action numbers (PAN) which are referred to as PAN 1, PAN 2 and PAN 3.

EXPANDED EXHIBIT 43B FORMAT
(For all Information Technology Acquisition Projects
exceeding the Department's approval thresholds)

1. System Acquisition Project Identification/Obligation Totals

Item: Data Preparation

	<u>1987</u>	<u>1988</u>	<u>1989</u>	<u>1990</u>	<u>1991</u>	<u>1992</u>
Obligations: (\$000)	<u>750</u>	<u>300</u>	—	—	—	—

Description: This project will provide data preparation and input services for all Bureau Time and Attendance records on a pay period basis for the Departmental PAY/PERS System, and other data for other systems.

2. Budget Appropriation Allocations and Acquisition Plan Cross Reference

(a) Budget Appropriation

Activity ¹	Amount to be obligated (\$000)	
	<u>1987</u>	<u>1988</u>
ADP Services	<u>750</u>	<u>300</u>
_____	_____	_____
_____	_____	_____
_____	_____	_____
Totals ²	<u>750</u>	<u>300</u>

(b) 5-Year Acquisition Plan Cross Reference

Corresponding 5-Year ADP and Telecommunications Acquisition Plan (FY 1987-1991) Unique Department Project No: ³ 86-BIA-00-08

Procurement Action Numbers: ' ' ' ' ' ' ' ' '

- ¹ List the name of each separate appropriation activity to be used to fund the acquisition project. If there are more activities than space provides, list additional activities on a separate sheet.
- ² These totals must agree with obligations totals in Part A of this form for FY 1987 and 1988.
- ³ In addition to the Unique Department Project Number, list procurement action numbers, for each acquisition project with multiple procurement actions; i.e., a project with 3 planned procurements has 3 procurement action numbers (PAN) which are referred to as PAN 1, PAN 2 and PAN 3.

EXPANDED EXHIBIT 43B FORMAT
 (For all Information Technology Acquisition Projects
 exceeding the Department's approval thresholds)

1. System Acquisition Project Identification/Obligation Totals

Item: ADP Software Sole Source Purchases

	<u>1987</u>	<u>1988</u>	<u>1989</u>	<u>1990</u>	<u>1991</u>	<u>1992</u>
Obligations: (\$000)	_____	_____50_____	_____	_____	_____	_____

Description: Microcomputer software limited to certain vendors.

2. Budget Appropriation Allocations and Acquisition Plan Cross Reference

(a) Budget Appropriation

Activity ¹	Amount to be obligated (\$000)	
	<u>1987</u>	<u>1988</u>
ADP Services	_____	_____50_____
_____	_____	_____
_____	_____	_____
_____	_____	_____
Totals ²	_____	_____50_____

(b) 5-Year Acquisition Plan Cross Reference

Corresponding 5-Year ADP and Telecommunications Acquisition Plan (FY 1987-1991) Unique Department Project No: ³ New: 86-BIA-00-10 (To be submitted)

Procurement Action Numbers: ___' ___' ___' ___' ___' ___' ___' ___' ___'

¹ List the name of each separate appropriation activity to be used to fund the acquisition project. If there are more activities than space provides, list additional activities on a separate sheet.

² These totals must agree with obligations totals in Part A of this form for FY 1987 and 1988.

³ In addition to the Unique Department Project Number, list procurement action numbers, for each acquisition project with multiple procurement actions; i.e., a project with 3 planned procurements has 3 procurement action numbers (PAN) which are referred to as PAN 1, PAN 2 and PAN 3.

EXPANDED EXHIBIT 43B FORMAT
 (For all Information Technology Acquisition Projects
 exceeding the Department's approval thresholds)

1. System Acquisition Project Identification/Obligation Totals

Item: ADP Services From Other DOI Sources

	<u>1987</u>	<u>1988</u>	<u>1989</u>	<u>1990</u>	<u>1991</u>	<u>1992</u>
Obligations: (\$000)	2,875	1,315	1,315	1,315	1,315	1,315
Description:	ADP processing costs at Bureau of Mines (BOM). (thru FY 87) PAY/PERS processing costs by Bureau of Reclamation (BOR) (FY 87-92)					

2. Budget Appropriation Allocations and Acquisition Plan Cross Reference

(a) Budget Appropriation

Activity	Amount to be obligated (\$000)	
	<u>1987</u>	<u>1988</u>
<u>ADP Services</u>	<u>2,875</u>	<u>---</u>
<u>Management and Administration</u>	<u>---</u>	<u>1,315</u>
<u> </u>	<u> </u>	<u> </u>
<u> </u>	<u> </u>	<u> </u>
Totals ²	<u>2,875</u>	<u>1,315</u>

(b) 5-Year Acquisition Plan Cross Reference

Corresponding 5-Year ADP and Telecommunications Acquisition Plan (FY 1987-1991) Unique Department Project No: ³ New: 86-BIA-00-11 (To be submitted)

Procurement Action Numbers: ___' ___' ___' ___' ___' ___' ___' ___' ___'

- ¹ List the name of each separate appropriation activity to be used to fund the acquisition project. If there are more activities than space provides, list additional activities on a separate sheet.
- ² These totals must agree with obligations totals in Part A of this form for FY 1987 and 1988.
- ³ In addition to the Unique Department Project Number, list procurement action numbers, for each acquisition project with multiple procurement actions; i.e., a project with 3 planned procurements has 3 procurement action numbers (PAN) which are referred to as PAN 1, PAN 2 and PAN 3.

EXPANDED EXHIBIT 43B FORMAT
 (For all Information Technology Acquisition Projects
 exceeding the Department's approval thresholds)

1. System Acquisition Project Identification/Obligation Totals

Item: ADP Inhouse Systems Development

	<u>1987</u>	<u>1988</u>	<u>1989</u>	<u>1990</u>	<u>1991</u>	<u>1992</u>
Obligations: (\$000)	<u>-0-</u>	<u>900</u>	<u> </u>	<u> </u>	<u> </u>	<u> </u>

Description: Software development for several program areas.

2. Budget Appropriation Allocations and Acquisition Plan Cross Reference

(a) Budget Appropriation

Activity ¹	Amount to be obligated (\$000)	
	<u>1987</u>	<u>1988</u>
<u>ADP Services</u>	<u>-0-</u>	<u>900</u>
<u> </u>	<u> </u>	<u> </u>
<u> </u>	<u> </u>	<u> </u>
<u> </u>	<u> </u>	<u> </u>
Totals ²	<u>-0-</u>	<u>900</u>

(b) 5-Year Acquisition Plan Cross Reference

Corresponding 5-Year ADP and Telecommunications Acquisition Plan (FY 1987-1991) Unique Department Project No: ³ New: 86-BIA-00-13 (To be submitted)

Procurement Action Numbers: ' ' ' ' ' ' ' '

- ¹ List the name of each separate appropriation activity to be used to fund the acquisition project. If there are more activities than space provides, list additional activities on a separate sheet.
- ² These totals must agree with obligations totals in Part A of this form for FY 1987 and 1988.
- ³ In addition to the Unique Department Project Number, list procurement action numbers, for each acquisition project with multiple procurement actions; i.e., a project with 3 planned procurements has 3 procurement action numbers (PAN) which are referred to as PAN 1, PAN 2 and PAN 3.

Agency Contact: M. McClammy/M. Parks
 Phone: 343-3666/343-1483

Department of the Interior
 AGENCY DEBT COLLECTION LEVEL OF EFFORT

In-house activities:

TOTAL FULL TIME EQUIVALENT				TOTAL IN-HOUSE OBLIGATIONS (\$000)			
1985 (ACTUAL)	1986 (EST)	1987 (EST)	1988 (EST)	1985 (ACTUAL)	1986 (EST)	1987 (EST)	1988 (EST)
33	34	35	35	832	866	875	875

Contract debt collection:

	TOTAL CONTRACTUAL COST OF DEBT COLLECTION (\$000)			
	1985 (ACTUAL)	1986 (EST)	1987 (EST)	1988 (EST)
Amount of receivables collected by private collection agencies.....	10	15	275	250
Costs of contractor collections.....	1	2	44	40
Net amount retained by Government.....	9	13	231	210

BIA-362