Sullivan

BUDGET JUSTIFICATIONS

The United States Department of the Interior

and Annual Performance Plan
Fiscal Year 2001

BUREAU OF INDIAN AFFAIRS

NOTICE: These budget justifications are prepared for the Interior and Related Agencies Appropriations Subcommittees. Approval or release of the justifications prior to their printing in the public record of the Subcommittee hearings may be obtained through the Office of Budget of the Department of the Interior.

Printed on Recycled Paper

DEPARTMENT OF THE INTERIOR
BUREAU OF INDIAN AFFAIRS

Budget Justification, Fiscal Year 2001

Table of Contents

Organizational Chart BIA-1
Bureau Regions BIA-2
Summary Table BIA-3
Overview of FY 2001 Request BIA-4
Authorizing Statutes BIA-27

Appropriation: Operation of Indian Programs

Appropriation language BIA-33
Administrative provisions BIA-34
Justification of proposed language changes BIA-36
Summary of requirements BIA-37
Justification of uncontrollable changes BIA-39
Object classification BIA-42

Justification of program and performance by activity:

Tribal Priority Allocations:
Activity Summary BIA-45
Tribal Government BIA-46
Human Services BIA-54
Education BIA-62
Public Safety and Justice BIA-64
Community Development BIA-65
Resources Management BIA-69
Trust Services BIA-74
General Administration BIA-81

Other Recurring Programs:
Activity Summary BIA-83
Education BIA-84
Resources Management BIA-105

Non-Recurring Programs:
Activity Summary BIA-112
Tribal Government BIA-113
Community Development BIA-114
Resources Management BIA-116
Trust Services BIA-122

Central Office Operations:
Activity Summary BIA-128
Tribal Government BIA-129
Human Services BIA-133
Community Development BIA-136
Resources Management BIA-138
Trust Services BIA-139
General Administration BIA-142

Regional Office Operations:
Activity Summary BIA-165
Tribal Government BIA-166
Human Services BIA-168
Community Development BIA-170
Resources Management BIA-172
Trust Services BIA-175
General Administration BIA-180

Special Programs and Pooled Overhead:
Activity Summary BIA-184
Education BIA-185
Public Safety and Justice BIA-189
Community Development BIA-197
Resources Management BIA-202
General Administration BIA-203

Fiscal Year 2001 Budget Schedules BIA-210

Appropriation: Construction

Appropriation language BIA-212
Justification of proposed language changes BIA-213
Appropriation language citations BIA-214
Summary of requirements BIA-219
Justification of uncontrollable costs BIA-221
Object classification BIA-222
Construction Summary BIA-224
Analysis of budgetary resources BIA-227

Justification of program and performance by activity:

Education Construction BIA-229
Public Safety and Justice Construction BIA-268
Resources Management Construction BIA-281
General Administration BIA-292
Fiscal Year 2001 Budget Schedules BIA-306

Appropriation: Indian Land and Water Claim Settlements and Miscellaneous Payments to Indians BIA-308

Loan Accounts

Appropriation: Indian Guaranteed Loan Program Account BIA-319

Appropriation: Indian Guaranteed Loan Financing Account BIA-325

Appropriation: Indian Loan Guaranty and Insurance Liquidating Fund BIA-329

Appropriation: Indian Direct Loan Program Account BIA-333

Appropriation: Indian Direct Loan Financing Account BIA-336

Appropriation: Revolving Fund for Loans Liquidating Account BIA-340

Appropriation: Miscellaneous Permanent Appropriations BIA-343

Appropriation: Operation and Maintenance of Quarters BIA-349

Appendices:

Status of Congressional Directives Appendix-1

Employee Count By Grade Appendix-3

ISEP Formula by School Appendix-4

Student Transportation by School Appendix-8

Law Enforcement Initiative (includes Distribution by District) Appendix-11

Region Direct Operations by Region Appendix-14

Tribal Priority Allocations by Location Appendix-15

Self Governance Compacts by Tribe Appendix-69

Consolidated Tribal Government Program (CTGP) by Location Appendix-92

SUMMARY

Bureau of Indian Affairs

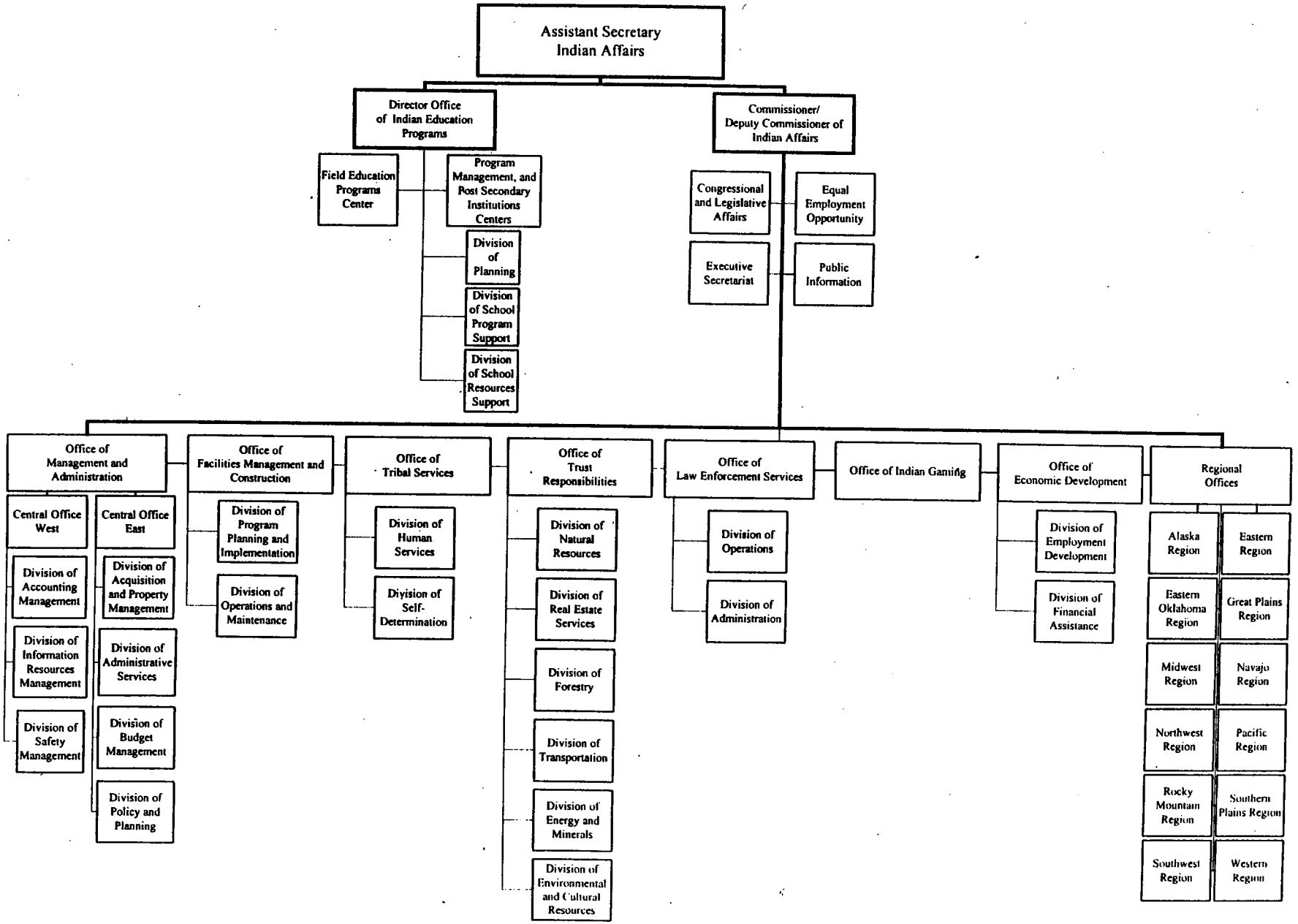

BUREAU OF INDIAN AFFAIRS
Regional Map

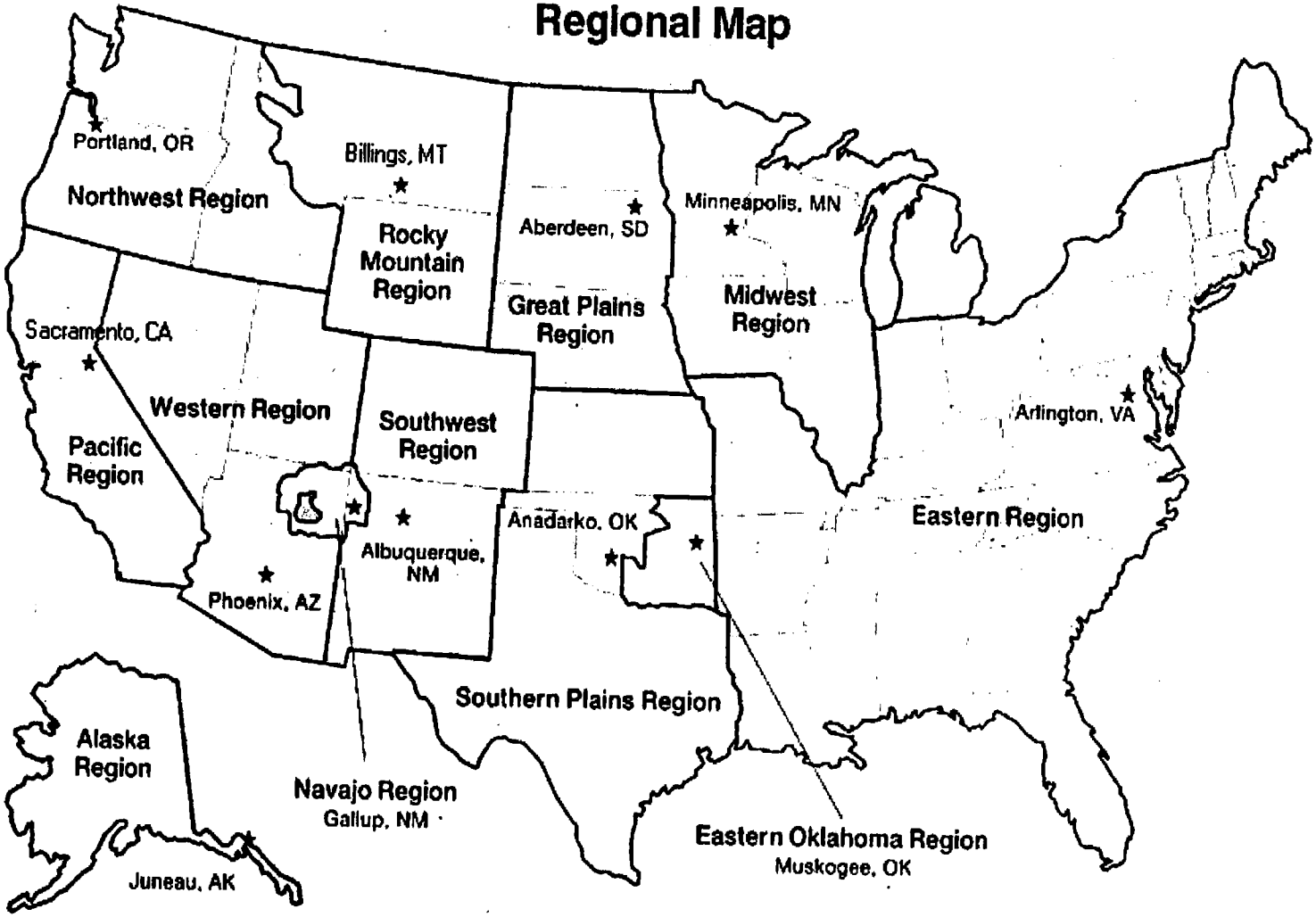

9/99

SUMMARY TABLE
BUREAU OF INDIAN AFFAIRS

Direct Appropriations:		FY 2000 Enacted	FY 2001 Request	(+/–) From 2000
Operation of Indian Programs	$(000)	1,639,535	1,795,010	+155,475
	FTE	*8,105*	*8,681*	*+576*
Construction	$(000)	197,404	365,912	+168,508
	FTE	*1,032*	*1,052*	*+20*
Indian Guaranteed Loan Program Account	$(000)	4,985	6,008	+1,023
	FTE	*1*	*1*	—
Indian Land and Water Claim Settlements and Miscellaneous Payments to Indians	$(000)	27,128	34,026	+6,898
	FTE	*3*	*3*	—
Subtotal, Direct Appropriations	**$(000)**	**1,869,052**	**2,200,956**	**+331,904**
	FTE	***9,141***	***9,737***	***+596***
Permanent Appropriations:				
Miscellaneous Permanent Appropriations	$(000)	79,235	80,372	+1,137
	FTE	*330*	*330*	—
White Earth Settlement Fund	$(000)	2,000	2,000	—
Quarters Operation and Maintenance	$(000)	6,000	6,000	—
	FTE	*70*	*70*	—
Indian Direct Loan Program Account	$(000)	6,295	----	-6,295
Indian Loan Guaranty and Insurance Fund Liquidating Account	$(000)	1,000	1,000	—
Subtotal, Permanent Appropriations	**$(000)**	**94,530**	**89,372**	**-5,158**
	FTE	***400***	***400***	—
Total Budget Authority	**$(000)**	**1,963,582**	**2,290,328**	**+326,746**
	FTE	***9,541***	***10,137***	***+596***

BUREAU OF INDIAN AFFAIRS

OVERVIEW OF FY 2001 BUDGET REQUEST

The FY 2001 budget request of the Bureau of Indian Affairs (Bureau) totals $2,290,287,000, which consists of $2,200,956,000 for current appropriations and $89,331,000 in permanent appropriations. The FY 2001 request for direct appropriations is $331,904,000 more than the FY 2000 Enacted level.

(Amounts in $000s)

BUDGET AUTHORITY	FY 2000 ENACTED	FY 2001 PRESIDENT'S REQUEST	FY 2001 Request Changes from FY 2000	
			AMOUNT	PERCENT
Current	1,869,052	2,200,956	331,904	17.8%
Permanent	94,530	89,372	(5,158)	-5.5%
Total	1,963,582	2,290,328	326,746	16.6%
Full-Time Equivalents	*9,541*	*10,137*	*596*	*6.2%*

MISSION AND OBJECTIVES

The Bureau of Indian Affairs' mission is to fulfill its trust responsibilities and promote self-determination on behalf of Tribal Governments, American Indians and Alaska Natives.

The Bureau is the primary agency of the Federal Government charged with the responsibility to administer Federal Indian policy and to fulfill the Federal trust responsibility for American Indian Tribes, Alaska Native villages and Tribal organizations. Federal Indian policy and the trust responsibility are derived from the special legal and political relationship between the Tribes and the Federal Government.

This unique (legal and political) relationship is rooted in American history. Much of Federal Indian policy evolves around this "special" relationship which is often broadly expressed in terms of legal duties, moral obligations and expectancies that have arisen from the historical dealings between Tribes and the Federal Government. In the narrowest sense, the special relationship is described as a trust relationship between a trustee and the beneficiary. The evolution of the trust doctrine over time is primarily the result of U.S. Supreme Court decisions. The Court's literal references to a "guardian-ward" relationship in several cases has served as the conceptual basis for the existence of the trust relationship doctrine today. While the Supreme Court decisions fell short of defining all the attributes of an enforceable trust responsibility, the U.S. Constitution itself suggests the

Nation's implicit decision to place Indian affairs under Federal control. See, e.g., Article I, §2, cl. 3 which expressly delegates to "*the Congress . . . the power...to regulate commerce with foreign nations, and among the several states, and with Indian tribes.*"

As a source of Federal power, the Congress set the basic framework of Federal Indian policy in enacting the Trade and Intercourse Acts passed between 1790 and 1834. The central policy of the Acts was to subject all interaction between Indians and non-Indians to Federal control. The Acts prohibited non-Indians from acquiring Indian lands, except with the specific approval of the Congress. Trading with Indians was made subject to Federal regulation. The underlying objective of this early Federal policy was to protect Indians against incursions by non-Indians, since exploitation of Indians was one of the major causes of fighting and conflict between Indians and non-Indians on the western frontier. In fact, the Secretary of War was established in 1784 with its primary mission to "negotiate treaties with the Indians" and with the armed militia at the disposal of Indian commissioners. Over the next 50 years, laws regulating trade between non-Indians and Indians were added to the books and a network of Indian agents and subagents was established.

When trade restrictions proved ineffective in maintaining peaceful relations between Indians and their neighbors, Federal Indian policy evolved into systematic forced removal of Indian groups from choice eastern lands to the wilderness west of the Mississippi. The Indian Removal Act of 1830 institutionalized the forced removal of Indians. The most notable removal occurred among the Five Civilized Tribes who were taken from their homes in the southeastern states and marched along the infamous "Trail of Tears" to what is now Oklahoma.

By 1849, with the creation of the Department of the Interior (DOI), the Bureau passed from military to civil control, and its primary mission became "civilizing" the Indian people by training them for farming or trades. During this period, the wardship principle developed as those Indians who cooperated were protected and fed, while those who were intractable were "harassed and scourged without intermission". The General Allotment Act of 1887, the intent of which was to assimilate the Indian by giving him individual ownership, institutionalized the continuing efforts to civilize Indians. In the nearly 50 years of the allotment period, Indian land holdings were reduced from more than 136 million acres to less than 50 million acres in 1934 when the policy was completely abandoned.

In response to the Meriam Report, the Congress passed the Indian Reorganization Act of 1934. This brought a halt to the allotment policy and created a foundation for Tribal self-government. Although Tribes were urged to adopt American-style elected democratic governments, in practice the Bureau continued to direct and influence Tribal affairs to a degree greater than was consistent with notions of self-government.

To expedite assimilation, the Congress shortly thereafter passed several bills terminating the special Federal relationship of Indian Tribes with the United States. Twelve termination acts were passed by the Congress between 1954 and 1962, affecting about a dozen Tribes and several hundred small bands and groups in Oregon and California. The tragic results forced the Federal Government to abandon termination, to de-emphasize its custodial functions, and to focus greater efforts on the development of both human and natural resources on Indian reservations. In 1970, President Nixon called for self-determination of Indian people without the threat of termination of the trust

relationship over Indian lands. Since that date, self-determination has been the basis of Federal-Indian policy.

Today, the Bureau provides services directly, or through Self-Determination contract, grant and compact agreements with Tribes, to more than 1.4 million American Indians and Alaska Natives in 31 states. The scope of Bureau programs is extensive and covers virtually the entire range of state and local government services:

- elementary, secondary and post-secondary education
- social services
- law enforcement
- judicial courts
- business loans
- land and heirship records
- Tribal government support
- forestry
- agriculture and range lands development
- water resources
- fish, wildlife and parks
- roads
- housing
- adult and juvenile detention facilities
- irrigation and power systems

More importantly, the Bureau's programs are funded and operated in a highly decentralized manner with more than 90 percent of all appropriations expended at the local level with an increasing amount operated by Tribes and Tribal organizations under contracts or self-governance compacts. In addition, the Bureau administers more than 43 million acres of Tribally-owned land, more than 11 million acres of individually owned land held in trust status and 443,000 acres of Federally-owned land.

The Bureau is charged with the primary responsibility for administrating Federal programs for Federally recognized Tribes, and for carrying out the trust responsibility emanating from treaties, the U.S. Constitution, laws, court decisions and other agreements with American Indian Tribes and Alaska Natives. The Bureau has the primary requirement, at law, to serve an identified constituent group.

In the last two centuries, the Congress has passed more Federal laws dealing with Indian Tribes and Alaska Natives than any other group of people in the United States. While the Snyder Act, the Indian Self-Determination and Education Assistance Act of 1975 and the Indian Education Amendments of 1978 provide the primary budgetary authorities, numerous statutes, court decisions, treaties and other authorities (including those passed in the early 1800's regulating trade with Indians) continue to guide the Bureau's mission and administration. The diversity of these mandates frequently requires the Bureau to balance the inherent conflicts and problems created by more than 200 years of shifting and evolving Federal-Indian policy.

The Bureau's most basic responsibilities are its trust obligations and facilitating Tribal self-determination. However, while the protection of trust resources is a fundamental responsibility, Tribal communities struggling to meet the basic needs of their communities must compete for the

same limited resources the Bureau uses to protect trust resources. The Bureau's success relies on judiciously balancing these competing mandates.

Organization

The Bureau has two service components reporting to the Assistant Secretary - Indian Affairs:

The *Deputy Commissioner for Indian Affairs* has line authority over 12 Regional Offices, 58 Agency offices, 1 subagency, 28 field stations, and three irrigation project offices. The Deputy Commissioner provides program direction and support through the Directors for the Offices of Tribal Services, Trust Responsibilities, Economic Development, Facilities Construction and Management, and Management and Administration.

The *Director of the Office of Indian Education Programs* supervises 26 education line officers stationed throughout the country and two post-secondary schools. During the 1998-99 school year, the Office of Indian Education Programs supported the operation of 115 day schools, 56 boarding schools, and 14 dormitories which house Indian children who attend public schools.

The Bureau's headquarters offices are located in Washington, D.C., and Albuquerque, New Mexico. As a highly decentralized organization, nearly 95 percent of Bureau's staff work is performed in schools, Regional and Agency offices, and other field locations.

In FY 1996, the Office of Trust Funds Management was transferred from the Bureau to the Office of Special Trustee pursuant to *P.L. 104-134* and Secretarial Order 3197.

At the end of FY 1999, the Bureau's total employment was 9,343 full-time equivalents.

The People We Serve

The Bureau's programs serve communities that face great challenges. According to the 1999 update to the 1990 census, the total American Indian, Eskimo and Aleut population grew to 2.4 million, almost five times the population reported in 1960. While most of this increase is due to an increase in self-identification, a large portion is the result of a natural population increase. Based on this rapid rate of growth, the Census Bureau estimates that the American Indian population will reach 4.4 million, representing just over 1 percent of the population, by the year 2050.

Geographically diverse, almost half of American Indians reside on approximately 300 reservations and other restricted and trust lands located throughout the United States. Reservations can vary in size from a few acres, such as the rancherias in California, to the 17.5 million-acre Navajo reservation. Approximately 63 percent of American Indians reside in urban areas - half of whom are concentrated in a relatively small number of cities. According to the 1990 census, more than one-half of the American Indian population lived in just six states: Oklahoma, California, Arizona, Alaska, Washington and New Mexico.

From 1970 to 1980, the American Indian population increased by 28 percent, and added 22 percent in the 1980s. The American Indian population is relatively young as reported by the 1990 census:

	American Indians	U.S. Population
Under 5 Years	9.7%	7.3%
Under 18 Years	34.2%	25.6%

The census also reports that the median age of American Indians is over 27 years, compared to over 35 years for the population at large. This young population is in part the result of mortality rates that are higher for American Indians than for the U.S. population. Cardiovascular disease is the leading cause of mortality among American Indians. The second leading cause of mortality is homicide, suicide, accidents, and alcohol-related deaths primarily affecting Indians in their teens through mid-20's. It is estimated that alcohol-related deaths among American Indians are four times greater than the U.S. average.

By any socioeconomic measure, American Indians trail the general U.S. population. According to the 1990 census, an American Indian's family median income was $21,619 annually compared to $35,225 for the U.S. population. The per capita income in 1989 was $8,284 for American Indians residing on all reservations and trust lands, compared with $14,420 for the U.S. population.

More significant is the comparison of 1980 to 1990 census data, and socioeconomic trends which indicate that American Indians are slipping farther behind the U.S. population. In 1979, 28 percent of American Indians were living below the poverty level compared to 12 percent of the U.S. population. By 1989, 31 percent of American Indians were living in poverty compared to 13 percent of the U.S. population. Other socioeconomic indicators reveal the following:

	American Indians	U.S. Population
High School Graduates	65.5%	75.2%
4 or More Years of College	9.3%	20.3%
Single Parent Households	35.8%	21.4%
Unemployment	14.4%[1]	6.3%

According to research, two factors account for the decline in American Indians' overall income. While American Indian men's educational progress has improved with tangible results, it did not contribute to a relative gain in income, because non-Indian men also improved their skills and education. The U.S. economy contributed to this situation because the least skilled and least educated were rewarded less and found it harder to remain employed. Since American Indian men were disproportionately represented, the overall income of American Indian men fell. (American Indian women witnessed increased incomes; however, this was largely attributable to an increase in annual hours worked.)

In 1990 dollars, Federal spending for Indian programs peaked in 1979 at a total of $4.4 billion. By 1989, Federal expenditures fell to $2.5 billion. Indian Country has historically relied on Federal jobs and Tribal jobs resulting from contracting of Federal programs.

---

[1]This figure includes the roughly 1/3 of all Indians living on-reservations and the roughly 2/3 living off-reservation where economic conditions are generally more favorable.

The Bureau's 1997 Indian Labor Force Report states that the nation's Indian service population or potential labor force was 1.4 million, which was an increase of 182,541 (14 percent) over the national total in 1995. Half of the workforce in Indian Country remained unemployed – 50 percent in 1997 as compared to 49 percent in 1995. Of the approximately 379,000 adult Indians who were employed in 1997, 30 percent (114,000) were still living below poverty guidelines established by the Department of Health and Human Services. Tribally certified enrollment increased by 16 percent (226,163) members nationally – from 1.4 million in 1995 to 1.7 million in 1997.

In summary, American Indians are younger and have higher levels of poverty, unemployment, single parent families, fertility and mortality than the U.S. population at large. Tragically, trends are deteriorating for this highly vulnerable population.

Tribal self-determination relies on strong Tribal self-governance and self-sufficiency. However, numerous obstacles defined by popular public opinion and misconceptions of Indians present Tribal leaders, managers and their members with seemingly insurmountable challenges hindering the pursuit of strong and stable governing institutions, economic development and human capital development. Today, the Bureau plays a critical role in removing obstacles to building and promoting Tribal self-determination.

For example, the Bureau's implementation of the Self-Determination Act has allowed the Tribes to exert increased control over their own development goals and programs. It is undeniable that helping Tribes improve the quality of life for their members will require substantial investments in, and prudent management of, Tribal government infrastructure, community infrastructure, education, job training and employment opportunities and other components of long term, sustainable development.

FY 2001 BUDGET SUMMARY

"We will do our part. You have suffered from neglect, and you know that doesn't work. You have also suffered from the tyranny of patronizing, inadequately funded, government programs, and you know that doesn't work ... We're not coming from Washington to tell you exactly what to do and how to do it, we're coming from Washington to ask you what you want to do, and tell you we will give you the tools and the support to get done what you want to do for your children and their future."

President Clinton, July 1999
Pine Ridge Indian Reservation, South Dakota

The budget reflects the Administration's commitment to American Indians and Alaska Natives by proposing a Government-wide initiative to address critical needs in Indian Country comprehensively and systematically. The budget proposes $9.4 billion ($1.2 billion or 14 percent over 2000) for

Federal programs addressing basic Tribal needs, such as health care, education, economic development, and infrastructure development.

The 2001 budget request for the Bureau is $2.2 billion in current appropriations, an increase of $331.9 million above the 2000 Enacted level. The Bureau's request in FY 2001 is part of the Administration's Native American Initiative. The Initiative proposes a comprehensive program to raise the standard of life for the First Americans in order to be on par with the rest of America. The goals of this initiative - to improve the living conditions and provide for the basic needs of Indians, to create new economic opportunities by empowering Indian communities, and to improve the potential for future generations to succeed through family-oriented programs – speaks to the promises that the President made during his visit to the Pine Ridge Reservation in July, 1999.

On the reservations, poverty is still commonplace, unemployment and violence are double the national average, and infant mortality, alcoholism, and substance abuse are far in excess of the rest of America. These long-neglected communities have the greatest need for resources and the greatest potential to change the status quo.

The budget stresses the resources Tribes need to provide basic reservation programs and develop strong and stable governments, ensure accreditation of Bureau schools, address critical infrastructure needs, and meet the Secretary's trust responsibilities. The Bureau continues to keep administrative costs low; almost 9 of every 10 dollars appropriated to the Bureau is provided directly to programs on Indian reservations. The request allows the Bureau to attain its goals which are designed to meet the commitment to American Indians and Alaska Natives as outlined in its Strategic Plan and Annual Performance Plan.

The FY 2001 budget request for the Bureau seeks to maintain core existing programs on behalf of our trust responsibilities and commitments to facilitate self determination for American Indians and Alaska Natives. While the Bureau has evolved in its role as trustee for the American Indian and Alaska Natives from the paternalism of the 1800s to its role today as partner, Tribes continue to turn to the Bureau for a broad spectrum of critical and complex programs administered either by the Tribes or the Bureau - from an education system for more than 50,000 elementary and secondary students; to 25 Tribally Controlled Community Colleges; to law enforcement and detention services on more than 200 reservations; to social services programs for children, families, the elderly and the disabled; to management of the forest, mineral, fishery and farmland resources on trust land; to the maintenance of more than 25,000 miles of roads on rural and isolated reservations; to economic development programs in some of the more depressed areas in the nation; to the implementation of legislated land and water claim settlements; to the replacement and repair of schools; and to the repair of structural deficiencies on high hazard dams. The joint Trust and Federal responsibilities are daunting as the Bureau strives to uphold the President's commitment to the American Indian and Alaska Native; Indian Country needs in every program are massive.

Thus, it should be recognized that while the protection of trust resources is a fundamental responsibility, Tribes struggling to meet the basic needs of their communities must compete for the same limited resources the Bureau uses to protect those trust resources. The Bureau must carefully balance these competing mandates within budgetary constraints imposed upon it. To say it is a challenge is an understatement.

Fulfilling the President's Executive Order 13084, the Bureau continues to meet and consult with Tribal Leaders on a Government-to-Government basis to address issues concerning Indian Self-Determination, trust resources, and other vital programs serving the Indian communities.

No other bureau in the Department has the complexity and multitude of programs under one umbrella (i.e., land management to law enforcement to education) that the Bureau has in serving the needs of such a diverse consumer. Further, a study of budget trends by the Congressional Research Service (February, 1998) concluded that Federal spending on Indian programs has declined in constant dollars since 1975. This trend increased the level of challenge to the Bureau to focus on core programs while still addressing the needs in Indian Country and upholding its Trust and Federal responsibilities.

Restoring the American Community

On April 29, 1994, in a historic meeting with Indian leaders, President Clinton gave his pledge to fulfill the trust obligations of the Federal Government. Among President Clinton's goals for Indian Country on that momentous occasion were to help position Tribes to compete economically in the 21st century and to invest in Indian education. The Administration's record of partnership with the Tribes extend from strengthening the relationship between the Governments to increasing educational opportunities to promoting self-determination to protecting Tribal natural resources.

As stated, the Bureau's budget for FY 2001 reflects its commitment to helping the President maintain the Administration's record of partnership. Increases requested at the various levels by the Bureau are focused on programs which have direct impact on Native Americans and Indian Self-Determination, including contract support, law enforcement, education, and trust programs. This directly supports and upholds the President's commitment to Tribal Leaders at a 1998 White House Conference on Economic Self-Determination in Indian Communities to honor Tribal sovereignty and to strengthen the Government-to-Government relationship. The increases requested are to strengthen the partnership which exists between the Tribes and the Bureau as we enter the next millennium.

The request does not include funds for the partial settlement agreement (approximately $80 million) in the *Ramah Navajo Chapter v. Lujan* decision. [The partial settlement agreement covers the "non-capped" years of 1989 through 1993, and represents shortfalls of contract support costs created by the indirect cost rate formula in which non-Bureau organizations had been included in the funding base. Many of these non-Bureau organizations did not provide funds for Tribal contract support needs.] The partial settlement has been paid by the Judgment Fund pursuant to the Contract Disputes Act, but the Act also requires the agency whose appropriations were used for the contracts to reimburse the Fund. There are many decisions which need to be made prior to seeking additional funds for repayment, such as which Federal agencies should be required to reimburse, if any. Such decisions will have a direct impact on Bureau appropriations and its funding of essential programs, such as Tribal Priority Allocations (TPA).

There are few proposed changes in the budget presentation of this request. One, the Bureau has reinstated the Consolidated Tribal Government Program (CTGP) line item. to respond to Congressional attention on clearly identifying the purpose and funding level for funds provided under TPA. Two, to clearly illustrate the level of funding provided for Probate activities, a major

component of the Trust Funds Improvement Project and overall trust improvement efforts, the Bureau has identified and internally transferred base funding from the TPA Real Estate Services line item to the new TPA Probate line item. Three, to improve coordination and oversight, funds requested in FY 2001 for the Bureau's School Statistics Initiative (SSI) are included under the Special Programs and Pooled Overhead budget category in the Intra-Governmental Payments line item. Base funds for SSI remain in Other Recurring Programs, School Statistics ADP. Fourth, to illustrate the importance of Education facilities maintenance needs, the Education Facilities Maintenance program has been moved from the budget activity, Other Recurring Programs, to the budget activity, Construction, Education, Facilities Improvement and Repair. With needs reaching $60 million alone for education maintenance needs, it is important that the program be a major component in the Bureau's overall construction program. This change was effected in FY 2000 pursuant to the Secretarial Order.

OPERATION OF INDIAN PROGRAMS

For FY 2001, the total request for Operation of Indian Programs is nearly $1.8 million, an increase of $155.5 million over the FY 2000 Enacted level.

Tribal Priority Allocations (TPA)

TPA provides the principal source of funds for local units of Tribal Government, most of which are small and lack independent resources to meet the increasing costs of Tribal government operations. Because of Congressional funding levels in 1996 and 1997, Tribal governments are falling increasingly behind in their ability to maintain services to Indian communities and families. Tribes depend on TPA funds for basic necessities and services such as child welfare, scholarships, Tribal courts, natural resource management, and other programs critical to improving the quality of life and the economic potential of the reservations. The Congress has given the Tribes the flexibility to prioritize the limited funds among TPA programs according to their unique needs and circumstances. TPA supports the goals of Indian self-determination by providing Tribes with the choice of programs provided as well as the means of delivery, either by the Tribe or the Bureau.

Beginning with FY 1998, TPA comprises nearly half of the Bureau's operating budget. For FY 2001, the TPA activity is funded at $761.2 million, an increase of $60.5 million over the FY 2000 Enacted level, which will help Tribes address some of the unmet needs in these basic programs.

This budget submission includes $5 million for the Indian Self Determination Fund to replenish funds for new and expanded programs contracted under the authority of *Public Law 93-638*, as amended. The moratorium imposed by the Congress for FY 1999 on any new or expanded contracts, compacts or grants under the *638* authority stalled the ability of the Bureau to fulfill its mission of promoting self- determination on behalf of Tribes. Increased Tribal contracting/compacting activity in FY 2000 (due to the lifting of the moratorium) is expected to continue throughout FY 2001.

An increase of $3.5 million is requested for Contract Support over the 2000 Enacted level for on-going self-determination agreements. It is estimated that 88 percent of need will be met in FY 2001 at this level of funding. The Bureau covered 88 percent of need in FY 1999 and expects to cover 90 percent of need in FY 2000.

An increase of $1.5 million is requested for Tribal Courts, a necessary component to ensuring the success of the *Presidential Initiative on Law Enforcement in Indian Country*. In FY 2000, the Congress provided a $20.0 million increase to address the woefully inadequate law enforcement resources in Indian Country. With this second year investment in the multi-year *Initiative*, it continues to open the door to halting the escalating crime rates in Indian Country. While Bureau and Tribal law enforcement personnel take the criminals off the street, it is also important to handle the increased demand for judicial services to keep the criminals off the street. Funding for Tribal Courts goes hand in hand with ensuring that Indian Country law enforcement efforts are strengthened by adequate court systems. Funds will also be used to implement provisions of *Public Law 103-176*, the Indian Tribal Justice Act.

An increase of $1.0 million is requested for Adult Care Facility Rehabilitation to bring four Bureau-funded adult long-term care facilities on the Navajo Reservation to standard condition. Once the standard is attained, the facilities are eligible for funding of their operation and maintenance costs from the State Medicare, Medicaid, and other programs. The initial investment of $1 million will result in a potential savings to the Bureau which can be utilized for other high priority needs. An increase of $16.1 million is requested for the Housing Improvement Program (HIP) to serve low-income eligible Indian families or individuals. The Bureau has revised the HIP methodology to concentrate on serving those most in need, regardless of the category of HIP services they may require. This will allow the Bureau to serve an estimated 437 additional families for a total of about 985 families served.

An increase of $2.2 million is requested for Scholarships to increase Tribes' ability to provide assistance to their Indian youth seeking to improve their futures through increased education. Along these lines, the Bureau is requesting an increase of $5.1 million for the Road Maintenance program. Part of the challenges to obtaining an education in Indian Country is the basic ability for students to be able to get to school as many reservation roads are a monumental challenge due to rough surfaces and at times impassable roads caused by insufficient funding. The Road Maintenance program is the only Bureau program which preserves the Bureau's system of roads and bridges that provide access to reservation lands, not only to schools, but to jobs and health care facilities. While the Department of Transportation's Highway Trust Fund provides funds for road construction, it does not provide funds for road maintenance.

To support the Trust Fund Improvement Project, the Bureau's TPA request includes a total of $13.8 million in Trust Services funding for FY 2001 as follows: Trust Services, General ($1.6 million); Real Estate Services ($7.0 million); Real Estate Appraisals ($2.2 million); and, Probate ($3.0 million).

In FY 2001, the Bureau will continue to operate as a highly streamlined and decentralized agency with maximum resources going to Tribal programs. The Bureau anticipates that more than half of the FY 2001 operating budget will be spent directly by Tribes that elect to operate various Bureau programs under self-determination contracts, grants, or self-governance compacts.

Since the founding of the Nation, the Congress has funded specific Indian education programs in response to treaty requirements and Federal statutes. Current Indian Education programs are governed by a number of laws including the Snyder Act, the Johnson O'Malley Act, the Elementary and Secondary Education Act, the Tribally Controlled Community Colleges Act, the Tribally

Controlled Schools Act, the Education Amendments of 1978, Goals 2000 and the Improving America Schools Act. Collectively, these laws are aimed at ensuring quality education for Indian youth and improving the long-term employment and economic opportunity on reservations.

Other Recurring Programs

The prominent theme for the new millennium described by the President is the education of our children. The Bureau is responsible for the only major domestic elementary and secondary education system operated by the Federal Government. As such, it is incumbent that this system reflects the high standards President Clinton has set for all education. In support of this Presidential priority, the Bureau's FY 2001 budget request includes a significant investment in Indian education. The request for School Operations, which will fund 185 schools and dormitories serving more than 50,000 elementary and secondary students in 23 States, is $506.6 million, an increase of $39.7 million over the FY 2000 Enacted level. The increase will ensure that schools can deliver quality education and provide safe and adequate transportation for an estimated increase in enrollment. Included in the increase is $6.8 million to expand the number of sites for the Early Childhood Development FACE program and $8.2 million for implementation of the Therapeutic Residential Model pilot program at selected Bureau dormitories. Increases are also proposed in facilities operations and administrative cost grants to encourage the continuation of schools going into grant status and under Tribal control.

The budget increases operating grants to the 25 Tribally controlled community colleges by $2.9 million over FY 2000. The colleges have been successful in providing Indian youth with college degrees and futures of professional employment. They also promote entrepreneurship on reservations.

An increase of $500,000 is also requested for Alaska Subsistence activities to meet the Secretary's responsibilities in implementing a recent court-ordered Federal subsistence fishery program in the State of Alaska. This is a multi-agency, cross-cutting activity to establish fishing seasons and regulations covering approximately 102,000 miles of rivers and streams and about half of Alaska's inland waters.

Non-Recurring Programs

To meet the Bureau's long-term goal of improving the quality of life in Tribal communities, $2.0 million is requested to establish Technical Assistance Grants to provide technical assistance to Tribes and individual Indians to establish, acquire or expand for-profit businesses on or near reservations. Investment today in helping Tribal communities to become more resourceful will facilitate and strengthen Tribal self determination. Additionally, an increase of $5.3 million is requested for Real Estate Services to strengthen the Bureau's trust management functions.

Central Office Operations

An increase of $500,000 is requested for the Trust Services line item to strengthen the Bureau's trust management programs at the Headquarters level. To continue implementation of the recommendations of the National Academy of Public Administration (NAPA), an increase of $4.0 million is requested in FY 2001 to continue implementation of the recommendations at the Central Office level and to begin to provide resources to Field sites.

Regional Office Operations

An increase of $13.7 million is proposed for trust management improvement efforts at the Regional level: Trust Services, General ($1,900,000); Real Estate Services ($5,000,000); Land Titles and Records Offices ($4,800,000); and Land Records Improvement ($2,000,000).

Special Programs and Pooled Overhead

To continue the momentum forward for the *Presidential Initiative to Improve Law Enforcement in Indian Country*, a program increase of $16.0 million is requested for the third year of this multi-year initiative. The rate of violent crime victimization of American Indians is higher than that of other U.S. racial or ethnic subgroups and more than twice the national average. Continued infusion of monies is necessary to improve the quality of life on Indian reservations. A program increase of $115,000 is requested for the Indian Police Academy to expand its training courses to respond to the influx of new trainees hired under the *Initiative*. To offset the Congressionally-mandated earmark of funds for enforcement activities, an increase of $100,000 is requested for the Indian Arts and Crafts Board. To strengthen the efforts of the Crownpoint Institute of Technology, an increase of $1.3 million is requested in FY 2001. To improve the reporting capabilities and improve overall educational abilities, the Bureau is requesting an increase of $3.0 million for the School Statistics Initiative. An additional $500,000 is requested for the American Indian component of the Early Childhood Longitudinal Study, a partnership effort with the Department of Education. To respond to priority needs of Tribes on a nationwide basis, the Bureau is proposing to eliminate funding for the National Ironworkers Training Program.

CONSTRUCTION

The Bureau's request for the Construction appropriation is $365.9 million, of which $300.5 million, or 82 percent, is dedicated to education construction. This is the largest request for education construction, with an additional $167.3 million, or 126 percent, over the FY 2000 enacted level. The Bureau will continue the emphasis on Tribal contracting for projects, providing support from the Bureau's Office of Facilities Management and Construction until the Tribes and Agencies are fully trained to take over the construction contracting challenge.

The Replacement School Construction program funds replacement of older, unsafe, and dilapidated schools on reservations. More than 50,000 Indian student attend 185 Bureau-owned or -funded schools in eligible Indian communities. School replacement priorities are based on a new priority list of 13 schools, which is comprised of the last 3 uncompleted schools from the old priority list published in 1993 and 10 new schools. In 2001, a total of $126.149 million is requested for Advanced Planning and Design ($5,000,000) and to complete construction of the first 6 schools on the new priority list:

Tuba City Boarding School, Arizona
Second Mesa Day School, Arizona
Zia Day School, New Mexico
Baca Community School, New Mexico
Lummi Tribal School, Washington
Wingate Elementary School, New Mexico

These six schools have structural and code deficiencies that threaten student safety and are not equipped with modern educational tools. Up to $30 million of the replacement school construction funding may be used for Tribal participation in the President's FY 2001 School Construction Modernization Initiative. These funds may be used by Tribes or Tribal consortia to ensure the repayment of principal on school modernization or other taxable bonds. Tribes that issue bonds to lenders could claim a tax credit for the life of the bond in lieu of interest. Any of the six schools slated for replacement in 2001 could exercise this option.

The education facilities improvement and repair program is funded at $174.3 million, an increase of $104.0 million over 2000 enacted, to address critical health and safety concerns at existing education-related facilities. This request will fund maintenance and major and minor repair projects to reduce the significant backlog of needed repairs.

For the second year, the budget requests no new funding for Public Safety and Justice construction within the Bureau request. New detention centers on reservations will receive funds from the Department of Justice's appropriation as part of the *President's Initiative on Law Enforcement in Indian Country.*

INDIAN LAND AND WATER CLAIM SETTLEMENTS AND MISCELLANEOUS PAYMENTS TO INDIANS

This program provides payments to meet Federal requirements for legislated settlements. The FY 2001 budget request includes $34.026 million for payments for settlements resolving long standing Tribal claims to water and lands. Of this amount, $8 million is proposed for the Rocky Boy's Indian Water Rights Settlement for compact administration, economic development, and future water supply activities. The majority of the remaining funds are proposed for the Ute Indian Water Rights Settlement, $24.9 million, to maintain the payment schedule as required by law.

SPECIAL INITIATIVES

LAW ENFORCEMENT IN INDIAN COUNTRY

LAW ENFORCEMENT INITIATIVE

FY 2001 represents the third year of the multi-year *Presidential Initiative on Law Enforcement in Indian Country*, a joint effort by the Bureau and the Department of Justice (DOJ), to combat the rising crime rates in Indian Country to fulfil the Presidential directive to the Secretary of the Interior and the United States Attorney General to work with Tribal Leaders to improve public safety in Indian Country.

Pursuant to the *Final Report of the Executive Committee for Indian Country Law Enforcement Improvements*, significant investment by the Government is necessary to stem the increasing problem of crime in Indian Country. In simple terms, current resources are still inadequate; continued infusion of manpower and financial resources are necessary to ensure that Indian communities receive the same quality and quantity of law enforcement services as their non-Indian counterparts.

A total program increase of $189 million, $81 million over 2000, is requested by the BIA and DOJ for law enforcement improvements. To maintain the efforts to clean up crime in Indian Country, additional resources are needed to adequately respond to the concerns as outlined in the *Final Report*. The Bureau's requested program increase of $16.0 million continues to build on this foundation while complementing the efforts of the DOJ to maximize the use of the Federal dollar.

TRIBAL COURTS

Going hand in hand with increasing the resources for law enforcement in Indian Country is the ability of Tribal Governments to handle the accompanying increase in caseloads; the FY 2001 program increase requested is $1.3 million. More than 250 Tribal justice systems and courts of Indian offenses (serving 40 Tribes) are supported by Bureau funds. These Tribal courts must face the same issues State and Federal courts confront every day, such as child sexual abuse, alcohol and substance abuse, gang violence, and violence against women. Tribal court systems have historically been under funded and understaffed. With the *Presidential Initiative on Law Enforcement in Indian Country* well into its second year and on the cusp of its third year to improve law enforcement services in Indian Country, it is essential that additional support be provided to Tribal courts. Courts are beginning to experience increases in caseloads concurrent with the effort to clean up crime. Tribal courts must have the capacity to adjudicate the resulting criminal cases and resolve disputes. This effort complements the Department of Justice's efforts to provide one-time (competitive) grant support to Tribes.

In addition, *Public Law 103-176*, the Indian Tribal Justice Act, recognizes the situation in Indian Country to improve its judicial function to assist in keeping law and order for its constituency. The Bureau's requested increase will also focus on providing funds to Tribes for implementation of the Act.

EDUCATION

REPLACEMENT SCHOOL CONSTRUCTION

Eight-two percent of the Bureau's building square footage is education space; the majority of the buildings are old and often in poor condition. With the Bureau responsible for the only major domestic elementary and secondary education system operated by the Federal Government, it is vital that we provide adequate facilities for this Nation's Indian school children to obtain an education. Research has demonstrated that placing instructional and residential programs in facilities that do not meet health and safety codes distract from the educational program. A point made by the President in Executive Order 13096, which calls for creating educational opportunities for American Indian and Alaska Native students in our nation.

Under the Order, the President called on us to give special attention to five goals: (1) improving student achievement in reading and mathematics; (2) increasing high school completion and post-secondary attendance rates; (3) reducing the influence of long-standing factors that impede educational performance; (4) creating strong, safe, and drug-free school environments conducive to learning; and, (5) expanding the use of science and educational technology. All goals relate directly to the research denoted previously that the environment – the surroundings – play a key role in which the level of learning this Nation's children can achieve is dependent on adequate school facilities. Health and safety threats such as leaking roofs, peeling paint on the walls, overcrowded classrooms, and inadequate heating and/or air systems hinder the ability of children – our Nation's future leaders – to focus on their educational studies. It is widely recognized that children's attention spans are limited; therefore, we must provide the necessary resources we can to alleviate these threats from their classrooms.

The request for Replacement School Construction is $300.5 million, or 82 percent of the Bureau's total FY 2001 Construction request ($365.9 million). This is the largest increase requested for education construction with a proposed $167.3 million over 2000 enacted, an increase of 126 percent. Record enrollments in our schools compound the existing problem of aging schools buildings. Short-term solutions such as portable classrooms will not be sufficient to respond to the growing population of school age children; studies have illustrated that the record enrollment seen nationwide follows a period of steady growth in students. It is expected that the growing trend will continue and short-term solutions will no longer be a viable option.

The Bureau's request is an intricate part of the President's education agenda which seeks to reduce class size and help communities renovate and build new schools. The request is also part of the Department's Safe Visits to Public Lands, which includes the Five Year Maintenance and Capital Improvement Plan.

As a participant in the Plan, the Bureau is moving forward to eliminate its backlog of code and standard deficiencies. Projects included in the Plan outline the comprehensive strategy of the Department to address the most critical needs in the Bureau's backlog of construction and maintenance requirements. It is the most in-depth analysis and display of the enormity of the dire situation facing the Bureau in trying to maintain its facilities for the consumers we serve. It is a comprehensive list, causing the Bureau to reassess and validate its many facilities located throughout the Nation to fully capture the challenge we face in maintaining our responsibilities for

Bureau-owned facilities and providing for safe and health environments for our constituency. The requested funding level of $300.5 million for replacement school construction, a key factor in the success of the President's revitalization of Indian education, will greatly assist in reducing the mounting backlog of construction needs.

SCHOOL BOND INITIATIVE

Included within the increase for Replacement School Construction, the Bureau proposes that up to $30 million of the replacement school construction funding may be used for Tribal participation in the President's FY 2001 School Construction Modernization Initiative. These funds may be used by Tribes or Tribal consortia to ensure the repayment of principal on school modernization or other taxable bonds. Tribes that issue bonds to lenders could claim a tax credit for the life of the bond in lieu of interest. Any of the six schools slated for replacement in 2001 could exercise this option. The funding would be invested and then used to pay back the principal on the school construction bonds. This proposal is part of the Administration's school modernization initiative to provide school repairs and replacement in needy public school districts throughout the country. Funding for additional school construction or repairs is proposed as part of the second year of the Administration's facilities restoration initiative. These funds emphasize the Administration's commitment to the long-term stewardship of Federal lands and facilities.

SCHOOL OPERATIONS

As conveyed through Executive Orders 13096 and 13104 issued by the President, education is a key focus and high priority of the Administration. The President reiterated this priority by calling upon our nation to prepare Americans for a lifetime of learning:

> *"It is time to show our children and the world that America truly values education. Let us make every school across America a shining, modern temple of learning – a place where a computer is as common in the classroom as a chalkboard, where classes are small enough for teachers to teach and children to learn, where students are inspired to look to the future with hope and confidence. Our children deserve nothing less."*
>
> President Bill Clinton
> September, 1998

As the only nationwide school system operated by the Federal Government which provides basic educational programs to the American Indian population, we echo the President's statement that "Our children deserve nothing less". To this end, the Bureau has requested an increase of $39.7 million for its Education programs that will benefit the increasing American Indian student population from their residences to the classroom instruction to the classroom itself. The requested increase is vital to the Bureau if we are to ensure that every child obtains a solid foundation of education.

The request for School Operations, which will fund 185 schools and dormitories serving over 50,000 elementary and secondary Indian students in 23 states is $506.6 million, an increase of $39.7 million over the 2000 enacted, a 9 percent increase. The increase will ensure that schools maintain accreditation and have access to computers and other critical learning tools. This ISEP increase will provide funding of $3,685 per weighted student unit (WSU). Additionally, the 2001 increase will provide a total increase of $14.9 million for Early Childhood Development for the following

programs: $6.8 million to establish early education Family and Child Education programs at an additional 22 sites; and, $8.2 million to institute a pilot Therapeutic Residential Model (TRM) program at 6 Bureau boarding schools. The TRM program was authorized in 1994 under *P.L. 103-382*, Improving America's Schools Act, to provide services necessary to achieve positive changes in attitudes, behavior and academic performance of Indian youth attending boarding schools. The request will also support development of the School Statistics Initiative with a $3 million increase and provide $500,000 for collaborative efforts with the Department of Education.

SECRETARY'S TRUST MANAGEMENT IMPROVEMENT PROJECT

The Bureau proposes in its budget request a total program increase of $35.1 million for Trust Management Improvement efforts. Efforts underway are a continuation of the joint effort between the Bureau and the Office of the Special Trustee (OST) on implementation of the Secretary's *High Level Implementation Plan* (HLIP) for the Trust Management Improvement Project (TMIP). In FY 2000, Bureau funds totalling $1.4 million in Land Records Improvement (then-titled Area Office Operations) funds and $3.6 million in Real Estate Services/Probate Backlog Reduction (Non-Recurring Programs) funds were transferred to the OST and are included within its budget.

In FY 2001, the Bureau will continue to work with the OST and the Department to improve the administration and management of its trust responsibilities. Funding for the Bureau's HLIP subprojects is requested under OST. The HLIP is centered on 11 major subprojects that will update trust systems, policies, practices, and procedures and make one-time investments to reduce backlogs. As part of the overall effort to remedy the fundamental cause to Indian trust management, an increase of $7.5 million is requested under OST to expand the Indian Land Consolidation program. The original $5.0 million for the program was funded in the Bureau's budget in FY 1999 but has since been funded under the OST.

To ensure that trust management reforms are sustained, the Bureau's budget includes basic funding increases of $35.1 million (includes uncontrollable costs) for several trust programs. These additional resources are critical to ensuring that accumulated trust management problems being corrected under HLIP do not reoccur. The Bureau's budget requests a $12 million increase for on-going real estate services to improve real property management services and ensure timely processing of transactions (sales, acquisitions, patents in fee, rights of way, surface and subsurface leases). To assist in protecting trust resources, an increase of $5.3 million is proposed to perform cadastral surveys. Additional increases include: $2.2 million increase for real estate appraisals to ensure compliance with appraisal standards and timely completion of appraisals; a $3.0 million increase for Probate to provide sufficient staff for probate functions; and, an increase of $4.8 million for the Land Titles and Records Office to ensure land records are kept current. For trust services, a $4.0 million program increase is requested to provide technical support to Tribes and ensure compliance with complex environmental and cultural resource requirements. Lastly, an increase of $2.0 million is requested to expedite the processing of Alaska allotments. These increases are necessary for BIA to meet its long-term trust goals.

Following is a summary of the requested increases in FY 2001 for trust improvement efforts:

Program		FY 2001 Program Increase
Tribal Priority Allocations	Trust Services, General	1,600
	Real Estate Services	7,000
	Real Estate Appraisals	2,189
	Probate	3,000
Non-Recurring Programs	Real Estate Services	5,300
Central Office Programs	Trust Services	500
Regional Office Programs	Trust Services, General	1,900
	Real Estate Services	5,000
	Land Titles and Records Office	4,800
	Land Records Improvement	2,000
TOTAL		33,289

GOVERNMENT PERFORMANCE AND RESULTS ACT

As mandated by the Government Performance and Results Act (GPRA) of 1993, the Bureau has submitted its third Annual Performance Plan which outlines the Bureau's goals and measures consistent with the core of the Revised Strategic Plan for FY 2000 to FY 2005. Several adjustments were made to the GPRA Program Activities and Long-Term Goals through the revision. While the changes are reflected within the Annual Plan, specific modifications and the rationale for the changes will be outlined within the revised Strategic Plan, targeted for release in March, 2000. The Bureau solicited Tribal and Field input in the revision of the Strategic and Annual Plans to help ensure a strong working plan that reflects the objectives of not only management, but employees and customers.

As stated, the Bureau's third annual performance plan continues to support its strategic goals and will serve as a benchmark in the overall success of the Bureau to achieve goals set forth in the Strategic Plan. Funding increases requested throughout the Bureau's submission are vital to achieving the goals during its third year of performance.

The Bureau achieved 30 of its 45 goals for FY 1999. Highlights include the achievement that Contract Support and Community Development programs are exceeding their goals. The goals not achieved in FY 1999 were partially due to proposed funding increases not being appropriated for the Bureau. Program evaluation methods are being refined to better review the services provided by the Bureau. Programs that have not fully attained their target goal levels are being evaluated to determine more efficient program methods and procedures to allow for the best use of resources. Additionally, the Bureau is striving to improve verification and validation procedures to provide accurate and substantial data in support of performance management.

NATIONAL ACADEMY OF PUBLIC ADMINISTRATION REPORT

In 1999, the National Academy of Public Administration (NAPA) conducted an independent study of the Bureau's organization and management structure. The study analyzed the delivery of the Bureau's management and administration services and developed recommendations for reform efforts. NAPA identified a critical need to add capacity in budget, management, and human resource policy to the Office of the Assistant Secretary - Indian Affairs. Beginning in FY 2000, organization reforms are being implemented, including the transfer, consolidation, and reorganization of functions at the Headquarters level. Funds totalling $5 million were appropriated in FY 2000 to begin these efforts. Additional funds of $4 million are requested in FY 2001 to continue the reorganization efforts and to begin staffing critical administrative functions at the Field level. The Bureau is developing a long term plan, indicating program and staffing changes as well as project costs.

Bureau of Indian Affairs

FY 2001 Request Compared to FY 1999 Enacted and FY 2000 Enacted

(Dollars in Thousands)

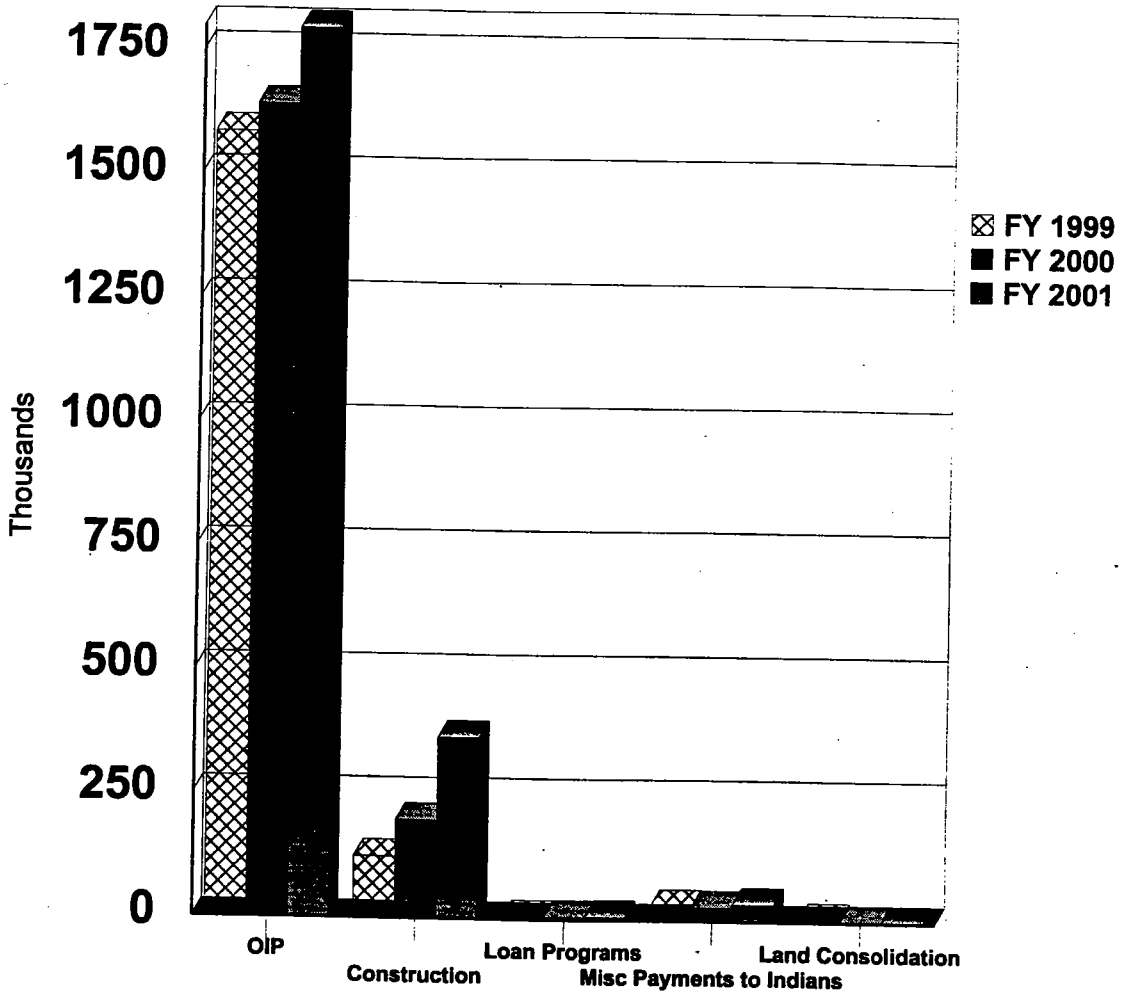

CATEGORY	FY 1999 Enacted	FY 2000 Enacted	FY 2001 Request
Operation of Indian Programs	1,584,124	1,639,535	1,795,010
Construction	123,421	197,404	365,912
Loan Programs	5,001	4,985	6,008
Misc Payments to Indians	28,882	27,128	34,026
Indian Land Consolidation	5,000	0	0
TOTAL	1,746,428	1,869,052	2,200,956

Distribution of FY 2001 Budget Request

[Direct Appropriations]

(Dollars in Thousands)

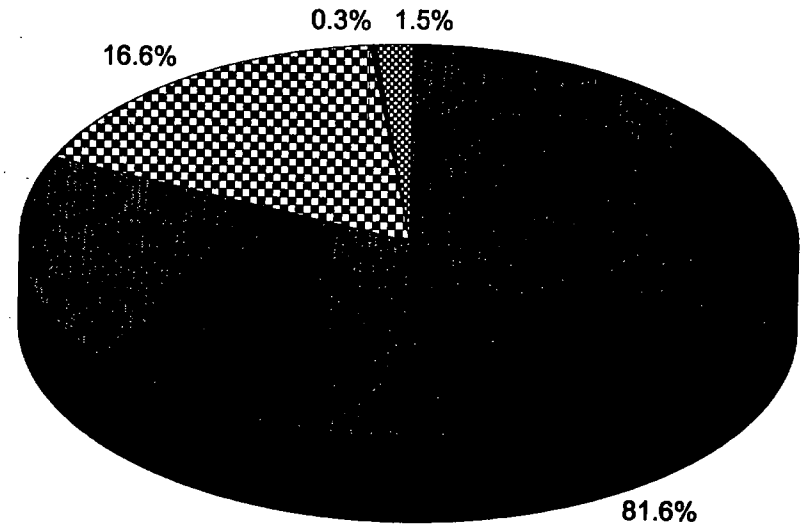

Category	FY 2000 Enacted	FY 2001 Request	% of 2001 Total	Change
Operation of Indian Programs	1,639,535	1,795,010	81.6%	155,475
Construction	197,404	365,912	16.6%	168,508
Loan Programs	4,985	6,008	0.3%	1,023
Land & Water Claims Settlements and Miscellaneous Payments to Indians	27,128	34,026	1.5%	6,898
TOTAL	1,869,052	2,200,956	100.0%	331,904

Distribution of FY 2001 Budget Request

Direct Appropriations

(Dollars in Thousands)

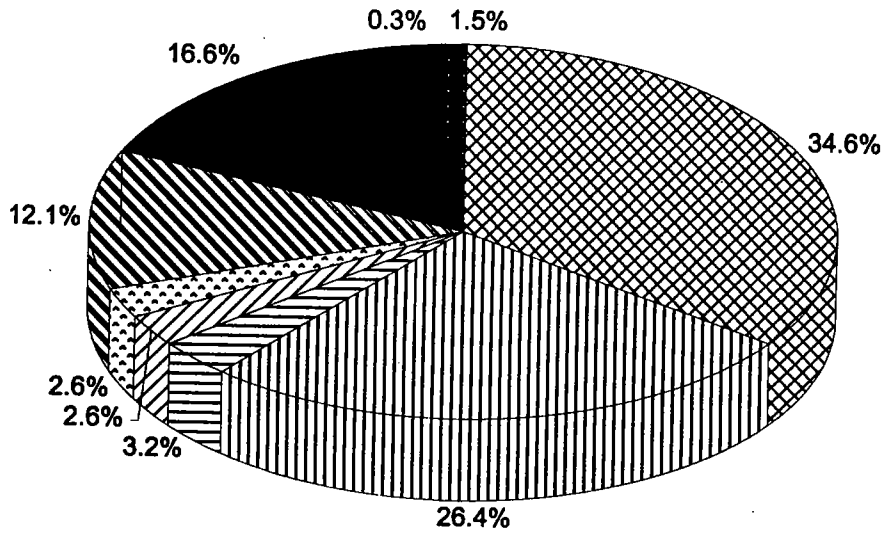

CATEGORY	FY 2000 Enacted	FY 2001 Request	% of Total	Change From FY 2000 Enacted
Operation of Indian Programs:				
Tribal Priority Allocations	700,723	761,180	34.7%	60,457
Other Recurring Programs	542,046	581,957	26.4%	39,911
Non-Recurring Programs	64,231	71,405	3.2%	7,174
Central Office Operations	52,637	57,864	2.6%	5,227
Regional Office Operations	42,241	56,794	2.6%	14,553
Special Programs/Pooled Overhead	237,657	265,810	12.1%	28,153
Construction	197,404	365,912	16.6%	168,508
Loan Programs	4,985	6,008	0.3%	1,023
Land and Water Claims Settlements and Miscellaneous Payments to Indians	27,128	34,026	1.5%	6,898

BIA Staffing Trends: 1981 - 2001
(Full-Time Equivalents)

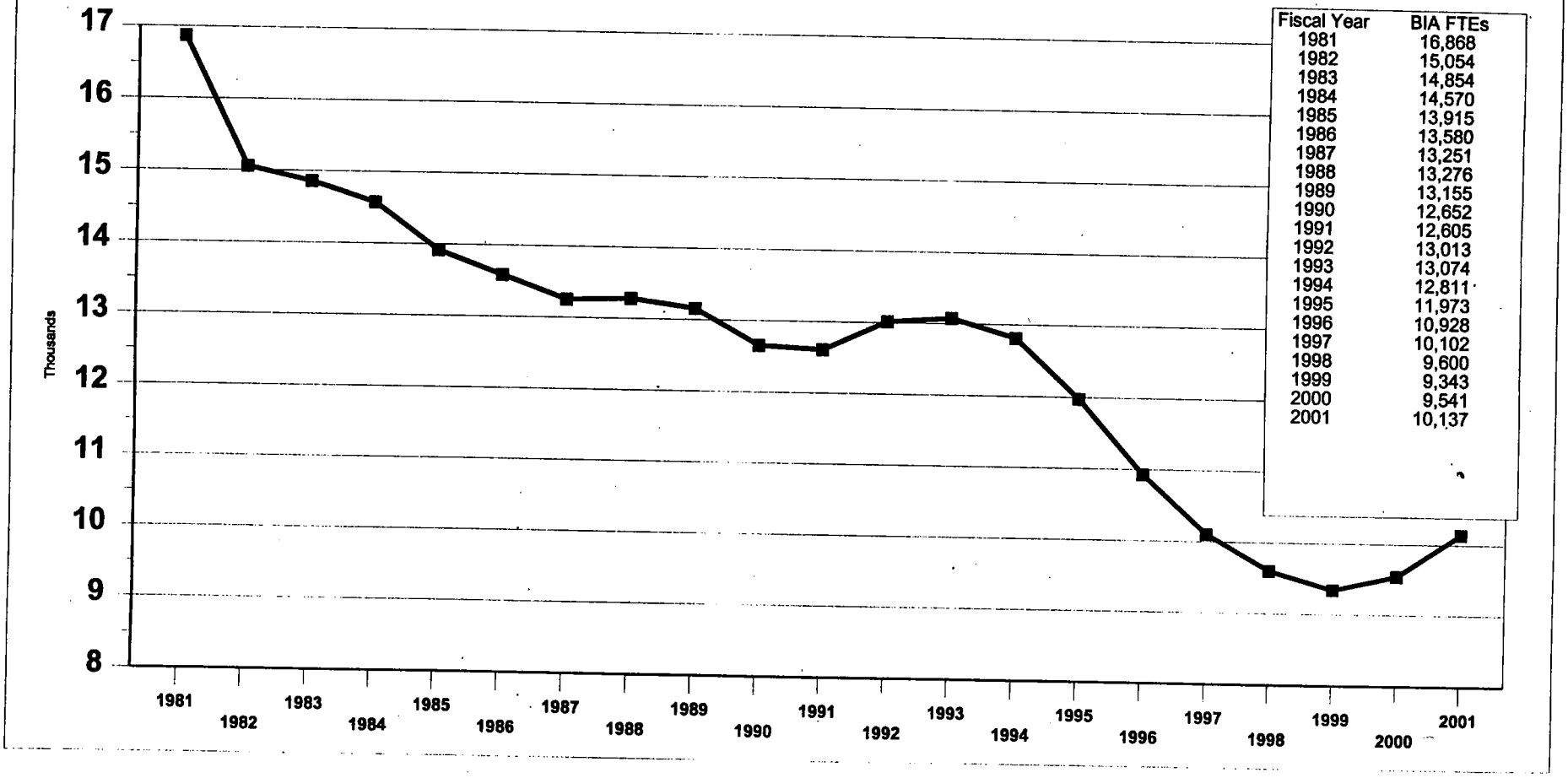

Fiscal Year	BIA FTEs
1981	16,868
1982	15,054
1983	14,854
1984	14,570
1985	13,915
1986	13,580
1987	13,251
1988	13,276
1989	13,155
1990	12,652
1991	12,605
1992	13,013
1993	13,074
1994	12,811
1995	11,973
1996	10,928
1997	10,102
1998	9,600
1999	9,343
2000	9,541
2001	10,137

BUREAU OF INDIAN AFFAIRS
Authorizing Statutes

General Authorizations:

25 U.S.C. 13 (The Snyder Act of November 2, 1921), 42 Stat. 208, *P.L. 67-85*; 90 Stat. 2233, *P.L. 94-482*. Permanent.

25 U.S.C. 461 et seq. (The Indian Reorganization Act of 1934), 48 Stat. 984, *P.L. 73-383*; *P.L. 103-263*. No expiration.

25 U.S.C. 450 (The Indian Self-Determination and Education Assistance Act), 88 Stat. 2203, *P.L. 93-638*; *P.L. 100-472*; 102 Stat. 2285, *P.L. 103-413*. No expiration.

25 U.S.C. 452 (The Johnson-O'Malley Act of April 16, 1934), 48 Stat. 596, *P.L. 73-167*; *P.L. 103-332*. No expiration.

25 U.S.C. 2401 et seq., Part 4 of the Anti-Drug Abuse Act of 1986, Subtitle C (The Indian Alcohol and Substance Abuse Prevention and Treatment Act of 1986), 106 Stat. 4582, *P.L. 99-570*, as amended; 102 Stat. 4217, *P.L. 100-690*; *P.L. 102-573*. Appropriations authorized through 2000. Reauthorization is required for the FY 2001 request.

In addition to the general authorizations listed above, the following programs have specific authorizing legislation as shown below:

OPERATION OF INDIAN PROGRAMS

Education	
School Operations	25 U.S.C. 2001-2019 (The Education Amendments of 1978), 92 Stat. 2143, *P.L. 95-561*, as amended; *P.L. 103-382*. Certain appropriations authorized through 1999.
	25 U.S.C. 2008 (The Quarter Blood Amendment), 99 Stat. 1747, *P.L. 99-228*; *P.L. 101-301*. No expiration.
Continuing Education	25 U.S.C. 1810 et seq. (The Tribally Controlled College Assistance Act of 1978), *P.L. 105-244*, Sec. 316. Appropriations authorized through 2002.
Tribal Government	
Aid to Tribal Government	25 U.S.C. 1721 et seq. (The Maine Indian Claims Settlement Act of 1980), *P.L. 96-420*; *P.L. 102-171*.
	25 U.S.C. 1401 et seq. (The Indian Judgment Fund Distribution Act of 1973); 87 Stat. 466, *P.L. 93-134*.
	25 U.S.C. 651 (Advisory Council on California Indian Policy Act of 1992), 106 Stat. 2131, *P.L. 102-416*.
New Tribes	25 U.S.C. 983 (Ponca Restoration Act), 104 Stat. 1167, *P.L. 101-484*
	25 U.S.C. 1721 (Aroostook Band of Micmacs Settlement Act), 105 Stat. 1143, *P.L. 102-171*

	25 U.S.C. 1300 et seq. (California Rancheria Act of 1958), 72 Stat. 619, *P.L. 85-671*; Act of August 11, 1964, 78 Stat. 390, *P.L. 88-419*
	25 U.S.C. 941 (Catawba Indian Tribe of South Carolina Land Claims Settlement Act of 1993), 107 Stat. 1118, *P.L. 103-116*
	25 U.S.C. 1300l (Auburn Indian Restoration-Title II), 108 Stat. 4526, *P.L. 103-434*
	25 U.S.C. 1300j (Pokagon Band of Potawatomi Indians), 108 Stat. 2153, *P.L. 103-323*
	25 U.S.C. 1300k (Little Traverse Bay Bands of Odawa Indians and the Little Band of Ottawa Indians Act), 108 Stat. 2156, *P.L. 103-324*
	25 U.S.C. 1300m (Paskenta Band of Nomlaki Indians), 108 Stat. 4793, *P.L. 103-454*, Title III.
Self Governance	25 U.S.C. 458 et seq. (Tribal Self-Governance); *P.L. 103-413*, Title IV.
<u>Public Safety and Justice</u>	
Tribal Courts	25 U.S.C. 1721 et seq. (The Maine Indian Claims Settlement Act of 1980), *P.L. 96-420*, *P.L. 102-171*.
	25 U.S.C. 3621 (Indian Tribal Justice Act), 107 Stat. 2004, *P.L. 103-176*, Appropriations authorized through 2000. Reauthorization is required for the FY 2001 request.
Law Enforcement	18 U.S.C. 3055 (Act of June 25, 1948), 62 Stat. 817, *P.L. 80-722*, *P.L. 103-322*.
	25 U.S.C. 2801 et seq. (Indian Law Enforcement Reform Act), 104 Stat. 473, *P.L. 101-379*.
	5 U.S.C. 5305 (Federal Law Enforcement Pay Reform), 104 Stat. 1465, *P.L. 101-509*, Title IV; *P.L. 103-322*.
<u>Human Services</u>	
Social Services	25 U.S.C. 1901 et seq. (Indian Child Welfare Act), 92 Stat. 3069, *P.L. 95-608* (Family Support Act), 102 Stat. 2343, *P.L. 100-485*. No expiration.
	25 U.S.C. 1300b (Texas Band of Kickapoo Act), 96 Stat. 2269, *P.L. 97-429*. No expiration.
Child Protection	25 U.S.C. 3210 (Indian Child Protection and Family Violence Prevention Act), 104 Stat. 4531, *P.L. 101-630*, Title IV. Authorization of appropriations for Sec. 410 and 411 expires in FY 2000. Reauthorization is required for the FY 2001 request.
<u>Community Development</u>	
Employment Development	25 U.S.C. 309 (Vocational Training), 8/3/56, 70 Stat. 986, *P.L. 84-959*, 77 Stat. 471, *P.L. 88-230*, *P.L. 90-252*. No expiration.
	25 U.S.C. 3402 et seq. (Indian Employment Training and Related Services

	Demonstration Act of 1992), 106 Stat. 2302, *P.L. 102-477.* No expiration.
Economic Development	25 U.S.C. 1523 (The Indian Financing Act of 1974), *P.L. 93-262*, as amended; 98 Stat. 1725, *P.L. 98-449.* No expiration.
	2 U.S.C. 661 (Budget Enforcement Act of 1990, Title V - The Federal Credit Reform Act of 1990, Section 13112), 104 Stat. 1388, *P.L. 101-508.* No expiration.
	25 U.S.C. 305 (The Act of August 27, 1935), 49 Stat. 891, *P.L. 74-355*; 104 Stat. 4662, *P.L. 101-644* (Indian Arts and Crafts Act of 1990). No expiration.
Road Maintenance	25 U.S.C. 318a (The Federal Highway Act of 1921), 45 Stat. 750, *P.L. 70-520.*
<u>Resources Management</u>	
Agriculture and Range	25 U.S.C. 3701 (American Indian Agriculture Resource Management Act), 107 Stat. 2011, *P.L. 103-177.* No expiration.
Forestry	25 U.S.C. 406 & 407 (The Act of June 25, 1910), 36 Stat. 857; *61-313.*
	18 U.S.C. 1853, 1855, and 1856, 62 Stat. 787 and 788; *P.L. 100-690.*
	25 U.S.C. 3117 (The National Indian Forest Management Act),104 Stat. 4544, *P.L. 101-630*, Sec. 318.
Wildlife and Parks	16 U.S.C. 3631 (The U.S./Canada Pacific Salmon Treaty Act of 1985), 99 Stat. 7, *P.L. 99-5.* No expiration.
	16 U.S.C. 3101 (The Alaska National Interest Lands Conservation Act of 1980), 94 Stat. 2430, *P.L. 96-487.* No expiration.
	42 U.S.C. 1966 (The American Indian Religious Freedom Act of 1978), 92 Stat. 469, *P.L. 95-341*; 108 Stat. 3125, *P.L. 103-344.*
	Truckee-Carson-Pyramid Lake Water Settlement Act, 104 Stat. 3294, *P.L. 101-618.* No expiration.
	Fallon Paiute Shoshone Tribal Settlement Act, 104 Stat. 3289, *P.L. 101-618.* No expiration.
Minerals and Mining	25 U.S.C. 2106 (Indian Mineral Development Act of 1982) 86 Stat 1940, *P.L. 97-382.* No expiration.
	16 U.S.C. 1271 et seq. (Umatilla Basin Project Act), *P.L. 100-557.*
Real Estate Services	25 U.S.C. 176 (Reorganization Plan No. 3 of 1946), 60 Stat. 1097. No expiration.
	25 U.S.C. 311 (The Act of March 3, 1901), 31 Stat. 1084, *P.L. 56-382.* No expiration.
	25 U.S.C. 393 (The Act of March 3, 1921), 41 Stat. 1232, *P.L. 66-359.* No expiration.
	25 U.S.C. 2201 et seq. (Indian Land Consolidation Act), 96 Stat. 2515, *P.L. 97-459*, 98 Stat. 3171, *P.L. 98-608, P.L. 102-238.* No expiration.

Trust Services

Indian Rights Protection	28 U.S.C. 2415 (Statute of Limitations; The Indian Claims Limitation Act of 1982), 96 Stat. 1976, *P.L. 97-394*, *P.L. 98-250*. No expiration.
	16 U.S.C. 3101 (The Alaska National Interest Lands Conservation Act), 94 Stat. 2371, *P.L. 96-487*.
	43 U.S.C. 1601 (The Alaska Native Claims Settlement Act), 106 Stat. 2112-2125, *P.L. 92-203*.
	25 U.S.C. 3907 (Indian Lands Open Dump Cleanup Act of 1994), 108 Stat. 4164, *P.L. 103-399*. No expiration.
Navajo-Hopi Settlement	25 U.S.C. 640 et seq. (The Navajo-Hopi Settlement Act of December 22, 1974), *P.L. 93-531*; *P.L. 102-180*, 105 Stat 1230. Expires when President determines that its functions have been fully discharged.

General Administration

Administration	Chief Financial Officers Act, 104 Stat. 2838, *P.L. 101-576*.
Indian Gaming	25 U.S.C. 2701 et seq. (Indian Gaming Regulatory Act), 102 Stat. 2467, *P.L. 100-497*, 105 Stat. 1908, *P.L. 102-238*. No expiration.

CONSTRUCTION

Facility Construction	25 U.S.C. 631(2)(12)(14) (The Act of April 19, 1950), 64 Stat. 44, *P.L. 81-474*, 72 Stat. 834, *P.L. 85-740*. No expiration.
	25 U.S.C. 465 (The Act of June 18, 1934), 48 Stat. 984, *P.L. 73-383*. No expiration.
	25 U.S.C. 318a (The Act of May 26, 1928), *P.L. 70-520*, 45 Stat. 750. No expiration.
Road Construction	25 U.S.C. 104(b)(5)(A) (The Surface Transportation and Uniform Relocation Assistance Act of April 2, 1987), 101 Stat. 145, *P.L. 100-17*, as amended by 101 Stat. 1919, *P.L. 102-240*. No expiration.
	25 U.S.C. 204(b) and (c) (The Surface Transportation and Uniform Relocation Assistance Act of April 2, 1987), as amended by 101 Stat. 1919, *P.L. 102-240*. No expiration.
Resources Management	Navajo Indian Irrigation Project(Navajo Indian Irrigation Project: San Juan-Chama Project), 76 Stat. 96, *P.L.87-483*. No expiration.

INDIAN LAND AND WATER CLAIM SETTLEMENTS AND MISCELLANEOUS PAYMENTS TO INDIANS

White Earth Reservation Claims Settlement Act	25 U.S.C. 331 (The Act of March 24, 1986), 100 Stat. 61, *P.L. 99-264*. No expiration.

Old Age Assistance Claims Settlement Act	25 U.S.C. 2301 (The Act of October 19, 1984), 98 Stat. 2317, *P.L. 98-500.* No expiration.
Hoopa-Yurok	25 U.S.C. 1300i (Hoopa-Yurok Settlement Act) 102 Stat. 2924, *P.L. 100-580,* 25 U.S.C. 1721 et seq. (Settlement Act of 1980), 94 Stat. 1785, *P.L. 96-420.* No expiration.
Truckee-Carson-Pyramid Lake Water Rights Settlement	(Truckee Carson Pyramid Lake Water Rights Settlement Act), 104 Stat. 3294, *P.L. 101-618.* Appropriations authorized through 1997. No expiration.
Ute Indian Rights Settlement	(Reclamation Projects Authorization and Adjustment Act of 1992), 106 Stat. 4650, *P.L. 102-575.* Authorization for Bonneville Tribal Credit expires in 2043.
Rocky Boys	*P.L. 106-163,* Chippewa Cree Tribe of the Rocky Boy's Reservation Indian Reserved Water Rights Settlement and Water Supply Enhancement Act

MISCELLANEOUS PERMANENT APPROPRIATIONS & TRUST FUNDS

Claims and Treaty Obligations	Act of February 19, 1831
	Treaty of November 11, 1794
	Treaty of September 24, 1857
	Acts of March 2, 1889; June 10, 1896; June 21, 1906
	(Menominee Restoration Act), 87 Stat. 770, *P.L. 93-197*
O & M, Indian Irrigation Systems	25 U.S.C. 162a (The Act of November 4, 1983), 60 Stat. 895, *P.L. 98-146*
Power Systems, Indian Irrigation Projects	25 U.S.C. 162a (The Act of November 4, 1983), 60 Stat. 895, *P.L. 98-146,* 65 Stat. 254
Alaska Resupply Program	Act of February 20, 1942, 56 Stat. 95, *P.L. 77-457.* No expiration.

OPERATION AND MAINTENANCE OF QUARTERS

O & M, Quarters	5 U.S.C. 5911 (Federal Employees Quarters and Facilities Act of August 20, 1964), *P.L. 88-459, P.L. 98-473,* P.L. 100-446

INDIAN LOAN GUARANTY AND INSURANCE FUND

- INDIAN GUARANTEED LOAN PROGRAM ACCOUNT

INDIAN LOAN GUARANTY AND INSURANCE GUARANTEED LOAN LIQUIDATING ACCOUNT

TECHNICAL ASSISTANCE OF INDIAN ENTERPRISES

REVOLVING FUND FOR LOANS

INDIAN DIRECT LOAN PROGRAM ACCOUNT

REVOLVING FUND FOR LOANS DIRECT LOAN FINANCING

The credit accounts listed above include those authorized under the Indian Financing Act or newly authorized under the Credit Reform Act of 1990. These statutes are:

25 U.S.C. 1451 et seq. (The Indian Financing Act of April 12, 1974), *P.L. 93-262*, as amended by *P.L. 98-449* and *P.L. 100-442*. Ceiling on Guaranteed Loans of $500 million.

2 U.S.C. 661 (Budget Enforcement Act of 1990, Title V - The Federal Credit Reform Act of 1990), *P.L. 101-508, Section 1320*. No expiration.

Appropriation Language

DEPARTMENT OF THE INTERIOR

BUREAU OF INDIAN AFFAIRS

Operation of Indian Programs

For expenses necessary for the operation of Indian programs, as authorized by law, including the Snyder Act of November 2, 1921 (25 U.S.C. 13), the Indian Self-Determination and Education Assistance Act of 1975 (25 U.S.C 450 et seq.), as amended, the Education Amendments of 1978 (25 U.S.C. 2001-2019), and the Tribally Controlled Schools Act of 1988 (25 U.S.C. 2501 et seq.), as amended, [$1,670,444,000] $1,795,010,000, to remain available until September 30, [2001] 2002 except as otherwise provided herein, of which not to exceed [$93,684,000] $93,225,000 shall be for welfare assistance payments and notwithstanding any other provision of law, including but not limited to the Indian Self-Determination Act of 1975, as amended, not to exceed [$120,229,000] $128,732,000 shall be available for payments to tribes and tribal organizations for contract support costs associated with ongoing contracts, grants, compacts, or annual funding agreements entered into with the Bureau prior to or during fiscal year [2000] 2001, as authorized by such Act, except that tribes and tribal organizations may use their tribal priority allocations for unmet indirect costs of ongoing contracts, grants, or compacts, or annual funding agreements and for unmet welfare assistance costs; and up to $5,000,000 shall be for the Indian Self-Determination Fund which shall be available for the transitional cost of initial or expanded tribal contracts, grants, compacts or cooperative agreements with the Bureau under such Act; and of which not to exceed [$401,010,000] $439,132,000 for school operations costs of Bureau-funded schools and other education programs shall become available on July 1, [2000] 2001, and shall remain available until September 30, [2001] 2002; and of which not to exceed [$56,991,000] $78,242,000 shall remain available until expended for housing improvement, road maintenance, attorney fees, litigation support, self-governance grants, the Indian Self-Determination Fund, land records improvement, [and] the Navajo-Hopi Settlement Program, and the repair and renovation of adult care institutions: *Provided*, That notwithstanding any other provision of law, including but not limited to the Indian Self-Determination Act of 1975, as amended, and 25 U.S.C. 2008, not to exceed [$42,160,000] $46,300,000 within and only from such amounts made available for school operations shall be available to tribes and tribal organizations for administrative cost grants associated with the operation of Bureau-funded schools: *Provided further*, That any forestry funds allocated to a tribe which remain unobligated as of September 30, [2001] 2002, may be transferred during fiscal year [2002] 2003 to an Indian forest land assistance account established for the benefit of such tribe within the tribe's trust fund account: *Provided further*, That any such unobligated balances not so transferred shall expire on September 30, [2002] 2003. (*Department of the Interior and Related Agencies Appropriations Act, 2000, as enacted by section 1000(a)(3) of the Consolidated Appropriations Act, 2000 (P.L. 106-113)*.)

Appropriation Language

DEPARTMENT OF THE INTERIOR

BUREAU OF INDIAN AFFAIRS

ADMINISTRATIVE PROVISIONS

The Bureau of Indian Affairs may carry out the operation of Indian programs by direct expenditure, contracts, cooperative agreements, compacts and grants, either directly or in cooperation with States and other organizations.

Appropriations for the Bureau of Indian Affairs (except the revolving fund for loans, the Indian loan guarantee and insurance fund, and the Indian Guaranteed Loan Program account) shall be available for expenses of exhibits, and purchase of not to exceed 229 passenger motor vehicles, of which not to exceed 187 shall be for replacement only.

Notwithstanding any other provision of law, no funds available to the Bureau of Indian Affairs for central office operations [or], pooled overhead general administration (except facilities operations and maintenance) or provided to implement the recommendations of the National Academy of Public Administration's August 1999 report shall be available for tribal contracts, grants, compacts, or cooperative agreements with the Bureau of Indian Affairs under the provisions of the Indian Self-Determination Act or the Tribal Self-Governance Act of 1994 (Public Law 103-413).

In the event any tribe returns appropriations made available by this Act to the Bureau of Indian Affairs for distribution to other tribes, this action shall not diminish the Federal Government's trust responsibility to that tribe, or the government-to-government relationship between the United States and that tribe, or that tribe's ability to access future appropriations.

Notwithstanding any other provision of law, no funds available to the Bureau, other than the amounts provided herein for assistance to public schools under 25 U.S.C. 452 et seq., shall be available to support the operation of any elementary or secondary school in the State of Alaska.

Appropriations made available in this or any other Act for schools funded by the Bureau shall be available only to the schools in the Bureau school system as of September 1, 1996. No funds available to the Bureau shall be used to support expanded grades for any school or dormitory beyond the grade structure in place or approved by the Secretary of the Interior at each school in the Bureau school system as of October 1, 1995. Funds made available under this Act may not be used to establish a charter school at a Bureau-funded school (as that term is defined in section 1146 of the Education Amendments of 1978 (25 U.S.C. 2026)), except that a charter school that is in existence on the date of the enactment of this Act and that has operated at a Bureau-funded school before September 1, 1999, may continue to operate during that period, but only if the charter school pays to the Bureau a pro-rata share of funds to reimburse the Bureau for the use of the real and personal property (including buses and vans), the funds of the charter school are kept separate and apart from Bureau funds, and the Bureau does not assume any obligation for charter school programs of the State in which the school is located if the charter school loses such funding. Employees of Bureau-funded schools sharing a campus with a charter school and performing functions related to the charter school's operation and employees of a charter school shall not be treated as Federal employees for purposes of chapter 171 of title 28, United States Code (commonly known as the "Federal Tort Claims Act"). Not later than June 15, [2000] 2001, the Secretary of the Interior shall evaluate the effectiveness of Bureau-funded schools sharing facilities with charter schools in the

manner described in the preceding sentence and prepare and submit a report on the finding of that evaluation to the Committees on Appropriations of the Senate and of the House.

[The Tate Topa Tribal School, the Black Mesa Community School, the Alamo Navajo School, and other Bureau-funded schools subject to the approval of the Secretary of the Interior, may use prior year school operations funds for the replacement or repair of Bureau of Indian Affairs education facilities which are in compliance with 25 U.S.C. 2005(a) and which shall be eligible for operation and maintenance support to the same extent as other Bureau of Indian Affairs education facilities: *Provided*, That any additional construction costs for replacement or repair of such facilities begun with prior year funds shall be completed exclusively with non-Federal funds.] (*Department of the Interior and Related Agencies Appropriations Act, 2000, as enacted by section 1000(a)(3) of the Consolidated Appropriations Act, 2000 (P.L. 106-113)*.)

Justification of Proposed Language Changes
BUREAU OF INDIAN AFFAIRS
Operation of Indian Programs

1. Addition: "and the repair and renovation of adult care institutions"

This language will authorize the Bureau to expend funds for the purpose of repairing and renovating adult care institutions.

2. Addition: "or provided to implement the recommendations of the National Academy of Public Administration's August 1999 report"

This language will authorize the Bureau to retain funds to implement the recommendations contained in the National Academy of Public Administration's report on the Bureau's management and administration operations.

3. Deletion: "The Tate Topa Tribal School, the Black Mesa Community School, the Alamo Navajo School, and other Bureau-funded schools subject to the approval of the Secretary of the Interior, may use prior year school operations funds for the replacement or repair of Bureau of Indian Affairs education facilities which are in compliance with 25 U.S.C. 2005(a) and which shall be eligible for operation and maintenance support to the same extent as other Bureau of Indian Affairs education facilities: *Provided*, That any additional construction costs for replacement or repair of such facilities begun with prior year funds shall be completed exclusively with non-Federal funds."

This provision is deleted because the proviso was intended to be a one-time authority. Furthermore, the Department did not support this Congressional provision. Schools should focus their already limited resources on securing technical assistance, providing ongoing, sustained professional development activities, hiring qualified staff, and upgrading student teaching tools. While school construction funding is also limited, this provision may simply shift unmet needs between two programs that both benefit children.

SUMMARY OF REQUIREMENTS
OPERATION OF INDIAN PROGRAMS
(Dollar Amounts in Thousands)

Activities, Subactivities,	FY 1999 Enacted		FY 2000 Enacted		Uncontrollable and Related Changes		Program Changes		FY 2001 President's Budget Request		Increase/Decrease From 2000	
	FTE	Amount	FTE	Amount	FTE	Changes	FTE	Amount	FTE	Amount	FTE	Amount
Tribal Priority Allocations												
Tribal Government	104	347,782	107	352,899		12,188		9,547	107	374,634	0	21,735
Human Services	130	151,379	130	149,511		(691)		17,144	130	165,964	0	16,453
Education	3	52,675	3	50,867		(1,073)		2,868	3	52,662	0	1,795
Public Safety and Justice	1	4,220	1	1,384		(20)		0	1	1,364	0	(20)
Community Development	322	39,240	322	39,698		(785)	20	5,050	342	43,963	20	4,265
Resources Management	629	53,547	629	54,595		726		0	629	55,321	0	726
Trust Services	698	27,631	705	28,605		1,329	189	13,789	894	43,723	189	15,118
General Administration	322	22,284	322	23,164		385		0	322	23,549	0	385
Standard Assessment Methodology Work Group		250				0				0		0
Subtotal, Tribal Priority Allocations	2,209	699,008	2,219	700,723		12,059	209	48,398	2,428	761,180	209	60,457
Other Recurring Programs												
Education	2,940	507,397	2,733	502,216		10,090	60	32,467	2,793	544,773	60	42,557
Resources Managment	8	34,642	8	39,830		(98)		(2,548)	8	37,184		(2,646)
Subtotal, Other Recurring Programs	2,948	542,039	2,741	542,046		9,992	60	29,919	2,801	581,957	60	39,911
Non-Recurring Programs												
Tribal Government		250		249		8		0		257	0	8
Community Development		100		0		0	2	2,000	2	2,000	2	2,000
Resources Management	75	30,912	75	31,710		407		(689)	75	31,428	0	(282)
Supplemental Appropriation P.L. 106-31)		1,136										
Trust Services	107	32,888	75	32,272		148		5,300	75	37,720	0	5,448
Subtotal, Non-Recurring Programs	182	65,286	150	64,231		563	2	6,611	152	71,405	2	7,174
Central Office Operations												
Tribal Government	27	2,628	23	3,068	(13)	(461)		0	10	2,607	(13)	(461)
Human Services	7	866	11	1,289		10		0	11	1,299	0	10
Community Development	9	837	9	849		19		0	9	868	0	19
Resources Management	37	3,108	37	3,371		56		0	37	3,427	0	56
Trust Services	26	2,363	26	2,105		37	3	500	29	2,642	3	537
General Administration	334	36,230	364	41,955	13	1,066	50	4,000	427	47,021	63	5,066
Subtotal, Central Office Operations	440	45,739	470	52,637	0	727	53	4,500	523	57,864	53	5,227
Regional Office Operations												
Tribal Government	15	1,354	15	1,424		(59)		0	15	1,365	0	(59)
Human Services	34	3,263	34	2,997		26		0	34	3,023	0	26
Community Development	12	805	12	829		(6)		0	12	823	0	(6)
Resources Management	44	3,175	44	3,225		82		0	44	3,307	0	82
Trust Services	174	10,710	174	9,568		275	157	13,700	331	23,543	157	13,975
General Administration	325	23,633	322	24,198		535		0	322	24,733	0	535
Subtotal, Regional Office Operations	604	42,940	601	42,241		853	157	13,700	758	56,794	157	14,553
Special Programs and Pooled Overhead												
Education	200	14,258	200	15,298		300		0	200	15,598	0	300
Public Safety and Justice	751	98,558	841	141,165		2,824	75	16,115	916	160,104	75	18,939
Community Development	15	3,916	15	4,142		82		829	15	5,053	0	911
Resources Management		1,320		1,314		0		0		1,314	0	0
General Administration	163	72,196	163	75,738		4,503		3,500	163	83,741	0	8,003
Subtotal, Special Programs and Pooled Overhead	1,129	190,248	1,219	237,657		7,709	75	20,444	1,294	265,810	75	28,153
TOTAL Operation of Indian Programs	7,512	1,585,553	7,400	1,639,535	0	31,903	556	123,572	7,956	1,795,010	556	155,475

Summary of Requirements
(Dollar amounts in thousands)

Appropriations: Operation of Indian Programs (OIP)

	Amount	*FTE*	Amount
FY 2000 Enacted		***8,105***	**1,639,535**
Additional cost in 2001 of the January 2000 Pay Raise	6,308		
Additional cost in 2001 of the January 2001 Pay Raise	17,903		
DOD Comparability Teacher Pay Raise	4,731		
One-Less Pay Day	(1,301)		
Intra-Governmental Payments	933		
Workers Compensation Payments	(83)		
GSA Rentals	3,412		
Total, Uncontrollable Changes			**31,903**
Program Changes		*576*	123,572
Total Requirements (2001 Request)		***8,681***	**1,795,010**

	2000 Enacted	2001 Request
Justification of Uncontrollable Changes		
Internal Transfers		
Each year, the Bureau includes a number of internal transfers in the budget for a variety of reasons, including changes recommended or requested in the continuing refinements of the Joint Tribal/DOI/BIA Reorganization Task Force. Transfers are also reflected as additional Tribes enter into self-governance compacts pursuant to the Indian Self-Determination and Education Act Amendments (*Public Law 103-413*). These transfers do not imply a change in program activity. They are merely a rearrangement of where activities are reflected in the Bureau's budget. Details concerning these transfers are provided below.		
Transfer funds to/from various programs within Tribal Priority Allocations to reflect Tribal reprioritization and subsequent redistribution of the base funding within programs as directed by Tribes and agencies as a result of Indian Self-Determination and the associated authority to spend base funds to best meet the specific needs of individual Tribal organizations.		±3,790
Transfer funds from various programs to/from Tribal Priority Allocations for Self Governance Compacts, pursuant to Title III of the Indian Self Determination and Education Assistance Act (Public Law 103-413).		±1,050
Transfer funds from Tribal Priority Allocations/Other Aid to Tribal Government to Special Programs and Pooled Overhead/Law Enforcement Initiative as requested by the Tribe, Ysleta del Sur Pueblo.		±255
Transfer funds from Special Programs and Pooled Overhead/Law Enforcement Initiative to Tribal Priority Allocations/Other Aid to Tribal Government for the Pueblo of Nambe to correct funds erroneously identified as part of the Law Enforcement consolidation transfer effected in FY 1999.		±54
Transfer funds from within Tribal Priority Allocations/New Tribes to Other Aid to Tribal Government to reflect pay costs associated with new Tribes funding ($31) and transfer of funding for Delaware Tribe ($159) upon completion of the three years in the New Tribes program.		±190
Transfer funds from within Tribal Priority Allocations/Other Aid to Tribal Government to reflect the identification of funds in the reinstated line item, Consolidated Tribal Government Program.		±51,973
Transfer funds from Regional Office Operations/Community Development/Adult Vocational Training to Tribal Priority Allocations/Community Development/Job Placement and Training to reflect the realignment of costs between the Alaska Region Direct Operations and the Alaska TPA Field Operations.		±35
Transfer funds from within Tribal Priority Allocations/Trust Services, Real Estate Services to the new line item, Probate, to reflect base funds used to carry out probate functions.		±1,408
Within Central Office Operations, transfer funds from Tribal Government/Community Services, General to General Administration/Administrative Services to reflect the transfer of administrative authority for the Security Program from the Office of Tribal Services to the Office of Management and Administration.		±500

	2000 Enacted	2001 Request
Within Central Office Operations/General Administration, transfer funds from Executive Direction & EEO to Indian Gaming to cover the shortfall in salary costs for the position of the Director, a Senior Executive Service position.		±146
Within Central Office Operations/General Administration, transfer funds from ADP Central Program Management to Administrative Services to reflect the administrative authority of funds for Records Management.		±498
Transfer funds to/from various programs within Regional Office Operations to reflect the program reprioritizations and subsequent redistributions of program base funding as established by Regional Directors and approved by the Tribes in the respective servicing area.		±136
Transfer funds within Regional Office Operations/Trust Services from Land Records Improvement (LRI) to Land Titles & Records Offices (LTRO) to better reflect the past usage of funds from LRI to LTRO.		±3,257
Additional cost in 2001 of the January 2000 Pay Raise		+6,308
Additional cost in 2001 of the January 2001 Pay Raise		+17,903
The January 2001 pay raise amount cited was calculated before the Presidential Policy pay raise amount was available to the Department of the Interior. In total, the sum of the amounts above for pay raise costs is nearly the same as the correct amount. The amounts above offset the equivalent of a 4.025 percent for the full fiscal year rather than 3.975 percent, that is, they are 0.05 percent too high. The amounts above are based on raises of 4.4 percent and 3.9 percent respectively, rather than the actual 4.8 percent for January 2000 and the President's requested 3.7 percent for January 2001. The Office of Budget will compile the correct amounts and provide them to the Appropriations Subcommittees and post them on its website (www.doi.gov/budget) soon after the release of the President's budget request.		
DOD Comparability Teacher Pay Raise		+4,731
This adjustment is for an additional $4,731,000 needed in 2001 to fund the Department of Defense comparability pay increase for teacher salaries in the 2001-02 school year. Pursuant to 25 U.S.C. 2011, Bureau contract teacher salaries are based on rates paid by DOD. The total amount includes an adjustment of $2,318,000 for teachers in Bureau-funded schools operated under contracts and grants, in accordance with *Public Law 93-638*, as amended.		
One-Less Pay Day		(1,301)
This adjustment is to reflect the amount contributable to one less pay day.		

	2000 Enacted	2001 Request
Intra-Governmental Payments		933
This adjustment is required to support an increase for consolidated reimbursable support agreements in the Working Capital Fund ($689,000) as recommended by the Chief Financial Officers' Council and an increase for the PAYPERS ($244,000) for employee personnel requirements.		
Workers Compensation Payments		(83)
This adjustment is required to reflect changes in the costs of compensating injured employees and dependents of employees who suffered accidental deaths while on duty.		
GSA Rentals		3,412
An additional $3,412,000 is needed in 2001 to address the existing shortfall in the growing uncontrollable cost of GSA rental charges which the Bureau can no longer absorb. Increased costs are due to increased rents on GSA-controlled property and the expansion of Bureau space requirements due to expanded programs such as the Law Enforcement Initiative and the Trust Funds Improvement Project efforts.		

ACCOUNT OBJECT CLASS INFORMATION
OPERATION OF INDIAN PROGRAMS
(Dollar Amounts in Thousands)

Object Classification by Activity	FY 2000 Enacted FTE	FY 2000 Enacted Amount	Uncontrollable and Related Changes FTE	Uncontrollable and Related Changes	Program Changes FTE	Program Changes Amount	FY 2001 President's Budget Request FTE	FY 2001 President's Budget Request Amount	Increase/Decrease From 2000 Enacted FTE	Increase/Decrease From 2000 Enacted Amount
Tribal Priority Allocations	*2,219*	700,723		12,059	*209*	48,398	*2,428*	761,180	*209*	60,457
11.1 Full-time permanent		99,496		11,175		9,371		120,042		20,546
12.1 Civilian personnel benefits		27,859				2,624		30,483		2,624
21.0 Travel and transportation of persons		2,985				281		3,266		281
22.0 Transportation of things		746				70		816		70
25.2 Other contractual services		364,904		884		35,489		401,277		36,373
26.0 Supplies and materials		2,985				281		3,266		281
31.0 Equipment		2,985				281		3,266		281
41.0 Grants subsidies and contributions		198,765						198,765		0
Total		700,723		12,059		48,398		761,180		60,457
Other Recurring Programs	*2,741*	542,046		9,992	*60*	29,919	*2,801*	581,957		39,911
11.1 Full-time permanent		122,901		6,477		2,690		132,068		9,167
12.1 Civilian personnel benefits		34,412				753		35,166		753
21.0 Travel and transportation of persons		3,687				23		3,710		23
22.0 Transportation of things		922				1		922		1
25.2 Other contractual services		106,371		(918)		26,291		131,744		25,373
26.0 Supplies and materials		3,687				81		3,768		81
31.0 Equipment		6,145				81		6,226		81
41.0 Grants subsidies and contributions		263,921		4,433				268,354		4,433
Total		542,046		9,992		29,919		581,957		39,911
Non-Recurring Programs	*150*	64,231		563	*2*	6,611	*152*	71,405	*2*	7,174
11.1 Full-time permanent		6,726		228		90		7,043		318
12.1 Civilian personnel benefits		1,883				25		1,908		25
21.0 Travel and transportation of persons		202				3		204		3
22.0 Transportation of things		50				1		51		1
25.2 Other contractual services		40,618		335		4,487		45,441		4,822
26.0 Supplies and materials		202				3		204		3
31.0 Equipment		202				3		204		3
41.0 Grants Subsidies and contributions		14,348				2,000		16,348		2,000
Total		64,231		563		6,611		71,405		7,174

ACCOUNT OBJECT CLASS INFORMATION
OPERATION OF INDIAN PROGRAMS
(Dollar Amounts in Thousands)

Object Classification by Activity	FY 2000 Enacted FTE	FY 2000 Enacted Amount	Uncontrollable and Related Changes FTE	Uncontrollable and Related Changes	Program Changes FTE	Program Changes Amount	FY 2001 President's Budget Request FTE	FY 2001 President's Budget Request Amount	Increase/Decrease From 2000 Enacted FTE	Increase/Decrease From 2000 Enacted Amount
Central Office Operations	***470***	52,637	***0***	727	***53***	4,500	***523***	57,864	***53***	5,227
11.1 Full-time permanent		27,852		727		3,141		31,719		3,868
12.1 Civilian personnel benefits		7,798				879		8,678		879
21.0 Travel and transportation of persons		1,000				94		1,094		94
22.0 Transportation of things		2,000				236		2,236		236
25.2 Other contractual services		12,316						12,316		0
26.0 Supplies and materials		836				56		891		56
31.0 Equipment		836				94		930		94
Total		52,637		727		4,500		57,864		5,227
Regional Office Operations	***601***	42,241		853	***157***	13,700	***758***	56,794	***157***	14,553
11.1 Full-time permanent		26,948		899		7,040		34,886		7,939
12.1 Civilian personnel benefits		7,545				1,971		9,516		1,971
21.0 Travel and transportation of persons		808				211		1,020		211
22.0 Transportation of things		20				528		548		528
25.2 Other contractual services		4,000		(46)		2,328		6,281		2,282
26.0 Supplies and materials		808				211		1,020		211
31.0 Equipment		808				211		1,020		211
41.0 Grants subsidies and contributions		1,303				1,200		2,503		1,200
Total		42,241		853		13,700		56,794		14,553
Special Programs/ Pooled Overhead	***1,219***	237,657		7,709	***75***	20,444	***1,294***	265,810	***75***	28,153
11.1 Full-time permanent		54,658		1,703		3,363		59,723		5,066
12.1 Civilian personnel benefits		17,940				1,009		18,949		1,009
21.0 Travel and transportation of persons		1,640				101		1,741		101
22.0 Transportation of things		410				25		435		25
23.1 Rental Payments to GSA		19,397		3,412				22,809		3,412
23.3 Communications, Utilities, and Miscellaneous charge		9,314						9,314		0
25.4 Operation and Maintenance of Facilities		9,082						9,082		0
25.2 Other contractual services		116,464		2,594		15,744		134,803		18,338
26.0 Supplies and materials		1,640				101		1,741		101
31.0 Equipment		1,640				101		1,741		101
41.0 Grants subsidies and contributions		5,473						5,473		0
Total		237,657		7,709		20,444		265,810		28,153

ACCOUNT OBJECT CLASS INFORMATION
OPERATION OF INDIAN PROGRAMS
(Dollar Amounts in Thousands)

Object Classification by Activity	FY 2000 Enacted FTE	FY 2000 Enacted Amount	Uncontrollable and Related Changes FTE	Uncontrollable and Related Changes	Program Changes FTE	Program Changes Amount	FY 2001 President's Budget Request FTE	FY 2001 President's Budget Request Amount	Increase/Decrease From 2000 Enacted FTE	Increase/Decrease From 2000 Enacted Amount
TOTAL Operation of Indian Programs	**7,400**	**1,639,535**	**0**	**31,903**	**556**	**123,572**	**7,956**	**1,795,010**	**556**	**155,475**
11.1 Full-time permanent		338,579		21,209		25,694		385,482		46,903
12.1 Civilian personnel benefits		97,438		0		7,262		104,700		7,262
21.0 Travel and transportation of persons		10,322		0		713		11,035		713
22.0 Transportation of things		4,148		0		860		5,008		860
23.1 Rental Payments to GSA		19,397		3,412				22,809		3,412
23.3 Communications, Utilities, and Miscellaneous charge		9,314						9,314		0
25.2 Other contractual services		644,673		2,849		84,339		731,862		87,188
25.4 Operation and Maintenance of Facilities		9,082						9,082		0
26.0 Supplies and materials		10,157		0		733		10,890		733
31.0 Equipment		12,615		0		771		13,386		771
41.0 Grants Subsidies and contributions		483,809		4,433		3,200		491,442		7,633
Total		1,639,535		31,903		123,572		1,795,010		155,475

Activity Summary

(Dollar amounts in thousands)

Activity: Tribal Priority Allocations

Subactivity		2000 Enacted To Date	Uncontrollable and One-Time Changes	Program Changes	2001 Budget Request	Change From 2000
Tribal Government	$(000)	352,899	12,188	9,547	374,634	21,735
	FTE	*107*	*0*	*0*	*107*	*0*
Human Services	$(000)	149,511	-691	17,144	165,964	16,453
	FTE	*130*	*0*	*0*	*130*	*0*
Education	$(000)	50,867	-1,073	2,868	52,662	1,795
	FTE	*3*	*0*	*0*	*3*	*0*
Public Safety and Justice	$(000)	1,384	-20	0	1,364	-20
	FTE	*1*	*0*	*0*	*1*	*0*
Community Development	$(000)	39,698	-785	5,050	43,963	4,265
	FTE	*322*	*0*	*20*	*342*	*20*
Resources Management	$(000)	54,595	726	0	55,321	726
	FTE	*629*	*0*	*0*	*629*	*0*
Trust Services	$(000)	28,605	1,329	13,789	43,723	15,118
	FTE	*705*	*0*	*189*	*894*	*189*
General Administration	$(000)	23,164	385	0	23,549	385
	FTE	*322*	*0*	*0*	*322*	*0*
Total Requirements	$(000)	700,723	12,059	48,398	761,180	60,457
	FTE	*2,219*	*0*	*209*	*2,428*	*209*

Activity: Tribal Priority Allocations
Subactivity: Tribal Government

Program Element		2000 Enacted To Date	Uncontrollable and One-Time Changes	Program Changes	2001 Budget Request	Change From 2000
Other Aid to Tribal Government	$(000)	93,934	-48,723	0	45,211	-48,723
	FTE	*86*	*0*	*0*	*86*	*0*
Consolidated Tribal Government Program	$(000)	0	51,973	0	51,973	51,973
Self Governance Compacts	$(000)	122,178	8,611	0	130,789	8,611
New Tribes	$(000)	510	-166	0	344	-166
	FTE	*2*	*0*	*0*	*2*	*0*
ISD Fund (New/Expanded Contracts)	$(000)	5,000	-5,000	5,000	5,000	0
Contract Support	$(000)	120,229	5,256	3,247	128,732	8,503
Tribal Courts	$(000)	11,048	237	1,300	12,585	1,537
	FTE	*19*	*0*	*0*	*19*	*0*
Total Requirements	$(000)	352,899	12,188	9,547	374,634	21,735
	FTE	*107*	*0*	*0*	*107*	*0*

Other Aid to Tribal Government

Program Description ($93,934,000; FTE 86): Through this program, the Bureau provides technical assistance to Tribal governments and Tribal organizations in strengthening their capacities to contract Bureau programs. These efforts support the Bureau's goal to provide Tribes with the resources they need to foster strong and stable Tribal governments and exercise their authority as sovereign nations. Program assistance is provided in such areas as legislative and policy matters, administrative processes, judgment awards, Tribal membership rolls, Secretarial elections, approval and monitoring of Tribal attorney contracts, comprehensive planning and priority setting, and economic development initiatives. Assistance is also provided in fostering partnerships with other governments, such as State and local governments and other Federal agencies.

In addition, in accordance with the Bureau's Annual Performance Plan to promote Indian self-determination, the Bureau provides technical assistance to Tribal governments in the assumption of new programs and the operation of existing contracted programs by providing training and monitoring. The Bureau's field locations exercise local delegated authority to approve and award new and expanded contract awards and monitor existing contracted programs.

Where established, staff administer courts of Indian offenses; request waivers of 25 CFR Part 11 when deemed appropriate; ensure an orderly transfer of records and functions when reassumed by Tribes; retain prosecutors and public defenders to aid the courts in the fair and orderly administration of justice; and appoint magistrates when concurring Tribal resolutions are received.

The following table reflects activities performed by Bureau Agency and Regional Tribal operations personnel in the performance of core residual functions:

Category	FY 1999 Actual	FY 2000 Estimate	FY 2001 Estimate
Results of Research - Judgments & Claims	9	11	12
Judgment Fund Distribution Plans/Legislation	42	50	64
Judgment Fund Distribution/Payment Rolls	22	36	31
Tribal Membership & Census Rolls	83	85	78
Certificates of Degree of Indian Blood	239,036	285,010	143,060
Enrollment & CDIB Appeals	582	1,467	1,464
Constitutional Review	100	121	120
Final Action - Constitution	36	70	84
Review Liquor Control Ordinance	22	34	38
Review Codes & Ordinances	614	634	632
Final Action - Code & Ordinance	151	190	188
Charter Review	20	30	33
Final Action - Charter	18	27	30
Secretarial Elections Authorized	55	65	66
Secretarial Elections Held	49	66	61
Approval & Payment of Attorney Contracts	546	660	666
Final Determination of Appeals	101	463	348
Section 81 Contracts (Non-Gaming)	145	167	170
Tribal Budget - Proceeds of Labor	36	37	37
Tribal Budget - Trust Assets	100	91	81
Tribal Operating Budget	150	155	164
Administer Courts of Indian Offenses	12	14	13
Assistance to Newly Recognized Tribes (person hours)	363	462	464
Technical Assistance & Public Inquires (person hours)	85,254	92,840	91,300

Despite limited resources and staffing, the level of performance of Bureau Tribal operations staff has in general increased in these core functions.

Consolidated Tribal Government Program

Program Description: This program promotes Indian self-determination and improves the quality of life of Tribal communities by allowing Tribes to combine various contracted programs and/or grants of a similar or compatible nature. For example, Scholarships, Johnson O'Malley, Adult Education, and Job Placement and Training could be combined under a single Consolidated Tribal Government Program (CTGP) contract for education and training. This allows Tribal contractors

greater flexibility in planning their programs and meeting the needs of their people. The simplified contracting procedures (i.e., reduced paperwork and reporting requirements) and reduction of Tribal administrative costs allow for increased services under these contracts. The CTGP supports the Annual Performance Plan goal of providing Tribes with the resources they need to foster strong and stable Tribal Governments and exercise their authority as sovereign nations. The display in the Appendix shows the distribution of funds for programs within the CTGP by Tribe.

Self Governance Compacts

Program Description ($122,178,000): The Self Governance Compacts program implements the Tribal Self-Governance Act of 1994, *Public Law 103-413*, by providing funding to new and existing self-governance Tribes so they can plan, conduct, consolidate, and administer programs, services, functions, and activities for Tribal citizens according to priorities established by their Tribal governments. This is in support of the Annual Performance Plan goal of minimizing impediments to Tribal contracting, compacting and grants. Under Tribal self-governance, Tribes have greater control and flexibility in the use of these funds, reduced reporting requirements from *Public Law 93-638* contracting Tribes, and authority to redesign or consolidate programs, services, functions, and activities. In addition, self-governance Tribes can reallocate funds during the year and carryover unspent funds to the next fiscal year. As a result, they can more efficiently and effectively use the funds to address the unique Tribal conditions and circumstances. Self-governance Tribes are subject to annual trust evaluations to monitor the performance of trust functions they perform. They are also subject to annual audits pursuant to the Single Audit Act Amendments *(Public Law 104-156)* and OMB Circular A-133. The table below summarizes Tribal participation in self-governance since 1991.

Participation[2]	FY 1991	FY 1992	FY 1993	FY 1994	FY 1995	FY 1996	FY 1997	FY 1998	FY 1999	FY 2000 Est.	FY 2001 Est.
Number of annual funding agreements	7	16	18	28	29	53	60	64	67	75	85
Number of Tribes covered under annual funding agreements	7	51	53	95	96	190	202	206	210	218 (Est)	228 (Est)
Obligations ($000) awarded under annual funding agreements	27,100	49,000	60,700	123,500	133,200	157,200	169,200	199,300	211,000 (Est.)	240,000 (Est.)	280,000 (Est.)

Higher budget amounts are due to an increase in the number of Tribes participating in the program and the subsequent base transfers of negotiated amounts from within Tribal Priority Allocations (TPA), Other Recurring Programs, and Regional Office Operations to their self-governance TPA bases. These funds are negotiated on the same basis as funds provided to Tribes contracting under Title I of *Public Law 93-638*, as amended. Self-governance Tribes are subject to the same incremental adjustments of base funding as non-compacting Tribes. The display included in the Appendix shows the distribution of the total FY 2001 request for each self-governance Tribe/consortium.

[2]The number of annual funding agreements differs from the number of participating Tribes since consortia of Tribes, specifically in the State of Alaska, have one agreement that serves numerous Tribes.

The FY 2001 request supports 85 annual funding agreements negotiated by the Office of Self-Governance, involving 228 Tribes and 10 Tribal organizations and reflects an anticipated growth of 10 additional Tribes from FY 2000 levels. The FY 2001 increase also reflects estimates of road construction funds from the Federal Highway Administration to be included in Self-Governance agreements for the first time as authorized by the Transportation Equity Act for the 21st Century, *Public Law 105-178.*

New Tribes

Program Description ($510,000; FTE 2): The program provides support to newly acknowledged Tribes and Tribal governments and to Regions and Agencies to provide support services for these Tribes. These efforts are in line with the Bureau's goal of providing Tribes with the resources they need to foster strong and stable Tribal governments and exercise their authority as sovereign nations. This program provides $160,000 in base funding for new Tribes with less than 1,500 members to establish and carry out the day-to-day responsibilities of a Tribal government. For Tribes with a population of 1,501 to 3,000 members, an amount of $320,000 would be recommended. For new Tribes with more than 3,000 members, the funding level would be determined on a case-by-case basis.

Once a Tribe attains Federal recognition, it usually remains in the "New Tribes" category for three years. By the third year, new Tribal governments will have built government systems and set funding priorities that address the needs of their communities. Funds are then shifted from the New Tribes program into the Tribes' base, usually to Other Aid to Tribal Government.

Existing Tribes participating in the program in fiscal years 1999 through 2001 and funding provided include the following:

Tribe/Agency	FY 1999 Funding 3rd Year	FY 2000 Funding	FY 2001 Funding
Ione Miwuk	167,700	[moved to base]	
Eastern Regional Office	77,000	[moved to base]	
Pacific Regional Office	77,000	[moved to base]	
Paskenta	167,700	[moved to base]	
Auburn	168,700	[moved to base]	
Michigan Agency	77,000	[moved to base]	
Jena Choctaw	164,200	[moved to base]	
Samish	308,700	[moved to base]	
Northwest Regional Office	76,000	[moved to base]	
	2nd Year	3rd Year	
Osage Nation	160,000	[moved to base]	
Delaware Nation	163,000	162,000	[moved to base]
		1st Year	2nd Year
Match-e-be-nash-she-wish Band of Potawatomi		160,000	160,000
Snoqualmie		160,000	160,000
Pay Cost		28,000	24,000
Total	1,607,000	510,000	344,000

Indian Self-Determination Fund

Program Description ($5,000,000): The goal of this program is to provide Tribes with the resources they need to foster strong and stable Tribal governments and exercise their authority as sovereign nations.

The Indian self-determination fund stabilizes the Contract Support Fund by ensuring that existing contractors are not adversely impacted when new or expanded contracts are awarded. Funds are used by Tribal contractors to meet indirect and start-up costs for new or expanded Tribal contracts, compacts, grants, or cooperative agreements with the Bureau under the provisions of the Indian Self-Determination Act, *Public Law 93-638*, as amended. Funds appropriated for new and expanded Tribal contracts are annually transferred to the Contract Support Fund line item and a request is made each year for the next fiscal year's new and expanded contracts.

In FY 1999, the Congress imposed a one-year moratorium on new and expanded contracting and compacting, under the authority of *Public Law 93-638*, as amended. Due to the moratorium, it is estimated that more than 70 new or expanded contracts will receive contract support from the Fund in FY 2000. The Fund is administered on a first-come, first-serve basis.

Contract Support

Program Description ($120,229,000): This program strengthens and stabilizes the administrative structures of Tribes and Tribal organizations currently contracting and/or compacting under the authority of *Public Law 93-638*, as amended, which authorizes Federally recognized Tribes to contract or compact programs currently operated by the Bureau. This program supports the goal of providing Tribes with the resources they need to foster strong and stable Tribal governments and exercise their authority as sovereign nations. Tribes that exercise this authority are entitled to receive the total amount of funding used by the Bureau in operating the program being contracted. In addition to program funding, *Public Law 93-638*, Sec. 106(a)(2), requires the Bureau to pay Tribal contractors contract support costs which includes Tribal indirect costs. These costs reflect Tribal contractors' administrative or overhead expenses and are determined through negotiation(s) between a Tribal contractor and the Office of the Inspector General (OIG), which results in a Tribal indirect cost rate expressed in a percentage of the amount contracted. The Bureau is not a participant during the negotiations between the OIG and the Tribes.

In FY 1999, the Bureau exceeded its Annual Performance Plan goal for Contract Support by 5 percent, providing about 88 percent of Tribes' indirect costs. This percentage also represents an increase of eight percent above the FY 1998 funding level. Funding that is appropriated for new and expanded Tribal contracts under the Indian Self-Determination Fund line item is transferred annually to the Contract Support Fund line item the following year. The capability of Tribal contractors to manage and administer contracts is impaired when full funding of indirect costs is not provided. Contract support funds are utilized by Tribal contractors to pay a wide range of administrative and management costs including but not limited to finance, personnel, maintenance, insurance, utilities, audits, communications, and vehicle costs. Inadequate funding of these costs weakens Tribal administrative structures that provide support for the direct delivery of program services.

The following table summarizes the Contract Support requirements and appropriated funds:

	1999 Actual	2000 Estimate	2001 Estimate
Total Need ($000)	130,299	134,047	145,638
Amount Funded ($000)	114,891	120,229	128,732
Percent Funded	88	90	88
Shortfall ($000)	15,408	13,818	16,906
Percent Shortfall	12	10	12

Tribal Courts

Program Description ($11,048,000; FTE 19): This program enables Tribes to exercise their rights as sovereign nations by establishing and maintaining their own civil and criminal codes in accordance with local Tribal customs and traditions. More than 250 Tribal justice systems and Courts of Indian Offenses (serving 40 Tribes) are supported by these funds. The program also supports the Bureau's goal to foster strong and stable Tribal governments so they can exercise their authority as sovereign nations.

Limited funding has delayed the development of Tribal justice systems by many Tribes while new Federal initiatives (i.e., welfare reform and community policing) have increased the demands on Tribal justice systems. It is expected also that the courts will experience a dramatic increase in caseload due to the efforts under the *Presidential Initiative on Law Enforcement in Indian Country*. With increased law enforcement resources being provided in FY 1999 and FY 2000, Tribal courts are beginning to face increased caseloads. Taking criminals off the street does little good if Tribal governments do not have the judicial foundation or resources required to execute their role in decreasing crime.

Tribes utilize these funds for salaries and related administrative costs of judges, prosecutors, defenders, clerks of courts, probation officers, juvenile officers, and other court support staff in the operation of Tribal justice systems and Courts of Indian Offenses. Tribal justice systems exercise civil and criminal jurisdiction in accordance with Tribal customs, traditions, and Tribal law and order codes. Unless otherwise provided by Tribal resolution, Courts of Indian Offenses enforce the criminal and civil provisions found in 25 CFR Part 11. Bureau staff provide support and technical assistance to Courts of Indian Offenses and Tribal justice personnel on matters relating to the development, management and administration of Indian justice systems.

Justification of Program Changes

Program Element		2001 Budget Request	Program Changes (+/-)
Indian Self-Determination Fund	$(000)	5,000	+5,000
Contract Support	$(000)	128,732	+3,247
Tribal Courts	$(000)	12,585	+1,300
	FTE	*19*	*0*
Total Requirements	$(000)	146,317	9,547
	FTE	*19*	*0*

Indian Self-Determination Fund (+$5,000,000): The ISD Fund encourages and supports Tribal contracting and or compacting and addresses the goal of providing Tribes with the resources they need to promote and support Tribal sovereignty. This request will replenish the ISD Fund to support more than 50 new or expanded Tribal contracts. Funds will be distributed to Tribal contractors on a first-come, first serve basis. Tribal contractors will receive funds for contract start-up cost and full indirect cost funding to ensure the success of the contracted program in its initial year. After the initial year, the new Tribal contractors/contracts will receive their indirect costs from the Contract Support Fund line item.

Contract Support Funds (+$3,247,000): Contract Support Funds (CSF) encourage Tribal contracting and/or compacting and addresses the goal of providing Tribes with the resources they need to promote and support Tribal sovereignty. CSF is a key factor which will contribute to increased Tribal contracting and Indian Self-Determination. It is estimated that the $128.7 million requested for FY 2001 will pay Tribal contractors approximately 88 percent of their need for contracting Bureau programs. The Bureau anticipates a funding shortfall in FY 2001 of approximately $16.9 million (an estimated 12 percent) in payments to Tribal contractors.

Tribal Courts (+$1,300,000): The additional $1.3 million will provide initial funding to Tribes for implementation of *Public Law 103-176*, the Indian Tribal Justice Act. The Act will need to be reauthorized prior to FY 2001. Funds may be used for planning, development and operation of Tribal justice systems, including employment, training, research, code development, records management, and innovative and culturally relevant programs as authorized by the Act. The Act was passed in 1993 and has received considerable attention in the Congress. Hearings have been held on the Act with Bureau officials testifying on efforts to implement its provisions; the Congress has continually urged the Bureau to fund the Act to strengthen Tribal court systems. Tribal courts face the same issues State and Federal courts confront every day, such as child sexual abuse, alcohol and substance abuse, gang violence, and violence against women. However, Tribal court systems have historically been underfunded and understaffed.

Additionally, with the *Presidential Initiative on Law Enforcement in Indian Country*[3] underway, it is essential that additional support be provided to Tribal courts as Tribal courts caseloads increase dramatically in response. Tribal courts must have the capacity to adjudicate the resulting criminal cases and resolve disputes. This effort goes hand in hand with the *Presidential Initiative* and will complement DOJ's efforts to provide one-time (competitive) grant support to Tribes by providing base funding for the program.

[3]The *Presidential Initiative on Law Enforcement in Indian Country* is a joint effort by the Bureau of Indian Affairs and the Department of Justice (DOJ) to address the growing crime rates in Indian communities. The working partnership between the two agencies seeks to improve the current situation in Indian Country. The Bureau, under the *Initiative,* seeks to provide additional resources such as manpower and training to Indian Country; its efforts complement those of the DOJ which seek to provide additional support through discretionary grants for prison construction/rehabilitation, COPS program, Title V At-Risk Children Program, and drug testing, treatment and intervention.

Activity: Tribal Priority Allocations
Subactivity: Human Services

Program Element		2000 Enacted To Date	Uncontrollable and One-Time Changes	Program Changes	2001 Budget Request	Change From 2000
Services to Children, Elderly and Families	$(000)	27,471	304	0	27,775	304
	FTE	*130*	*0*	*0*	*130*	*0*
Indian Child Welfare Act	$(000)	12,568	-1,033	0	11,535	-1,033
Welfare Assistance	$(000)	93,245	-20	0	93,225	-20
Adult Care Facility Rehabilitation	$(000)	0	0	1,000	1,000	1,000
Housing Improvement Program	$(000)	15,517	139	16,144	31,800	16,283
Other - Human Services	$(000)	710	-81	0	629	-81
Total Requirements	$(000)	149,511	-691	17,144	165,964	16,453
	FTE	*130*	*0*	*0*	*130*	*0*

Services to Children, Elderly and Families

Program Description ($27,471,000; FTE 130): This program provides for the administration of the Social Services program and supports approximately 950 Tribal and Bureau Social Services and other human services staff who process applications, handle referrals and provide counseling and intensive case management. On-the-ground support to Tribes is provided by the Bureau for the development of guidelines, Tribal codes, and policies and procedures that enhance the quality and delivery of social services. These efforts directly support the Bureau's goal to ensure that individual Indians residing on or near reservations who need assistance, receive aid for basic essential needs such as food, clothing, shelter and other services that improve the conditions of Tribal members. Monthly statistics regarding child abuse and neglect, child welfare placements, and general assistance caseloads are compiled to help coordinate cooperative work efforts for improving services to Indian children and families. These funds help staff develop and provide training material resources on social services for children, elderly, and families. Staff are also responsible for the distribution of Welfare Assistance funds to needy eligible Indians.

In response to *Public Law 104-193*, the Personal Responsibility and Work Opportunity Reconciliation Act of 1996 (Welfare Reform), Agency staff in concert with their Regional and Headquarters counterparts, will continue to work with Tribes, States, and the Department of Health and Human Services (HHS) to interface with Bureau-administered welfare programs to ensure that Indian clients are referred and receive appropriate services. The Temporary Assistance to Needy Families (TANF) program replaced the HHS' Aid to Families with Dependent Children program and Tribes are eligible, like States, to operate their own TANF programs. Tribal TANF regulations and policies are being developed by HHS and require inter-agency and inter-Tribal cooperative efforts to provide Tribes with the capability to choose the best methodologies for provision of welfare assistance, job training, and placement services. Because of Welfare Reform, the Bureau is revising its current welfare assistance regulations to incorporate Welfare Reform activities and to provide Tribes with flexibility to redesign welfare programs to meet their local needs. Agency

staff work directly with the Tribes to develop comprehensive welfare plans. This assists the Bureau in meeting one of its Human Services Annual Performance Plan (APP) goals of increasing the number of Tribes operating comprehensive welfare plans. In FY 1999, the Bureau exceeded its APP goal of 15 comprehensive welfare plans by one additional Tribal plan. In FY 2000, the Bureau proposes to assist an additional 25 Tribes develop and implement comprehensive welfare plans.

Indian Child Welfare Act

Program Description ($12,568,000): This program provides the resources to protect Indian children and prevent the separation of Indian families, as authorized under *Public Law 95-608*, the Indian Child Welfare Act of 1978 (ICWA). This program supports the Bureau's goal of ensuring that individual Indians residing on or near reservations who need assistance, receive aid for basic essential needs such as food, clothing, shelter and other services that improve the conditions of Tribal members.

Bureau and Tribal social services programs are mandated by *Public Law 101-630*, the Indian Child Protection and Family Violence Prevention Act, to respond to all reports of child abuse and neglect in Indian Country. In 1998, there were over 27,000 referrals to the more than 500 Bureau and Tribal programs for child abuse and neglect investigations. Over 40 percent of the referrals involved some form of substance abuse. ICWA programs deliver critical services to Indian children and families. Tribal programs have increased effectiveness because ICWA was established as a permanent program rather than one for which Tribes compete annually for funds. Tribal ICWA directors have become central contact points for Tribes and Indian families seeking assistance in temporary and permanent placement of Indian children. The resulting liaison between States and Tribal court systems has increased coordination and ensured better compliance with the Act, permitting expanded Tribal authority over Indian children in need of permanent placement.

The ICWA funds are used to pay administrative costs and provide direct services to children and families in the following areas:

- systems to license and regulate Indian foster homes and adoptive homes;
- facilities for counseling and treating Indian families and providing temporary custody of Indian children;
- programs to train parents on how to care for children in danger of neglect or abuse, and provide respite for parents in stressful situations;
- day care facilities;
- after-school care programs for high-risk children which emphasize cultural, academic, and social needs of children;
- recreational programs;
- training programs for Tribal court personnel in the implementation of the Act and in provision of quality, court-related, child welfare services;
- adoption subsidies which provide financial assistance to families for the maintenance or special care of an adopted child or for the completion of the adoption process; and,
- legal representation which provides counseling to families and consultation with Tribes.

Welfare Assistance

Program Description ($93,245,000): This program provides for the basic needs of eligible Indians who have no access to such assistance from State or local governments. Bureau staff to support this program are funded through the Services to Children, Elderly and Families line item.

The unemployment rate has increased over the last two years in Indian Country even though unemployment across the country is the lowest it has been in the past 30 years. In 1997, of the total labor force, 50 percent of persons were unemployed in Indian Country. Due to the lack of economic development in Indian Country and rural isolation of many reservations, expectations for employment are not optimistic for Indian individuals who will be forced to enter the job market over the next few years. Unemployment may continue to rise in Indian Country, placing an undue burden on Indian individuals and families, while other parts of the Country continue to experience economic growth.

National studies indicate that families at or below national poverty levels are at high risk of separation. The children in these families are at risk of removal from their homes and often become victims of child abuse and neglect. If nationwide Indian unemployment levels remain at 50 percent and employment and public assistance services are reduced, the Bureau anticipates that the number of referrals for child abuse and neglect of Indian children will continue at the high levels identified for 1998. Child abuse and neglect referrals for 1992 - 1998 have continued to average almost 30,000 per year.

The five types of assistance offered through this program are as follows:

General Assistance: This program provides direct financial assistance to pay basic monthly living expenses for an estimated 41,000 Indian individuals and families whose incomes are below current State standards.

Child Welfare Assistance: This program provides for the care of abandoned or neglected children placed in foster homes, private or Tribal group day care homes, or in residential settings designed to provide special care. This program provides services to an estimated 3,000 children on a monthly basis.

Non-Medical Institutional or Custodial Care of Adults: This assistance is provided monthly to about 1,100 disabled adults who are not eligible for care from the Indian Health Services, Title XIX SSI, or any other county, State, or Federal program.

Tribal Work Experience Program (TWEP): Approximately 4,000 Tribal members who receive general assistance and also work on Tribal projects under TWEP receive an extra monthly benefit of $55 in addition to their general assistance payments.

Miscellaneous Assistance: This program pays the burial expenses of about 200 deceased indigent Indians whose estates do not have sufficient resources to meet funeral expenses. Additionally, emergency assistance to prevent hardship caused by fire, flood or acts of nature is provided to about 1,500 individuals.

The Personal Responsibility and Work Opportunity Reconciliation Act of 1996, *Public Law 104-193*, is a major shift in Governmental funding from an entitlement basis to allocating resources in the form of block grants, as funds are deemed available. The intent is to move people into work and to no longer need welfare. *Public Law 104-193* eliminated the Aid to Families with Dependent Children program and replaced it with the State block grant program, the Temporary Assistance to Needy Families (TANF). TANF at the moment has not been responsible for an increase in General Assistance caseload. However, termination and sanctions will soon be applied because of the two-year time limitations for becoming employed. Exemptions implemented for reservations with 50 percent or greater unemployment levels have not been uniformly phased off TANF. Once these individuals become terminated or sanctioned due to lack of economic development and unemployment opportunities in Indian Country, general assistance caseloads will rise.

Because of Welfare Reform, the Bureau has been revising its current welfare assistance regulations to incorporate Welfare Reform activities and to provide Tribes with the flexibility to redesign welfare programs to meet their local needs. Bureau staff will work with the Tribes to develop comprehensive welfare plans and contribute to meeting one of the Bureau's Human Services Annual Performance Plan goals of increasing the number of Tribes operating comprehensive welfare plans. In FY 1999, the Bureau assisted an additional 4 Tribes in developing and implementing comprehensive welfare plans for a total of 16 Tribes assisted. In FY 2000, the Bureau proposes to assist an additional 9 Tribes for a cumulative total of 25 Tribes operating comprehensive welfare plans.

Output Data: Estimates of caseloads, unit costs for institutional and custodial care, child welfare assistance, and burial assistance are based on data provided by Bureau Agencies and Tribes. Such factors as past, current and projected caseload and unit costs trends were considered in compiling these estimates. The monthly caseloads vary significantly based on weather conditions, fire seasons, and other outside factors; the caseloads and costs shown below reflect averages.

Projected Caseload	FY 1999 Estimate	FY 2000 Estimate	FY 2001 Estimate
a. General Assistance (persons per month)	41,000	41,000	41,400
b. Non-Medical Institutional or Custodial Care of Adults (persons per month)	1,100	1,100	1,080
c. Tribal Work Experience Program (TWEP) (persons per month)	4,300	4,000	4,000
d. Miscellaneous Assistance	1,700	1,700	1,700
e. Child Welfare Assistance (persons per month)	3,000	3,000	3,000

Total Welfare Costs by Type ($000)	FY 1999 Estimate	FY 2000 Estimate	FY 2001 Estimate
a. General Assistance	57,596	57,645	58,625
b. Non-Medical Institutional or Custodial Care of Adults	11,000	11,000	9,500
c. Tribal Work Experience Program (TWEP) ($ per person per month)	2,950	2,600	2,600
d. Miscellaneous Assistance	2,000	1,800	2,000
e. Child Welfare Assistance	20,500	20,200	20,500
Total	94,046	93,245	93,225

Housing Improvement Program

Program Description ($15,517,000): The Housing Improvement Program (HIP) improves the quality of life by eliminating substandard housing and homelessness in or near Federally-recognized reservation communities. The HIP provides funding for needed housing repairs and renovations of existing homes, construction of a modest replacement home, or construction of a modest home for families who do not own a home but have ownership or lease of sufficient land suitable for housing. The goal of this program is to ensure that individual Indians residing on or near reservations who need assistance, receive aid for basic essential needs such as shelter and other services that improve the conditions of Tribal members. Program funding is available to Federally recognized Tribes and Tribal organizations for use in providing program services to Indian applicants who meet the eligibility criteria in 25 CFR, part 256.

Approximately 95 percent of the Tribes have an active HIP contract or compact under the authorities of *Public Law 93-638*, as amended. The remaining five percent of the Tribes receive program services directly from the Bureau. Funds are distributed to only those Tribes that provide confirmation of eligible applicants, the category of assistance needed, the estimated project costs for each eligible applicant, and a report of prior year accomplishments.

Program services are provided to eligible Indian applicants in the form of a grant, in particular, to needy Indian families who have limited resources (income does not exceed 125 percent of the Department of Health and Human Services Poverty Income Guidelines) and who do not qualify for assistance from any other housing program. The HIP is a "safety net" program that provides a non-duplicative service that differs from the Department of Housing and Urban Development (HUD) programs because it is targeted for those needy individuals who are unable to meet even minimum HUD income guidelines.

Below are the three types of funding assistance provided by the HIP:

- Category A - repairs to houses that will remain substandard but are needed for the health and/or safety of the occupants;
- Category B - repairs which will bring the housing to standard condition; and
- Category C - C1 - replacement of existing structures, C2 - new housing for families without homes.

The table below reflects only those eligible HIP applications that have been received as of January, 2000, and is not reflective of the total HIP need in Indian Country. The table will continue to be updated on an annual basis.

Regional Office	Number of Eligible HIP Applications FY 2000	Total Renovations Costs ($000)	Total New Construction Costs ($000)	Total Funding Required ($000)
Great Plains	455	$8,200	$15,500	$23,700
Southwest	184	$4,900	$3,000	$7,900

Regional Office	Number of Eligible HIP Applications FY 2000	Total Renovations Costs ($000)	Total New Construction Costs ($000)	Total Funding Required ($000)
Southern Plains	163	$3,200	$4,400	$7,600
Rocky Mountain	183	$4,100	$4,900	$9,000
Eastern	42	$700	$1,600	$2,300
Alaska	1,456	$36,700	$76,600	$113,300
Midwest	763	$11,500	$34,000	$45,500
Eastern Oklahoma	316	$8,800	$4,000	$12,800
Navajo	260	$1,000	$17,300	$18,300
Western	452	$5,600	$24,600	$30,200
Northwest	197	$5,200	$4,000	$9,200
Pacific	304	$3,600	$17,900	$21,500
Total	**4,775**	**$93,500**	**$207,800**	**$301,300**

In past years, the emphasis of the HIP program was on the rehabilitation of existing structures. The old distribution methodology, based on total existing housing units, provided a distribution to all participating Tribes regardless of substantiated HIP need. This often resulted in funding levels being distributed to Tribes that were insufficient to renovate a home or construct a new home if needed. Historically, the average renovation cost was about $12,500 per home and the average cost to build a new home was $45,000. Because of inflation and remote geographical locations, average costs have increased to approximately $17,500 for renovation and $55,000 for new home construction. This caused significant unobligated balances from one year to the next and delayed services to the most needy Indians. The new methodology, implemented in FY 2000, to distribute the HIP funds is based on eligible applicants with funds directed for the most needy Indians regardless of category of services required. With the first listing of eligible applicants, it identifies a much greater need for new home construction.

Workload Data	FY 1999	FY 2000 Est.	FY 2001 Est.
Renovations	635	310	600
New/Replacement	165	238	385
Total Families Served	800	548	985

The HIP is included as one of the Bureau's Annual Performance goals to improve the quality of life in Indian Country. In FY 1999, the Bureau fell short of its stated goal of providing HIP renovation and construction for 850 Indian families. Instead services were provided to 800 Indian families. The inventory distribution will be replaced with a more precise application based distribution process. For FY 2000, the Bureau estimates that 548 families will receive services through this program.

Other - Human Services

Program Description ($710,000): The program allows Tribes the flexibility to design human service programs that better meet the needs of their communities. The program contributes to the Bureau's goal of ensuring that individual Indians residing on or near reservations who need assistance, receive aid for basic essential needs such as food, clothing, shelter and other services that improve the conditions of Tribal members.

Justification of Program Changes

Program Element		2001 Budget Request	Program Changes (+/-)
Adult Care Facility Rehabilitation	$(000)	1,000	+1,000
Housing Improvement Program	$(000)	31,800	+16,144
Total Requirements	$(000)	32,800	17,144

Adult Care Facility Rehabilitation (+$1,000,000): This initiative is necessary to complete improvements on four Bureau-funded adult care facilities on the Navajo reservation where the majority of the adult care facilities and costs are presently incurred. Once these facilities are brought to standard condition, State Medicare, Medicaid, and other programs will assume the responsibility of funding their operation and maintenance costs. The Bureau believes that with the investment of $1.0 million for the rehabilitation of these 4 facilities in FY 2001, there is a potential savings of $3.3 million to the Bureau.

There are 35 long term adult care facilities located on the Navajo reservation to provide for the care of about 350 profoundly and severely mentally and physically handicapped Indian adults and children. The demand for long-term care, like the demand for health care, is rising on the Navajo reservation where a significant portion of the population is aging. Some Tribal officials estimate as much as five percent of the Navajo population is born with profound and severe handicap conditions. The 350 clients living in the adult care facilities have families which are not able to care for them because of the type of custodial and supervised care required. In addition, the physical and safety conditions of the adult care facilities, which were former Bureau boarding schools, barely meet minimal health and safety requirements. The facilities are more than 30 years old and have fallen into substandard conditions over the course of time. Two of the facilities close regularly due to drought conditions during the peak summer months and patients are transferred to outlying facilities for temporary quarters creating extreme hardship for family visitations. In order to qualify as Medicare/Medicaid providers, the facilities must include handicapped accessibility renovations, required by Federal law, so that bathrooms, hallways, entry ways, and living areas are accessible.

A summary of the cost of repairs for the four facilities is as follows:

Name of Navajo Facility	Cost of Repairs and Renovations
Chinle Valley School for Exceptional Child, Inc.	180,000
St. Michael's Association for Special Education	155,000
Tohatchi Special Education Training Center	342,500
Coyote Canyon Rehabilitation Center	322,500
Total:	1,000,000

The facilities identified serve 115 adult care patients at an average daily cost of $71 per day per patient. Long term savings are estimated to be approximately $3 million. Current funding provided for these facilities is approximately $4.4 million.

Funding for this effort is critical in meeting the Bureau's Annual Performance and Long-term Goals of renovating Bureau-funded facilities to State standard so that State Medicare becomes the primary provider of assistance.

Housing Improvement Program (+$16,144,000): The additional funds will be used to renovate an estimated 290 homes and construct 147 new homes, for a total of 600 renovations and 385 new homes in FY 2001. The old HIP distribution methodology concentrated on the renovation of existing homes. The new methodology will concentrate on serving those most in need, regardless of the category of HIP services they may require. This also will allow the Bureau to serve an estimated 437 additional families for a total of about 985 families served. It will allow the Bureau to achieve its Annual Performance Plan goal for FY 2001 and support the Administration's *Native American Initiative* through improving housing for low income families.

Activity: Tribal Priority Allocations
Subactivity: Education

Program Element		2000 Enacted To Date	Uncontrollable and One-Time Changes	Program Changes	2001 Budget Request	Change From 2000
Scholarships	$(000)	28,456	-628	2,868	30,696	2,240
Adult Education	$(000)	2,593	-133	0	2,460	-133
	FTE	*3*	*0*	*0*	*3*	*0*
TCCC's Supplement to Grants	$(000)	1,076	38	0	1,114	38
Johnson-O'Malley Assistance Grants	$(000)	17,387	-352	0	17,035	-352
Other - Education	$(000)	1,355	2	0	1,357	2
Total Requirements	$(000)	50,867	-1,073	2,868	52,662	1,795
	FTE	*3*	*0*	*0*	*3*	*0*

Scholarships

Program Description ($28,456,000): Scholarship grants are awarded by Tribally contracted programs to provide financial aid to eligible Indian and Alaska Native students attending accredited post-secondary institutions. Scholarship grants are based on each student's certified financial aid requirements for Title IV Federal assistance, such as the Pell Grant. The scholarship program provides about 18 percent of a student's total financial aid. The program addresses the Bureau's Annual Performance Plan goal of improving the successions of students to each educational level by providing financial assistance for eligible students. In FY 2000, the average student grant award is about $3,000.

Fiscal Year	Number of Grants Awarded	Average Grant Per Student	Total Awards ($000)	Number of Graduates
1998	9,800	$3,000	$29,495	1,791
1999*	9,800	$3,000	$29,509	1,800
2000 **	9,585	$3,000	$28,456	1,000

* estimated figures for 1999-2000 school year
** estimated figures for 2000-2001 school year.

Adult Education

Program Description ($2,593,000; FTE 3): The Adult Education program provides opportunities for adult Indians and Alaskan Natives to complete the General Equivalency Diploma (GED), thereby increasing their economic competitiveness and reducing their economic dependence on Federal welfare programs. The program addresses the Bureau's Annual Performance Plan goal of improving the successions of students to each educational level by enabling adults to obtain a GED or basic skills to transition to a community college or job placement. Indian participation in adult basic

education and community education and development courses leads to upgraded skills and abilities to match job placements, contributing to a stronger local economy in over 100 Indian communities and urban areas.

Tribally Controlled Community Colleges (TCCC) Supplements to Grants

Program Description ($1,076,000): Tribes earmark these funds for the Tribally Controlled Community College Assistance Act (*Public Law 95-471*) which authorizes the Bureau to award supplemental grants to selected Tribally controlled community colleges. Currently, five Tribes are providing their respective Tribal colleges with TPA funds to supplement the operation of the college programs. These funds are used for policy development, curriculum additions, and general program operations.

Johnson-O'Malley Assistance Grants

Program Description ($17,387,000): The Johnson-O'Malley Education Assistance (JOM) program provides funding to education programs for eligible Indian students attending public schools and for pre-school children. The program supports the Bureau's Annual Performance Plan goal of improving the succession of students to each educational level by providing tutoring and counseling and parental involvement programs. This is the only Bureau program that provides for the culturally related and supplementary academic needs of Indian children attending public schools. The current funding serves a constant population of 272,000 students in 33 States.

Other - Education (Tribal Design)

Program Description ($1,355,000): The program allows Tribes the flexibility to design education programs that meet the needs of their communities in support of the goals outlined in the Bureau's Annual Performance Plan. For example, several Tribes are utilizing these funds to provide for the development and upgrade of existing Tribal employee skills in the use of computer software technology. For FY 2000, 22 Tribes in 6 Regions are participating in this program.

Justification of Program Changes

Program Element		2001 Budget Request	Program Changes (+/-)
Scholarships	$(000)	30,696	+2,868

Scholarships (+$2,868,000): The proposed increase in FY 2001 of $2,868,000 will allow for approximately 950 Tribal students to be awarded financial assistance at an average of $3,000 per student award. This is in support of the Annual Performance Plan's long term goal of improving the succession of students to each educational level. This program ensures transition for those eligible students that graduate from high school to continue to college by providing financial assistance.

Activity: Tribal Priority Allocations
Subactivity: Public Safety and Justice

Program Element		2000 Enacted To Date	Uncontrollable and One-Time Changes	Program Changes	2001 Budget Request	Change From 2000
Community Fire Protection	$(000)	1,384	-20	0	1,364	-20
	FTE	*1*	*0*	*0*	*1*	*0*
Total Requirements	$(000)	1,384	-20	0	1,364	-20
	FTE	*1*	*0*	*0*	*1*	*0*

Community Fire Protection

Program Description ($1,384,000): The goal of this program is to preserve public safety for the citizens of Indian Country by providing funding to over 40 Tribal fire protection programs. The larger community fire protection programs support Tribal staff, train volunteer firefighters, repair existing firefighting equipment, and purchase additional equipment. Funds are also used to purchase smoke detectors, fire extinguishers, and emergency lights for public buildings.

Activity: Tribal Priority Allocations
Subactivity: Community Development

Program Element		2000 Enacted To Date	Uncontrollable and One-Time Changes	Program Changes	2001 Budget Request	Change From 2000
Job Placement and Training	$(000)	9,652	-858	0	8,794	-858
	FTE	*11*	*0*	*0*	*11*	*0*
Economic Development	$(000)	3,609	-218	0	3,391	-218
	FTE	*26*	*0*	*0*	*26*	*0*
Road Maintenance	$(000)	26,437	291	5,050	31,778	5,341
	FTE	*285*	*0*	*20*	*305*	*20*
Total Requirements	$(000)	39,698	-785	5,050	43,963	4,265
	FTE	*322*	*0*	*20*	*342*	*20*

Job Placement and Training

Program Description ($9,652,000; FTE 11): The Job Placement and Training program supports the long-term goal of improving human capital in Indian communities by increasing the success rate of participants in reaching their educational, training and employment objectives. In FY 1999, the Bureau had a 70 percent success rate of Indian employment and training participants in reaching their objectives. In FY 2000, the Bureau estimates the success rate to be 80 percent. The program assists individual adult Indians and Alaska Natives who reside on or near Indian reservations find suitable employment. It also provides those who do not possess the necessary skills an opportunity for them to acquire such skills that would: 1) allow them to become competitive in acquiring employment; 2) reduce the high unemployment, and, 3) reduce the dependance on Federal welfare assistance programs as stipulated by *Public Law 104-193*, the Personal Responsibility and Work Opportunity Reconciliation Act of 1996 (Welfare Reform), which requires Tribes to place greater emphasis on helping Tribal members find employment.

Based on the 1997 Indian Population and Labor Force Estimate Report, the average unemployment rate across Indian Country continues to be alarmingly high at 50 percent. To meet these challenges, eligible clients are afforded an opportunity to meet their basic and special training needs at institutions that are recognized by national accreditation associations across the nation who offer a wide variety of education in such fields as accounting, computer technology, electronics, early childhood education, and numerous health care professions including physical therapy, radiologic technology, and respiratory care. This is consistent with welfare reform efforts to improve the education and training of individuals to secure permanent, unsubsidized employment. The Bureau program staff and Tribal contractors assist individual applicants with preparing resumes and screening applicants in accordance with hiring policies of the prospective employers. Assistance is also provided in the areas of aptitude skills testing, vocational counseling, guidance and community adjustment counseling services. In addition, program staff maintain contact with private sector, Federal, State, and city government employers. Tribes are able to integrate 13 different Federally funded employment training, education, child care, welfare reform and related

programs redesigned to meet local priorities. This program is open to all Tribal members and differs from the Tribal Work Experience Program (TWEP) in that TWEP only assists those Indians who receive welfare in getting a job.

Economic Development

Program Description ($3,609,000; FTE 26): The Economic Development program, at the Agency level, is a component of the overall goal of providing Tribes with the resources necessary to develop a self-sustaining economic base by leveraging private sector funding for businesses and creating/sustaining jobs in Indian communities. In FY 1999, the Bureau's loan guaranty program helped fund 45 businesses which created/sustained an estimated 957 jobs. In FY 2000, the Bureau estimates that this program will fund 54 new businesses resulting in an estimated 1,000 jobs which will be created/sustained. Agency staff are important in implementing this goal since they are the first to review and recommend approval/disapproval for loan guarantee requests. Agency duties primarily focus on receiving loan guaranty applications and servicing the Bureau's Direct Loan program in accordance with the agreed upon loan conditions. The staff provide liaison with regional or local Federal agency offices on economic development issues, Grant Officer Representatives (GOR) responsibilities for Tribal economic development programs and grants, review financial documents requiring Secretarial approval (*25 U.S.C. 81*), and receive requests for mortgages on individual allotments (*25 U.S.C. 483a*). In addition, if a Tribe chooses to implement an economic development program that meets their particular needs, this program provides them the flexibility to do so under the authority of *Public Law 93-638*.

Road Maintenance

Program Description ($26,437,000; FTE 285): The Road Maintenance program is part of the Administration's *Native American Initiative* to expand and improve health care, education, economic development, and infrastructure development in Indian Country. The Road Maintenance program serves Tribes by preserving the Bureau's system of roads and bridges that provide access to reservation lands, jobs, schools, and health care facilities. This transportation system consists of 24,000 miles of roads and 770 bridges, thus providing a foundation for Tribal economic development and self determination. The Transportation Equity Act of the 21st Century (TEA-21), which provides funding from the Highway Trust Fund (HTF) for the construction of Indian Reservation Roads, requires that roads and bridges constructed under the HTF be adequately maintained to protect the public investment. To comply with the TEA-21, improve safety, and maximize limited financial resources, the Bureau has targeted HTF-constructed system roads, system school bus routes, safety deficient bridges and all other Bureau system roads (all surface types) as the top maintenance priorities after emergency maintenance. In FY 1999, the Bureau maintained 1,330 miles of HTF-constructed system paved roads, 5,680 system school bus routes, and 490 safety inspected system bridges. Road maintenance funding is allocated based on system road miles and the reported need of the following program categories:

Road Maintenance and Administration ($16,998,939): Funds under this category are used for grading roadway surfaces, cleaning ditches, filling potholes, and repairing pavements. In FY 2000, the Bureau will strive to maintain the 1,600 miles of HTF-constructed system paved roads as the top priority. Additionally, the Bureau will strive to maintain 10,000 miles of other Bureau system roads (including 5,700 miles of system school bus routes) to upgrade those roads for improved

safety. These funds also support the program management activities of planning, technical assistance, oversight, and monitoring of Agency and Tribal maintenance programs. These funds are also used to conduct periodic condition assessments and to develop improved methods of management. An automated maintenance management system is currently under development to improve scheduling and prioritization of maintenance activities as well as the reporting of accomplishments, expenditures and deferred maintenance.

Emergency Maintenance - Snow/Ice Removal ($4,842,313): Program funds are provided under this category for snow and ice removal operations to ensure public access to jobs, schools, health care facilities, and other programs critical to Tribes during winter emergency situations. Funds are also provided under this category for washout repairs, landslide repairs, and other emergencies.

Bridge Maintenance ($3,579,736): A total of 770 Bureau-owned bridges are inspected on a 2-year cycle. Bridge inspection reports identify the prescribed maintenance activities required to address urgent safety concerns. In addition the reports also identify the routine and preventive maintenance activities needed to limit bridge deterioration, thus extending the life of these structures. In FY 2000, the Bureau will inspect 280 bridges to identify, prioritize, and address urgent safety deficiencies as the top priority. The Bureau will also conduct routine and preventive maintenance on 500 system bridges.

Ferry Operation and Maintenance ($456,000): Program funds are provided for the operation and maintenance of the ferry crossing at Lake Roosevelt that serves as an important transportation link on the Colville Indian Reservation in the State of Washington.

Airstrip Maintenance ($560,012): Program funds are also provided for Federal Aviation Administration approved airstrips located on Indian reservations which are not maintained by other government entities. Airstrip maintenance includes: snow and ice removal, grading operations, surface repairs and other activities to allow for medical evacuations and fire fighting emergency activities.

Justification of Program Changes

Program Element		2001 Budget Request	Program Changes (+/-)
Road Maintenance	$(000)	31,778	+5,050
	FTE	*285*	*+20*

Road Maintenance (+$5,050,000; +20 FTE): The requested increase will allow for achievement of the long-term goal of improving the Bureau's system of roads and bridges to protect the public investment and to provide safe transportation systems vital to Tribal economic development. These additional funds will help reduce highway accidents and improve transportation infrastructure to allow for more efficient operation of Bureau and Tribal programs and, thus, the delivery of goods and services. The funding will be focused on maintaining those Bureau roads constructed with the Highway Trust Fund and maintaining the Bureau's system of bridges while improving the maintenance of all other Bureau system roads. The additional funds will provide needed maintenance to:

- reduce the backlog of deferred maintenance of roads, bridges and equipment.
- improve the management activities of scheduling and prioritizing maintenance, and the reporting of accomplishments, expenditures and deferred maintenance.
- replace inferior equipment that is an impediment to improving the important operations of road grading and snow and ice removal activities that provide safer travel for school buses and in times of winter emergencies.
- provide routine and preventive maintenance on all 1,800 miles of paved roads constructed with Highway Trust Funds to protect the public investment.
- address the maintenance of safety deficient bridges and to provide routine and preventive maintenance on all 770 Bureau bridges.

Additional benefits would include increased employment of Tribal members to handle the increased work requirements, the potential for increased economic development due to improved delivery of Bureau and Tribal programs, and improved mobilization for Law Enforcement and Education programs. The requested increase would better enable the Bureau to fulfill its trust responsibilities and promote self-determination on behalf of Tribal Governments, American Indians, and Alaska Natives.

Activity: Tribal Priority Allocations
Subactivity: Resources Management

Program Element		2000 Enacted To Date	Uncontrollable and One-Time Changes	Program Changes	2001 Budget Request	Change From 2000
Natural Resources, General	$(000)	3,987	91	0	4,078	91
	FTE	*35*	*0*	*0*	*35*	*0*
Agriculture	$(000)	19,873	116	0	19,989	116
	FTE	*256*	*0*	*0*	*256*	*0*
Forestry	$(000)	20,573	421	0	20,994	421
	FTE	*270*	*0*	*0*	*270*	*0*
Water Resources	$(000)	3,474	72	0	3,546	72
	FTE	*5*	*0*	*0*	*5*	*0*
Wildlife & Parks	$(000)	4,449	-86	0	4,363	-86
	FTE	*5*	*0*	*0*	*5*	*0*
Minerals and Mining	$(000)	2,239	112	0	2,351	112
	FTE	*58*	*0*	*0*	*58*	*0*
Total Requirements	$(000)	54,595	726	0	55,321	726
	FTE	*629*	*0*	*0*	*629*	*0*

Natural Resources, General

Program Description ($3,987,000; FTE 35): This program supports activities performed by Agency staff or under *Public Law 93-638* contracted Tribes associated with the development of management and conservation plans to preserve and enhance natural resources on Tribal trust lands and shared off-reservation resources. The Bureau staff serve as technical advisors to Tribes in matters representing a number of natural resource disciplines that are not available in a particular program. Staff also participate with their counterparts at the Regional and Central Offices in the formulation of policy and preparation of regulations and procedures affecting the Bureau's responsibility to better manage Tribal trust resources. This program contributes to the success of one of the priorities for the Bureau which is to assist Tribes in developing Integrated Resource Management Plans (IRMPs) as a tool in managing their natural resources. In FY 1999, 12 Tribes received grants to establish an IRMP. In FY 2000, an estimated 10 additional Tribes are expected to receive grants to establish an IRMP.

Agriculture

Program Description ($19,873,000; FTE 256): The program provides support for Tribal agricultural programs under existing *Public Law 93-638* contracts, covering over 46 million acres of Indian land used for farming and grazing by livestock and game animals. This program supports the mission goal of assisting American Indian and Alaska Natives in developing conservation and management plans to protect and preserve their natural resources on Trust land and shared off-

reservation resources. Some of the field activities support and integrate with noxious weed management, a key performance goal for the Bureau. Bureau staff provide technical assistance to Tribal programs at the Agency level involving Indian farmers and ranchers in the following eight major activities:

Inventory and Research: Determine soil and range inventories, land evaluations and range utilization; obtaining information about soil productivity, erosion, stability problems, and other physical land factors for program development; conservation planning; and water rights claims settlements. Perform range inventories and utilization surveys to identify vegetative cover, range condition, precipitation zones, and current forage utilization. Establish the season of use and recommended type of livestock to be grazed.

Farm and Range Planning: Develop land management plans in response to the demands made upon the supply of renewable resources and the goals and objectives of the Tribe and landowners. Staff provide technical assistance to Indian landowners, Tribal governments and land users to update and amend land use plans under the principles of sustained-yield management to ensure adequate resources will be available in the future.

Farmland Improvements: Provide technical assistance to Tribes in preparing and designing land leveling, farm drainage, cropping patterns, crop varieties, application of irrigation water, farm pond specifications, wind and water erosion control recommendations, surveys for fencing, stock water engineering and design development, special measures for soil and water management necessary to prevent flooding, siltation and agricultural related pollutants, and agricultural pest control.

Rangeland Improvements: Direct technical assistance for rangeland improvements, including: grazing systems, livestock rotation recommendations, stock water development, feeding requirements, pest control management recommendations, brush and noxious weed control, fencing requirements, reseeding, range management and planning, wildlife and parks planning, and environmental compliance actions.

Rangeland Protection: Support the management of rangeland pest control, soil erosion, livestock control, modification of stocking rates, pre-suppression work, and maintain readiness conditions for fire suppression.

Leasing and Permitting Services: Support lease and permit preparations, modifications, stipulations (protective covenants), enforcement actions affecting farm and pasture leases. Farming operations evaluate compliance with lease requirements, performance, and use. The staff monitor rangeland uses, and changes in ranch operations or land ownership, and modify grazing permits to improve rangeland resources and their utilization.

Contract Monitoring: Review existing Tribal self-determination contracts and grant proposals requested under *Public Law 93-638*, as amended.

Agriculture Extension: Keep Tribes abreast of state-of-the-art agricultural techniques in agronomy, soil restoration, and crop rotation through lectures, field demonstrations, and on-site visits. Annual Bureau performance goals and measures of Agriculture Extension program are determined by Tribal governments as part of the local priority setting process involving all program areas. These funds

are expended through existing Tribal contracts and compacts. In addition, the Tribes have established assistance agreements with the land grant institutions for agricultural extension support.

Forestry

Program Description ($20,573,000; FTE 270): The overall objective of the Indian forestry program is to market forestry products to promote economic development opportunities and employment opportunities for Indian people on and off-reservations. The Indian forest products sales program includes the preparation of sales and environmental compliance documentation. The Bureau also provides for the administration of forest contracts or paid permits which set the level of timber harvest and the development of forest management plans which give the guidelines followed in the development of the timber sale, appraisal, and contract administration. Forest development and planning provides a great benefit to both Indian and adjacent non-Indian communities through the generation of revenues and the creation of jobs.

These program funds support all facets of the Indian forestry program. Indian forests cover over 17 million acres with a commercial timber volume of approximately 42 billion board feet with an annual allowable harvest of 805 million board feet. Indian forests are located on 260 reservations in 26 States. In FY 1999, the Bureau's annual performance goal of 650 million board feet of timber harvest was exceeded with an estimated accomplishment of 682 million board feet harvested. In FY 2000, the Bureau expects to exceed the timber harvest goal of 650 million board feet.

Forest management activities consist of forest inventory and management planning systems including the development of Integrated Resource Management Plans, forest products marketing, timber sale management, forest protection, woodland management, forest productivity enhancement, and intensive forest development procedures. All of the these activities are essential to ensure the sustainable management of the Indian forest. The forestry program consists of the following components:

Forest Development: In FY 1999, the Bureau's annual performance goal for forest development was the treatment of 65,000 acres of Indian forest lands. This goal was exceeded with the estimated accomplishment of 67,000 acres treated. In FY 2000, it is expected that the goal of treating an additional 65,000 acres will be exceeded also. The main activities of this component are tree planting and pre-commercial thinning of overstocked forest areas. Over 80 percent of these activities are performed under existing self-determination contracts and self-governance compacts. These activities include site preparation, seed/cone collection, planting, greenhouse operations, protection of young stands, pre-commercial thinning, fertilization, weeding, species conversion, and scheduled periodic silvicultural treatments. The actual projects are primarily funded with non-recurring funds; indicators are included in that section.

Timber Sales Management: The major activities in this component are preparation of environmental compliance documents, the preparation of the forest product sales, and the administration of forest product sales contracts. In addition to generating Tribal revenue, this activity creates employment for both Tribal and non-Indian communities on and adjacent to Indian forests. Forestry staff maintain timber volume and value records and provide resource accountability.

Forest Inventories and Management Plans: Forest inventories and forest management plans are required for 260 Tribal reservation/properties by the National Indian Forest Resources Management Act of 1990. Necessary planning activities include the scientific measurement of forest stocking, determination of growth, and assessment of stand condition; documentation of forest trends and calculation of sustainable harvests; vegetative mapping and forest acreage update; determination of local issues and desirable management policy; and assessment of environmental and economic impacts on the reservation and surrounding communities. These activities are undertaken by the Bureau directly or by Tribes through existing *Public Law 93-638* contracts, grants, or self-governance compacts. Forest inventory and planning projects are also funded with non-recurring program funds. Relation to annual performance goals are reflected in that section.

Woodland Management: This program includes all forest land management activities on lands that are classified as woodlands. The forestry program was assigned responsibility for Indian woodlands in 1987. Indian woodlands encompass over 9.4 million acres. Woodland management projects are also funded with non-recurring program funds. Relation to annual performance goals are reflected in that section.

Forest Program Management: This component includes forestry program oversight and administrative activities such as program audit review and follow up, and program management to ensure that the program complies with the Department's management controls.

Forest Protection: This component includes the protection of Indian forest resources from insect and disease infestations and to control forest and fire trespass actions. Insect and disease control projects are funded by the U.S. Forest Service.

Water Resources

Program Description ($3,474,000; FTE 5): This program supports the mission goal of assisting American Indian and Alaska Natives in developing conservation and management plans to protect and preserve their natural resources on Trust land and shared off-reservation resources. Relation to annual program performance goals and measures is determined by Tribal governments as part of the local priority setting process involving all program areas. Funds are included for the continuing efforts to restore the South Florida ecosystem in the Tribal Priority Allocations base funding for the Seminole and Miccosukee Tribes, enabling them to complete the design and cost estimates of stormwater areas on the Seminole and Big Cypress reservations, conduct research and studies on water quality and distribution systems, ecosystem development and management, and planning for compliance with the Endangered Species Act. The stormwater areas will be treated to reduce the concentration of phosphorous and other nutrients in water essential to the protection and restoration of the Everglades ecosystem.

Wildlife and Parks

Program Description ($4,449,000; FTE 5): Funds support Tribal programs geared to meet their needs and efforts in the areas of fisheries management, wildlife management, outdoor recreation management, public use management, conservation enforcement and related fields. Activities conducted by Tribes cover a broad array of diverse fisheries, wildlife, conservation enforcement, public use, habitat management and related programs. Tribal biologists, Tribal wardens and other

professional personnel provide support and assistance to American Indian and Alaska Natives in protecting, preserving, measuring success and determining future program direction of their natural resources on Trust lands and shared off-reservation resources.

Minerals and Mining

Program Description ($2,239,000; FTE 58): This program supports geo-technical staff involved in Tribal mineral resource activities. It also supports the mission goal of encouraging Tribes and individual Indians to protect and preserve their natural resources by managing their use in accordance with Integrated Resource Management Plans (IRMPs). The staff provide technical assistance and guidance to Tribes in the development of IRMPs to include mineral resources. In FY 1999, 12 Tribes were provided grants to establish IRMPs. In FY 2000, another estimated 10 Tribes will receive funding to establish IRMPs.

The surface and subsurface minerals include oil and gas, coal, coalbed methane gas, phosphate, gypsum, zeolites, bentonite, aggregate (sand and gravel), tourmaline, and precious metals found on lands in seven of the 12 Regions. Activities performed by the geo-technical staff include preparing plans for mining, exploration and development; reviewing environmental assessments and impact statements; conducting feasibility studies and oil and gas inspections; enforcement and site security; communitization; and participating in Indian Mineral Development Act agreement negotiations. Regional and Agency staff also oversee the mineral lease compliance activity for producing and non-producing leases on Indian lands. The Minerals and Mining program administers approximately 4,025 mineral leases, licenses, permits, and applications on 2.1 million acres of Indian lands generating more than $220 million in annual minerals income to Tribes and Indian allottees.

Activity: Tribal Priority Allocations
Subactivity: Trust Services

Program Element		2000 Enacted To Date	Uncontrollable and One-Time Changes	Program Changes	2001 Budget Request	Change From 2000
Trust Services, General	$(000)	1,176	114	1,600	2,890	1,714
	FTE	*16*	*0*	*21*	*37*	*21*
Other Rights Protection	$(000)	2,314	-191	0	2,123	-191
	FTE	*30*	*0*	*0*	*30*	*0*
Real Estate Services	$(000)	19,554	-190	7,000	26,364	6,810
	FTE	*595*	*-30*	*100*	*665*	*70*
Real Estate Appraisals	$(000)	3,449	78	2,189	5,716	2,267
	FTE	*44*		*28*	*72*	*28*
Probate	$(000)	0	1,479	3,000	4,479	4,479
	FTE	*0*	*30*	*40*	*70*	*70*
Environmental Quality Services	$(000)	1,131	88	0	1,219	88
	FTE	*15*	*0*	*0*	*15*	*0*
ANILCA Programs	$(000)	743	-214	0	529	-214
	FTE	*3*	*0*	*0*	*3*	*0*
ANCSA Historical and Cemetery Sites	$(000)	238	165	0	403	165
	FTE	*2*	*0*	*0*	*2*	*0*
Total Requirements	$(000)	28,605	1,329	13,789	43,723	15,118
	FTE	*705*	*0*	*189*	*894*	*189*

Trust Services, General

Program Description ($1,176,000; FTE 16): The program supports staff at Field offices who advise and provide technical assistance to Tribes and oversee matters concerning the preservation, development, and protection of Tribal trust lands and resources. At many locations this program provides partial funding for supervisory positions over the other programs under the Trust Services subactivity. The funds provide for trust service functions at locations that lack specific programmatic funding to have full time FTE. The staff, working in concert with their counterparts at the Regional level to ensure the goals of the Annual Performance Plan are met, perform a multitude of tasks, depending on the specific need of each office and services required by Tribes. Often, the functions provided for with these funds do not fall within the scope of other trust and natural resource programs. These include Tribal water rights negotiations and litigation, on-reservation and off-reservation hunting, fishing, and gathering rights, issues concerning trespass on trust lands, and the utilization of geographic information systems in the management of Tribal trust resources.

Other Rights Protection

Program Description ($2,314,000; FTE 30): The Field staff provide advice and technical assistance to Tribes and other Agency staff in matters concerning various Tribal rights issues. A number of Tribes are involved in litigation, negotiation, or other procedures involving Tribal water rights; hunting, fishing, and gathering rights; trespass; the protection of cultural resources; natural resource damage claims; and other related issues. The functions performed by Agency positions funded from this program depend on the services and technical expertise required by the Tribes in the serving area. On occasion, staff may be requested to assist Tribes in preparing applications for funding from the Bureau's Attorney Fees and Litigation Support programs. In FY 1999, 57 applications were prepared by Tribes involved in court or other administrative proceedings that required the services of private attorneys or other experts. In FY 2000, an estimated 72 applications are expected to be submitted by Tribes on a Bureauwide basis.

Real Estate Services

Program Description ($19,554,000; FTE 595): This program enhances the Bureau's ability to protect and preserve trust land and resources for Tribes and individuals who are the beneficial recipients of the trust resources. Sufficient and trained staff are essential in providing needed technical advice, assistance and transaction processing support for the Indian owners to derive benefit of their lands. Program staff provide real property management, counseling, and land use planning services to individual Indian allottees and Tribal and Alaska Native entities who own an interest in approximately 56 million acres of trust land. Decision-making processes are developed through cooperative efforts with the Indian landowners for the proper utilization, development, and enhancement of Indian trust lands. Trust land leasing activities are a major part of the real estate program and provide a major source of income to the owners. Major functions have annually required the processing of approximately 14,000 surface and 500 sub-surface leases and 25,000 lease compliance inspections of the approximately 100,000 existing leases, 3,000 rights-of-way, 7,400 land acquisition requests and 7,500 sales, preparation and administration of probates, and land records execution. Landowners derive added land values from improvement and conservation stipulations contained in Bureau leases. The Field staff perform initial land ownership record keeping, which is often complicated by heirship problems, segregated surface and sub-surface ownership, and entry of land records and ownership data into the Bureau's data system. During FY 2000, the Bureau expects to complete approximately 27,000 real estate transactions.

Real Estate Appraisals

Program Description ($3,449,000; FTE 44): This program provides professional appraisal services to Bureau administrators, staff technicians and individual Tribal landowners. Funds support the daily operations of the Regional Offices. Financial support for the Regional Offices is critical in completing the requirements of the Secretary's High Level Implementation Plan. Appraisal services provided include: 1) appraisal reports estimating market value, value in use, depreciated or salvage value, market rent, and economic rent to guide in the negotiation, evaluation, granting and approval of land sales, exchanges, gifts, probates, mortgages, leases of all types, and right of ways, 2) real estate counseling in the form of studies estimating highest and best use, cost benefit ratios, feasibility, marketability and rates of return, 3) review of appraisals prepared by other agencies and by contract appraisers, 4) testimony in administrative and judicial proceedings as

expert evaluation witnesses on behalf of the Bureau and Indian landowners, and, 5) negotiation and monitoring of contracts with fee appraisers.

The Bureau has accumulated a large amount of appraisal requests which have not been completed. Some of these transactions have been pending for one to three years. As of FY 1999, the total appraisal backlog was over 2,000 pending requests. The Bureau expects to eliminate this backlog in FY 2000. This has caused a tremendous delay in the completion of various real estate transactions requiring Bureau approval and possibly loss in business opportunities for Tribes and Indian landowners because of the inability of the Bureau to provide appraisal services in a timely manner. The Bureau is also addressing recommendations cited in the June, 1999, GAO Report to the Subcommittee on Interior and Related Agencies, Committee on Appropriations, U.S. Senate. The main appraisal issue identified in the HLIP and the GAO report is the needed improvement of the Bureau's appraisal program through applications of alternative appraisal methods and implementation of Bureauwide appraisal standards.

The recommendations indicated in these two reports has required the Bureau to examine the current appraisal standards used by the Bureau and to improve the appraisal process in order to reduce the appraisal processing time. The Bureau's appraisal backlog has been attributed largely to inadequate staffing levels at all Regional Offices and Agencies due to lack of funding needed for additional appraisal staff and clerical support positions. The Bureau's appraisal processing time has been determined to be an impediment to the acquisition and disposal of Indian real estate held in trust for Tribe and individual landowners.

In FY 2000, the Office of the Special Trustee will allocate $1.3 million to the Bureau for implementation of the appraisal subproject.

Environmental Quality Services

Program Description ($1,131,000; FTE 15): The Environmental Quality Services program supports the long-term goal of fulfilling the trust responsibility by protecting and preserving trust lands and trust resources by ensuring that actions taken by the Bureau that impact Tribal trust lands and resources are in compliance with environmental, cultural resources and endangered species laws. Staff at the Field level collect information and prepare documents or coordinate these activities by consultants in compliance with the applicable laws; review proposed actions for compliance with such laws; and provide technical assistance on environmental, cultural resources and endangered species matters to Agency managers and Tribes. These efforts include training in these topics to Bureau and Tribal employees and conducting initial responses to events that may require natural resources damage assessments.

Because this program operates under the procedures set in regulations implementing the laws with which it complies, program activities change little from year to year on a Bureauwide basis. In FY 1999, staff documented 2,640 actions in compliance with the National Environmental Policy Act, National Historic Preservation Act and Endangered Species Act; reviewed 423 actions proposed by other Federal agencies and potentially affecting Indian lands; administered 290 permits issued under the Archaeological Resources Protection Act; investigated 223 violations of that Act; conducted 2,294 surveys of Indian lands for cultural resources or endangered species; responded to 13 incidents of possible damage to natural resources; and provided training in environmental, cultural resources

or endangered species management to 100 Bureau and Tribal employees. In FY 2000, the Bureau and Tribal staff will continue to generate the activities at similar levels. Training for Bureau and Tribal employees will increase to approximately 400 individuals.

ANILCA Programs

Program Description ($743,000; FTE 3): This program supports the general goal of ensuring the Bureau's trust responsibility is fulfilled by protecting and preserving trust lands and trust resources. This program upholds the directives prescribed in the Alaska National Interest Lands Conservation Act (ANILCA), which provides for the coordination and consultation with land managing agencies and the State of Alaska on subsistence preference for Alaska Natives and the administration of programs affecting native allotments under the 1906 Native Allotment Act.

Subsistence: The Alaska Supreme Court declared that a rural preference for subsistence was unconstitutional. Federal agencies have jurisdiction over subsistence on Federal lands as required by Title VIII of ANILCA, *Public Law 96-487*, as amended. The Bureau is a member of the Federal Subsistence Board and Federal Staff Committee and is an advocate to ensure that Native subsistence users, as rural Alaskans, are accorded a priority over other users. The workload has increased with the *Katie John* ruling that subsistence includes Federal waters and fisheries management. Natives are often requested to provide written documentation of their "customary and traditional" use, which is part of the threshold criteria before the subsistence priority is recognized. Tribes and Native groups must obtain written data, reports, studies and testimony as evidence. Assistance has been provided to eligible native Tribes and organizations for the study and education of the various needs, methods, and future requirements of a subsistence lifestyle. Most of the funds are provided to Tribes, the Marine Mammal Commission, Eskimo Walrus Commission, Eskimo Whaling Commission, Sea Otter Commission, Porcupine Caribou Commission, Migratory Waterfowl Commission, or regional advisory councils in the form of grants, contracts or compacts.

Native Allotments: The Bureau assists Native allotment applicants to acquire title to their lands and subsequent management. There were 15,000 parcels that met the December 18, 1971, deadline. Approximately 1,651 parcels remain to be adjudicated. Acquisition services include: collecting evidence of use and occupancy within prescribed time frames; accompanying applicant and the Bureau of Land Management (BLM) staff on field exams; performing probates and contacting heirs to notify them of inherited claims; contesting appeals to the Interior Board of Land Appeals; and approving easements for trespass abatement. Of the work being completed in partnership with BLM, it is anticipated that 1,400 Native allotment parcels will be addressed by the Tribal realty offices. In FY 2001, 20 will be *Aguilar* hearings and 100 will be title recovery cases. The remainder will be adjudication cases. Related funding is being requested in FY 2001 under Regional Office Operations, Land Records Improvement.

ANCSA Historical and Cemetery Sites

Program Description ($238,000; FTE 2): This program fulfills the mandate of the 1971 Alaska Native Claims Settlement Act (ANCSA [Sections 14(h)(1), 14(h)(2), and 14(h)(5)], *Public Law 92-203*) through investigation and certification of Alaska Native historical places and cemetery sites, groups, and primary places of residence. The program, which is implemented by the ANCSA Office, is responsible for producing fair and legally valid certifications of Alaska Native land claims

filed pursuant to ANCSA Sections 14(h)(1), 14(h)(2), and 14(h)(5). Certifications are based on field investigations of the claimed lands and compilation of resulting historical, archeological and ethnographic data into final reports of investigation. The staff are also responsible for managing the ANCSA records (which constitute a museum property collection) in a manner that ensures their long-term preservation. The massive ANCSA collection is an unparalleled source of information about Alaska Native cultures.

To the maximum extent possible, data contained in the ANCSA collection will be shared to support Alaska Native cultural heritage and educational programs, Federal and State subsistence management programs, and the protection of Alaska's cultural resources. Toward this end, digital copies of ANCSA site records have been transferred to the Alaska State Historic Preservation Officer; and cooperative agreements have been developed with Alaska Native, Federal and State organizations to produce a topical index of the ANCSA oral history collection (which contains 1,900 tape recordings). Work will continue on indexing the more than 2,300 ANCSA reports of investigation and 40,000-50,000 associated photographic negatives; completion of relational data bases on ANCSA sites, artifacts, and oral history materials; and compilation of publications describing the program's history. Work related to the establishment of a long-term curation agreement for archiving ANCSA program records will also continue.

In addition, FY 2000 funds are being used by Bureau staff to investigate and certify ANCSA 14(h)(1) entitlements (i.e., historical places and cemetery sites applied for by Alaska Native regional corporations), and will also be provided to Alaska Native Tribes and Tribal entities for self-governance compacts. A minimum of 30 reports and certifications of historical places and cemetery sites have yet to be completed; others may be discovered in the ongoing process of reviewing all 2,300+ ANCSA 14(h)(1) case files. Twelve site investigations (or revisits) must also be performed, but legal appeals of past investigations/certifications are likely to increase this number. The program's workload may also be affected by Alaska Native regional corporations' efforts to reopen ANCSA 14(h)(1) case files that are presently "closed of record" and/or to seek Secretarial waivers that would allow for the filing of new 14(h)(1) claims.

Justification of Program Changes

Program Element		2001 Budget Request	Program Changes (+/-)
Trust Services, General	$(000)	2,890	+1,600
	FTE	*37*	*+21*
Real Estate Services	$(000)	26,364	+7,000
	FTE	*665*	*+100*
Real Estate Appraisals	$(000)	5,716	+2,189
	FTE	*72*	*+28*
Probate	$(000)	4,479	+3,000
	FTE	*70*	*+40*
Total Requirements	$(000)	39,449	13,789
	FTE	*844*	*+189*

Trust Services, General (+$1,600,000; +21 FTE): This increase will support additional Agency staff to expand technical assistance to Tribes and perform needed oversight to programs involved with general trust issues and rights protection issues. Currently, only eight Tribal and Agency office entities receive funding from this program Bureauwide. The request supports the Bureau's Annual Performance Plan goal by enabling the Bureau to perform a more timely review of Tribal applications for financial assistance to procure the services of legal counsel and technical experts required by Tribes to protect their Tribal rights and trust resources.

Real Estate Services (+$7,000,000; +100 FTE): The requested increase of $7,000,000 in FY 2001 would be used to hire an additional 100 FTE in the real estate services program at the Bureau's Field offices. The additional funding will enhance the Bureau's ability to protect and preserve Indian owned trust and restricted land by providing adequate trust services to Tribes and Indian individuals, and fulfilling the program requirements. On average, during the previous two years, the Bureau received approximately 34,000 new requests for processing of various types of real estate services transactions (sales, acquisitions, patents in fee, rights of way, surface and subsurface), but due to staff shortages at many of the Field offices, an increasing number of pending transactions were carried over from year to year. Consequently, only those transactions that are time sensitive, critical, and pressing are processed in a given year. The processing of these transactions are highly technical and time consuming because determinations have to be made as to the best interest of the Indian owner prior to issuance of a decision on the transactions. Any attempt to expedite the decisionmaking associated with the transactions increases the likelihood of errors which puts the Federal Government at risk.

Real Estate Appraisals (+$2,189,000; +28 FTE): An increase of $2,189,000 is requested for the appraisal program to provide funds for 28 FTE, including senior appraisers, appraiser trainees, and clerical support staff; 10 of these positions will be hired in FY 2000 with funding provided by OST. No funding is requested in OST in FY 2001 for the appraisal subprogram. The FY 2001 program change annualizes the cost of the 10 additional positions funded in the OST Appropriation in FY 2000.

The FY 1999 Trust Management Improvement Project (TMIP) funding enabled the Bureau to hire a Bureau Chief Appraiser; upgrade needed appraisal equipment; and conduct a program review of the Rocky Mountain Regional Office to develop a backlog reduction plan. In FY 2000, OST funding will support the hiring of 10 additional positions. This allowed the Bureau to take immediate action with the appraisal backlog effort, however, an increase in base funding is needed for the Bureau to maintain control of the appraisal workload and improve the overall performance of the appraisal program. Additional staff appraisers will be needed to sustain the accomplishment which has been realized through the TMIP funding. Workloads are expected to increase as TAAMS is implemented and the probate process is improved. Also, a portion of the additional funding requested will assist in maintaining compliance with the Uniform Standards of Professional Appraisal Practices and ensuring the State appraisal certification for all Bureau staff appraisers. The State Appraisal Boards require certified appraisers to attend continuing appraisal education courses in order to maintain their State appraisal certifications. The appraiser trainees are required to acquire approximately 210 hours of appraisal education credits before he/she can apply for State certification.

Under HLIP, the Bureau will be examining the trust and non-trust programs to determine if the Bureau is in compliance with regulations and policies which require appraisals to be completed to support real estate transactions needing Bureau approval. Once the Bureau has completed this task the appraisal workload may increase over the next two years.

The Bureau will be developing and implementing alternative appraisal methods in establishing market or rental values as cited throughout the Code of Federal Regulations. The GAO recommended that the Bureau consider alternative appraisal methods in order to streamline its appraisal process. This will require the use of market surveys, market data books, reservation-wide real estate studies, on-line real estate data providers, and automated appraisal systems. The Bureau will be able to accomplish this task with the requested increase in funding.

Probate (+$3,000,000; +40 FTE): The proposed funding would support the ongoing probate program needs and is required to sustain reforms implemented under the Trust Management Improvement Project (TMIP). An offsetting reduction of $3 million is proposed in the OST budget in order to provide permanent base funding for the probate program. The additional funding will enhance the Bureau's ability to protect and preserve Indian owned trust and restricted land by providing timely preparation of probate cases for submission to persons responsible for determining the legal heirs or devisees and the subsequent distribution of the estates to those legally determined heirs or devisees. The increased timeliness to process probates will result in significantly more timely distribution of proceeds to the heirs and devisees. Since many of the persons who inherit interests in trust and restricted lands are dependent upon the income produced from these lands, the additional staff will result in a more timely distribution of income due them which will have a direct bearing on their quality of life.

As a means of addressing the probate issue, the Department formed an Indian Probate Reinvention Lab to evaluate and make recommendations to streamline the Indian probate process. The Lab reviewed reports and studies, conducted site visits, interviewed customers and employees responsible for preparing probates and analyzed the probate process. Key recommendations included the upgrading of probate staff to reflect their responsibilities and duties, and establishment of a dedicated probate staff. Most of the Bureau's permanent probate staff have collateral duties which interfere with probate processing.

Activity: Tribal Priority Allocations
Subactivity: General Administration

Program Element		2000 Enacted To Date	Uncontrollable and One-Time Changes	Program Changes	2001 Budget Request	Change From 2000
Executive Direction	$(000)	10,008	131	0	10,139	131
	FTE	*117*	*0*	*0*	*117*	*0*
Administrative Services	$(000)	12,765	248	0	13,013	248
	FTE	*200*	*0*	*0*	*200*	*0*
Safety Management	$(000)	391	6	0	397	6
	FTE	*5*	*0*	*0*	*5*	*0*
Total Requirements	$(000)	23,164	385	0	23,549	385
	FTE	*322*	*0*	*0*	*322*	*0*

Executive Direction

Program Description ($10,008,000; FTE 117): The funds for this program provide the core funding for the Office of the Superintendent at the Agency level. These line officers provide the planning, direction and line management leadership for the development and implementation of policy initiatives and programs to meet the Bureau's basic mission, goals, and objectives. The Agency Superintendents and staff provide decision-making, direction, policy formulation and adaptation, public relations, representation of the Bureau to other governmental agencies and private sector organizations, and overall management of assigned resources at the ground level. They are the "front line" in ensuring the Government-to-Government relationship with Tribes is fostered and adhered to in the fulfillment of the Bureau's mission.

Administrative Services

Program Description ($12,765,000; FTE 200): This program provides the core funding for administrative services provided at the Agency/Field Station level, specifically procurement, property management, financial administration, and *Public Law 93-638* contracts and grants administration. These staff are the administrative backbone of the Agency/Field Station and are essential to the overall operation of the Agency/Field Station and to the Tribes in their servicing area.

The funds provide the following services at the Agency level:

Procurement: Procurement planning, specifications, requisitioning, ordering of supplies, materials, equipment, and services necessary for the operation of Agency programs, oversight of purchase orders for compliance with Federal procurement regulations, vendor selection, evaluation of goods and services for acceptability and maintenance of procurement files and records.

Property Management: Maintenance, safeguarding, and accounting for all Agency owned or leased assets, including personal property and equipment, motor vehicles, buildings and other real property; managing acquisitions, transfer/conveyance, and disposal of property and equipment, maintaining property controls, inventories and reporting systems, including direct property management support to Tribal contractors and grantees.

Financial Administration: Budget and financial planning, fund control and accountability and related activities involving the Tribes in setting budgetary priorities and goals, preparation and processing of vouchers and other obligation documents, operation of cash collections, payroll problem resolution, position and FTE control, and maintenance of fiscal records and accounts.

General Services: Performance of a variety of duties in the daily operations of the Agency including: management reports and controls, Privacy Act and Freedom of Information Act coordination and reporting, program records management and control, and relocation of equipment and office furniture.

Safety Management

Program Description ($391,000; FTE 5): This program supports the long-term goal of improving the safety and functionality of facilities for clients. Where funded, Agency program staff develop, implement, and review Agency level safety programs for compliance with Federal laws and regulations, and coordinate safety programs with the Tribes. When potentially hazardous conditions are identified in Tribal schools, the Agency staff evaluate and determine necessary corrective actions. This program works hand in hand with the Regional level Safety Management program, specifically in those locations which do not have funds to support a full fledge safety program. In those cases, the Regional level supports the required activities.

Activity Summary

(Dollar amounts in thousands)

Activity: Other Recurring Programs

Subactivity		2000 Enacted To Date	Uncontrollable and One-Time Changes	Program Changes	2001 Budget Request	Change From 2000
Education	$(000)	502,216	10,090	32,467	544,773	42,557
	FTE	*2,733*	*0*	*60*	*2,793*	*60*
Resources Management	$(000)	39,830	-98	-2,548	37,184	-2,646
	FTE	*8*	*0*	*0*	*8*	*0*
Total Requirements	$(000)	542,046	9,992	29,919	581,957	39,911
	FTE	*2,741*	*0*	*60*	*2,801*	*60*

Activity: Other Recurring Programs
Subactivity: Education

Program Element		2000 Enacted To Date	Uncontrollable and One-Time Changes	Program Changes	2001 Budget Request	Change From 2000
School Operations	$(000)	466,905	10,090	29,576	506,571	39,666
	FTE	*2,733*		*60*	*2,793*	*60*
Tribally Controlled Community Colleges	$(000)	35,311	0	2,891	38,202	2,891
Total Requirements	$(000)	502,216	10,090	32,467	544,773	42,557
	FTE	*2,733*		*60*	*2,793*	*60*

Overview: The Bureau's school system is a nationwide school system consisting of 185 schools operating in 23 different states. It is the only system operated by the Federal Government which provides basic education programs to the American Indian population.

The Bureau's mission goal for education is to provide quality education opportunities from early childhood through life in accordance with the Tribal needs for cultural and economic well-being and in keeping with the wide diversity of Tribes and Alaska Native villages as distinct cultural and governmental entities. Funds provided for the Education programs will enable Bureau-funded schools to pursue the Bureau's long-term goal that by the end of School Year 2004-2005, the Bureau will improve the success rate of students completing each educational level from early childhood to job placement.

The Education programs will address Executive Order 13096 for American Indian and Alaska Native Education to improve the academic performance of American Indian and Alaska Native students. The Order identified six specific goals: 1) improving student achievement in reading and mathematics; 2) increasing high school completion and post-secondary attendance rates; 3) reducing the influence of long-standing factors that impede educational performance, such as poverty and substance abuse; 4) creating strong, safe, and drug-free school environments; 5) improving science education; and 6) expanding the use of educational technology. The Bureau's annual goals for FY 2000 directly correspond with meeting the goals of the Executive Order. The Bureau's goals for FY 2000 are to make improvements in the following:

- the percentage of students proficient in Math from 43 percent in FY 1999 to 47 percent;
- the percentage of students proficient in Language Arts from 41 percent in FY 1999 to 45 percent;
- the attendance rate at Bureau/Tribal schools from 91 percent in FY 1999 to 91.5 percent;
- the percentage of teachers proficient in new assessments from 54 percent in FY 1999 to 59 percent;

- the percentage of schools accredited from 98 percent in FY 1999 to 100 percent.

All Bureau schools have also developed Consolidated School Reform Plans (CSRPs) which provide a detailed strategic framework for instituting more challenging curriculum standards and assessment procedures; creating better accountability and management success; and implementing benchmarks, time lines and other monitoring tools. Bureau schools will be implementing their CSRPs and will be held accountable for their progress.

The School Operations Program includes the Indian School Equalization Program (ISEP) formula, ISEP Program Adjustments, Early Childhood Development, Student Transportation, Operation of School Facilities, Administrative Cost Grants, Area and Agency Technical Support, and the School Statistics Initiative.

School Operations

Program Subelement		2000 Enacted To Date	Uncontrollable and One-Time Changes	Program Changes	2001 Budget Request	Change From 2000
ISEP (Formula Funds)	$(000)	316,502	9,296	7,500	333,298	16,796
	FTE	*2,120*	*0*	*0*	*2,120*	*0*
ISEP (Program Adjustments)	$(000)	663	4	0	667	4
	FTE	*3*	*0*	*0*	*3*	*0*
Early Childhood Development	$(000)	5,586	48	14,950	20,584	14,998
	FTE	*33*	*0*	*60*	*93*	*60*
Student Transportation	$(000)	36,099	198	1,986	38,283	2,184
	FTE	*134*	*0*	*0*	*134*	*0*
Institutionalized Disabled	$(000)	3,747	4	0	3,751	4
	FTE	*3*	*0*	*0*	*3*	*0*
Facilities Operations	$(000)	54,091	510	1,000	55,601	1,510
	FTE	*350*	*0*	*0*	*350*	*0*
Administrative Cost Grants	$(000)	42,160	0	4,140	46,300	4,140
Area/Agency Technical Support	$(000)	7,357	30	0	7,387	30
	FTE	*90*	*0*	*0*	*90*	*0*
School Statistics ADP	$(000)	700	0	0	700	0
Total Requirements	$(000)	466,905	10,090	29,576	506,571	39,666
	FTE	*2,733*	*0*	*60*	*2,793*	*60*

The FY 2000 budget continues the forward funding for the 2000-2001 school year for the following programs: Indian School Equalization Program, Indian School Program Adjustments, Student Transportation, Early Childhood Development, and Administrative Cost Grants. Funds appropriated for these programs will become available for obligation on July 1, 2000, to support curriculum planning and purchases, and classroom operations beginning in late August and early September.

Management Improvement: The Bureau continues to improve administrative practices so that funding for student education programs is maximized. The Bureau's accomplishments in management improvements are summarized below:

Administrative Assessment and Program Improvement Guide (AAPIG): A guide has been developed to assist Bureau-operated schools in measuring the effectiveness of the delivery of quality education programs and services to the children and communities served by the Bureau's Office of Indian Education Programs (OIEP). A team comprised of representatives from the OIEP's Central Office, Education Line Offices and school representatives developed the guide utilizing a combination of their professional experience and technical expertise. The guide will be used to perform reviews of educational leadership, administrative support services and education programs. Under this process, the Bureau will review one-third of the Education Line Offices and Bureau-operated schools.

The AAPIG provides Bureau-funded schools with technical assistance and guidance to comprehensively improve their education program.

Improving America's Schools Act of 1994 (IASA): Under the provisions of *Public Law 103-382* and *Public Law 103-227*, Goals 2000: Educate America Act, all 185 schools have implemented school reform plans which provide a detailed strategic framework for instituting more challenging curriculum standards and assessment procedures; creating better accountability and management; and implementing benchmarks, time lines and other monitoring tools. The Bureau plans to issue a report for each of its schools that summarizes school reform activities, data used to measure performance, and indications of improvement. All school evaluation data is aggregated into a national Bureau report to the Department of Education. Individual schools and the Bureau school system are held accountable for results.

National Partnerships for Reinventing Government Labs: The Bureau has initiated two National Partnerships for Reinventing Government Labs. The first lab, Access Native America, has thus far cabled 148 schools and connected 118 to the Internet. The overall result of this effort will ultimately be improved data collection capacity, more efficient tracking of student achievement, and increased student learning. The second lab, the Education Personnel Lab, has improved the overall quality of services to the schools. The quality of school staff affects the overall student achievement. The improvement efforts at the personnel office have resulted in a streamlined, more efficient hiring process that is able to effectively recruit and hire quality teachers, and an improved service delivery system thereby reducing employee dissatisfaction and improving staff retention rates.

Department of Education Programs: In addition to its annual appropriations, the Bureau also administers and provides technical support to several programs funded by the U.S. Department of Education. For SY 1999-2000, the estimated funding is as follows:

Individuals with Disabilities Education Act, *Public Law 94-142*, as amended by 105-17, Part B, Section 611(a) (1) ($37,345,922): Funds are used to supplement services to disabled children between the ages of five and 21 years enrolled in Bureau-funded schools, who require special education and related services in accordance with an Individual Education Plan.

Individuals with Disabilities Education Act, *Public Law 94-142*, as amended by 105-17, Part B, Section 611(3) ($9,336,480): Funds are distributed based upon a formula to Tribes with Bureau-funded schools located on their reservations. The funds are used to assist State Education Agencies (SEAs) in the provision of special education and related services to children with disabilities between the ages of three and five years. SEAs are required to provide a free appropriate public education to these children in accordance with an Individual Education Plan. The Bureau is assigned a technical assistance role by this statute.

Individuals with Disabilities Education Act, *Public Law 105-17*, Part C, Section 684 ($4,567,901): Funds for the Early Intervention Program are distributed by formula to Tribes with Bureau-funded schools located on their reservations. Tribes receive funds to assist their respective SEA in the coordination and provision of early intervention services to families of Indian infants and toddlers with disabilities, in accordance with an Individual Family Service Plan.

Comprehensive School Reform Demonstration Program, *Public Law 105-78* ($896,402): This law provides funds to underachieving schools and holds them accountable for improving student learning.

Class Size Reduction Program, *Public Law 105-277* ($3,466,727): This program provides funds to carry out effective approaches to reducing class size with highly qualified teachers to improve educational achievement for both regular and special-needs children, with particular consideration given to reducing class size in the early elementary grades.

Education of Homeless Children and Youth, *Public Law 103-382* ($100,000): This program provides supplemental assistance to four school sites for students who qualify by providing extra counseling, tutoring, and funds for clothing and transportation.

Title I - Helping Disadvantaged Children Meet High Standards, *Public Law 103-382* ($49,389,651): The purpose of this program is to enable schools to provide opportunities for all children served to acquire the knowledge and skills that are contained in the challenging Bureau content standards and to enable them to meet challenging performance standards.

Title II - Eisenhower Math and Science, *Public Law 103-382* ($1,670,000): These funds support professional development activities for teachers. Schools may use funds for meeting technology needs and implementing new techniques of teaching math and science concepts.

Title III – Technology Literacy Challenge Fund, *Public Law 103-382* ($2,125,000): The purpose of the Technology Literacy Challenge Fund is to provide resources to speed the implementation of technology in schools by fully integrating it into the curricula so that all students become technologically literate and able to meet the demands of the 21st Century. These funds are awarded on a competitive basis to schools who demonstrate the greatest need for technology.

Title IV - Drug Free Schools and Communities Act, *Public Law 103-382* ($4,410,000): The purpose of this program is to support schools in developing programs to prevent violence in and around schools and to strengthen programs that prevent the illegal use of alcohol and drugs.

Title VII - Bilingual Education Program, *Public Law 103-382* ($524,517): Bureau-funded schools may apply directly to the Department of Education for funds to support instructional curriculum relating to the study of the history, culture and utilization of the native language.

Goals 2000: Educate America Act, *Public Law 103-227* ($2,988,882): This act provides funds to promote educational reform in all schools across America, especially in their instructional programs.

Title IX - Indian Education Act, *Public Law 92-318* ($1,798,379): This law provides funds for the special academic and culturally relevant education needs of Indian children.

Indian School Equalization Program (ISEP)

Program Description ($316,502,000; FTE 2,120): The Indian School Equalization Program (ISEP) supports the Bureau's long-term goal to improve the succession of students to each educational level from early childhood development to job placement by providing formula-based funding for Bureau-operated, grant and contract elementary and secondary schools. In School Year (SY) 2000-2001, 185 Federally operated and contracted schools will serve 49,321 students. Funds are distributed using the ISEP formula Weighted Student Units (WSUs) to provide basic educational programs for children in grades K through 12. For SY 2000-2001, a total of 88,744 WSUs is projected which will provide an average of $3,517 per WSU for basic educational programs. *Public Law 103-382* authorizes tuition payments for out-of-state students boarding at the Richfield Dormitory in Richfield, Utah, to be paid from the Indian School Equalization Program. In SY 1999-2000, the out-of-state students are funded based on the WSU and not the $350,000 paid in previous years.

ISEP Formula: Under the ISEP formula, different educational activities and grade levels are assigned weights (using a base amount of 1.00) which reflect the relative costs associated with the various programs. To determine the WSU at each school, the number of students participating in the various educational activities is identified, totaled by activity, and then multiplied by the weight factor for each activity to arrive at the number of weighted student units at each school.

Public Law 100-297 authorizes 1.0 percent for a Director's contingency fund, 0.2 percent for the national school board training program, and $600,000 for declining enrollment adjustments to be excluded from the WSU allocations. These amounts are deducted from the ISEP appropriation before calculating the WSU per dollar value, the basis for distribution to the schools. Additional support is also provided to schools experiencing a greater than 10 percent decline in enrollment from the prior year to lessen the impact of reduced ISEP allocations.

The $3,390/WSU distributed in SY 1999-2000 is determined by dividing the $301,955,200 of ISEP funds remaining after deducting the set asides described above by the total number of all schools' WSUs. The total WSU figure includes all of the WSUs generated directly by instructional and residential programs, plus the Small School Adjustment, which takes into account the higher per student costs incurred in the operation of very small schools and dormitories with less than 100 students.

SUMMARY OF SCHOOL YEAR 1999-2000 ISEP FUNDING

Schools		Total	WSU[4]			Totals	
Type	Total[5]	ADM[6]	Inst	Res	G&T	WSU	$
Day Schools	115						140,722,700
Bureau Operated	32	7,185	9,870	0	953	10,823	
Grant/Contract	83	19,467	28,229	0	2,460	30,688	
On-Reservation Boarding Schools	49						120,733,600
Bureau Operated	27	10,361	14,143	4,953	1,029	20,124	
Grant/Contract	22	7,750	10,580	4,057	853	15,490	
Off-Reservation Boarding Schools	7						28,549,600
Bureau Operated	4	1,739	2,476	2,879	350	5,705	
Grant/Contract	3	775	1,526	1,040	151	2,716	
Dormitories	14						9,339,300
Bureau Operated	1	124	0	161	0	161	
Grant/Contract	13	1,675	240	2,338	16	2,594	
Total	185	49,076	67,064	15,427	5,811	88,302	299,345,200[7]

The following table provides a further breakdown of ADM and WSU by program type:

School Year 1999-2000 ADM & WSU Data

PROGRAM	ADM	WSU
Instructional Programs:		
Basic	47,290.00	54,504.80
Exceptional Child	10,053.00	6,721.75
Bilingual	27,779.00	5,555.80
Gifted & Talented	6,934.00	5,810.60
Total Instructional WSUs		72,592.95

[4] Weighted Student Units (WSU) are distinguished by type: Instructional (Inst), Residential (Res), and Gifted and Talented (G&T).

[5] Total schools reflects 64 Bureau-operated and 121 contract/Grant schools.

[6] Average Daily Membership (ADM) count is conducted once a year during the last week in September. To be included in the count, a student must be in attendance at least one full day during that week or reside in the dormitory one full day and one night.

[7] For SY 1999-2000, $301,955,200 was available for distribution of ISEP funding. Four schools have contested their SY 1999-2000 ISEP count based on 755.15 WSU being disallowed. Distribution of the balance of the ISEP funds is dependent upon the resolution of the contested count.

PROGRAM	ADM	WSU
Residential Programs:		
Boarding Schools		
Basic	8,012.00	10,195.30
Intensive Residential Guidance	4,571.00	2,285.50
Exceptional Child	426.00	205.50
Dormitories		
Basic	1,689.00	2,140.65
Intensive Residential Guidance	605.00	302.50
Exceptional Child	31.00	15.50
Total Residential WSUs		15,144.95
Total Formula Program		87,737.90
Small School Adjustment		546.50
School Board Supplement		18.00
Total Weighted Student Units		88,302.40

The following table provides a history of the ISEP formula funding. The data shown for Fiscal Years 2000 and 2001 are estimates based on projected student counts. Final amounts may differ pending the determination of the actual student count.

Fiscal Year	School Year	Number of Schools	ADM	WSU	$ per WSU
1996	1996-97	187	49,213	89,079	2,904
1997	1997-98	185	50,373	91,729	3,067
1998	1998-99	185	50,125	90,422	3,199
1999	1999-2000	185	49,076	88,302	3,390
2000 (Est)	2000-2001	185	49,321	88,744	3,517
2001 (Est)	2001-2002	185	49,568	89,187	3,685

ISEP Program Adjustments

Program Description ($663,000; FTE 3): This program provides funds for special projects, new activities, and other costs not included in the ISEP formula, such as security guard services, training for dormitory staff to upgrade their education and skills, and replacement of outdated books. In FY 2000, funds will provide security guard services at Riverside Indian School in Anadarko, Oklahoma, and Chemawa Indian School in Salem, Oregon.

Early Childhood Development

Program Description ($5,586,000; FTE 33): One of the Bureau's long-term education goals is to improve the succession of students to each educational level from early childhood development to

job placement. The Early Childhood Development Program supports this goal by providing funds to begin educating children at an earlier age through parental involvement at home and to coordinate the Family and Child Education (FACE) program components. The components include: early childhood education, parenting skills, parent and child interaction time, and adult education and training. All of these components address family literacy needs, improve readiness for school, increase high school completion, encourage life-long learning, support the survival of American Indian languages and cultures, and assist parents in being their child's first and best teacher.

The FACE program was started in 1990 by the Bureau based on research that demonstrated for each dollar spent on early childhood and family literacy programs, six dollars were saved on remediation, welfare, and teen pregnancy. The program is a two-generation education program that provides services such as early childhood educational programs to start children with the best possible start in life, while parents are provided training to help enhance their parenting skills, education and literacy. The FACE program prepares parents for gainful employment opportunities and thus an opportunity to move from welfare to work. In FY 1999, the Bureau funded 22 sites to address the literacy needs of the family and support parental participation in the education of their children from birth through age 5. In FY 2000, the Bureau will continue to provide funds for the 22 sites at the following locations:

FACE Program Sites

School	State	School	State
Takini School	SD	Chi-Ch'il-Tah/Jones Ranch	NM
Kickapoo Nation School	KS	Na'Neelzhiin Ji'Olta (Torreon)	NM
Fond Du Lac Ojibway School	MN	Wingate Elementary School	NM
Lac Courte Oreilles Ojibwa School	WI	T'iists'oozi' Bi'o'lta (Crownpoint Com.Sch.)	NM
Hannahville Indian School	MI	To'Hajiilee-He (Canoncito)	NM
Blackwater Community School	AZ	Alamo Navajo School	AZ
Pine Hill Schools	NM	Rough Rock Demonstration School	AZ
T'iis Nazbas (Teecnospos) Community School	AZ	Chinle Boarding School	AZ
To'haali' (Toadlena) Community School	NM	Ch'ooshgai (Chuska) Community School	NM
Shiprock Northwest (Alternative) High School	NM	Chief Leschi School System (Puyallup)	WA
Little Singer Community School	AZ	Choctaw Schools - Conehatta	MS

The program will serve about 1,800 children and 1,700 adults from a total of 1,600 families in two settings which include home and school. The program will also serve an additional 3,200 children in grades K-3 by supporting teacher training in the High/Scope active learning curriculum which is implemented in the FACE early childhood classroom and included in the school's Consolidated School Reform Plan. As a direct result of the skills learned through participation in FACE, approximately 150 adults will gain employment and 40-50 adults will complete their GED or earn their high school diploma. The achievements and successes of the FACE Program over the past few school years is shown below:

FACE Program Data

School Year	Children Served	Adults Served	Families Served	GED Earned	Employment Obtained
1994-1995	1,289	1,215	951	44	116
1995-1996	1,624	1,570	1,225	72	238
1996-1997	1,950	1,830	1,400	80	260
1997-1998	2,000	2,000	1,650	100	300
1998-1999	5,000	1,800	1,700	50	150
1999-2000	5,100	1,620	1,530	45	135
2000-2001 (Est)	5,000	1,700	1,600	50	145

Student Transportation

Program Description ($36,099,000; FTE 134): The Student Transportation Program supports the Bureau's long-term goal to provide for improved technology, infrastructure and safety management measures to maximize learning opportunities and to ensure the general well-being of Indians and Alaska Native students. In FY 2000, the Bureau will continue to provide safe and reliable transportation services for students in the 185 Bureau-funded schools, including many located on remote reservations. The funds are used for bus fuel to transport students to and from school; maintenance, replacement and upgrade of worn out vehicles in accordance with National and State transportation standards, and for bus driver training, certification and salaries. For students in boarding schools, transportation funding is provided at the beginning and end of the school year and for one round trip home at mid-year. For students in day schools, daily transportation must be provided. For students in boarding or day schools, bus transportation must also be provided for sports and other after-school activities. Because poor road conditions on Indian reservations increase the cost of transportation, miles driven on unimproved roads are given an additional 20 percent weight under the current distribution formula. Factors that impact on the daily transportation cost include:

- Many schools use 4-wheel drive vehicles instead of traditional school buses because most reservation road systems are unpaved and necessitate use of 4-wheel vehicles. It is difficult and very costly to get a school bus with 4-wheel drive; it is easier and safer to accommodate students with the smaller vehicles, particularly special education children; and for longer routes, schools prefer to separate children by age group.

- Due to the isolation of the reservations, even one additional child can expand a bus route by 20 miles.

- Kindergarten students must be transported door to door, not left at a common drop site.

- Schools do not usually share transportation, since they are located in rural areas far from one another.

- The trend of students transferring from residential schools to day schools increases transportation miles.

The following table shows the actual road mileage recorded at day and boarding schools for SY 1995-96 through 1999-00. (Table does not include air miles.)

	SY 1995-96	SY 1996-97	SY 1997-98	SY 1998-99	SY 1999-00
Day Student Miles (000)	14,256	14,780	15,495	14,436	14,363
Resident Student Miles (000)	405	417	344	375	357
Total Miles (000)	14,661	15,197	15,839	14,811	14,721
Dollars per Mile	$1.59	$1.60	$1.90	$2.10	$2.26

In SY 1999-00, the Bureau funded transportation costs at the rate of $2.26 per mile for day and boarding schools.

Institutional Program for Children with Disabilities

Program Description ($3,747,000; FTE 3): This program supports the Bureau's long-term education goal to maximize learning opportunities and to ensure the general well being of Indians and Alaska Native students by providing special education and related services to children with disabilities. In FY 1999, the Bureau provided services to approximately 166 Indian children, ages 5-21 placed in 47 different institutions which included private facilities, State-operated institutions, approved private non-profit facilities, and facilities operated by Tribes. The Bureau will continue to provide services in FY 2000 to approximately 166 institutionalized Indian children. Disabilities facing these students are so profound as to require 24-hour institutionalized care. Funding for special education and related services may include, but is not limited to, the following: occupational and physical therapy, counseling services, audiology, rehabilitation counseling services, and psychological services. The Bureau continues to ensure that an appropriate education is provided to eligible Indian children with disabilities within the least restrictive environment and as close to their homes as possible. The Bureau has ongoing partnerships with State institutions and has promoted partnerships with local Tribal organizations to work with institutionalized students.

The FY 2001 budget request will allow the Bureau to continue to provide for the special education needs and related services of approximately 166 institutionalized Indian children.

Facilities Operations

Program Description ($54,091,000; FTE 350): The Facilities Operations program supports the Bureau's long-term goal to provide for improved technology, infrastructure and safety management measures to maximize learning opportunities and to ensure the general well-being of Indians and Alaska Native students by providing funds for essential operating expenses for all Bureau-funded schools. In FY 1999, the Bureau provided funds for essential operating expenses for education facilities including 2,337 building (excluding quarters), containing approximately 17.6 million square feet. In FY 2000, the Bureau will provide funds for essential services for educational facilities consisting of 2,390 buildings (excluding quarters), containing approximately 17.9 million square feet. This includes approximately 231,415 square feet of new education facilities that will be added to the Bureau's facilities inventory. The facilities operation cost is approximately $4.55 per square foot. The operations of facilities are those functions and purchased services which

provide the facilities with utilities and services. Items which are included in the operations of a Bureau-funded school are: program administration, work supervision, expendable equipment, electricity, heating fuels, communications, scheduled grounds maintenance, GSA vehicle rental, refuse collection and disposal, custodial services, pest control, water and sewer service, and fire/intrusion monitoring either electronically or by fire watch staffing. These services are critical for the operations of facilities.

Administrative Cost Grants

Program Description ($42,160,000): The Administrative Cost Grants Program supports the Bureau's long-term goal to provide for improved technology, infrastructure and safety management measures to maximize learning opportunities and to ensure the general well-being of Indians and Alaska Native students by providing funds for essential operating expenses for all Bureau-funded schools. This program provides grants in lieu of Contract Support Fund to Tribes or Tribal organizations for school operations. For FY 2000 (SY 2000-01), the Bureau projects there will be 127 contract/grant schools and 58 Bureau-operated schools. Similar to contract support, the Bureau's goal is to pay 100 percent of the amount derived by the administrative cost formula. Administrative cost grants enable Tribes and Tribal organizations to operate contract or grant schools without reducing direct program services to Indian students. Tribes are provided funds for related administrative overhead services and operations necessary to meet the requirements of the law, prudent management practices and to carry out other necessary support functions which would otherwise be provided by the Secretary or other Federal officers or employees from direct program funds and/or other resources that support comparable Bureau-operated programs.

In accordance with *Public Law 100-297*, individual grants are determined using an administrative cost percentage rate based upon the following formula:

$$\frac{(\text{Tribe Direct Cost Base} \times \text{Minimum Base Rate}) + (\text{Standard Direct Cost Base} \times \text{Maximum Base Rate})}{\text{Tribe Direct Cost Base} + \text{Standard Direct Cost Base}}$$

Area and Agency Technical Support

Program Description ($7,357,000; FTE 90): This program supports the goal of providing improved technology, infrastructure and safety management measures to maximize learning opportunities and to ensure the general well-being of Indians and Alaska Native students by providing funds for essential operating expenses for all Bureau-funded schools. In FY 1999, the Bureau provided technical support and program supervision through 24 education line officers for 185 Bureau-funded elementary and secondary programs, and the scholarship and adult education programs. The Bureau will continue to provide technical support and program supervision at the same level in FY 2000. The education line officers are responsible for executing the following duties:

- represent the Bureau education programs in their dealings with Indians, State and local governments, other Federal agencies, and the public,

- direct and assist in the development, application and implementation of overall policies and programs, evaluate performance, and coordinate those features of programs extending beyond the jurisdiction of a single school within the agency or office,

- recommend revisions of national policies, programs, procedures and regulations,

- monitor and evaluate Bureau education programs,

- provide technical assistance and coordination for schools and other offices within their jurisdiction in such areas as curriculum, procurement, contracting, budgeting, personnel and other administrative services,

- direct those agency positions deemed by the Assistant Secretary-Indian Affairs as "directly and substantially" involved in education, including all contract educator positions,

- coordinate, monitor, and as appropriate, certify the validity of management information system data collected by these schools, and

- to enhance technology to improve the data collection.

School Statistics ADP

Program Description ($700,000): The program supports the Bureau's long-term goal of providing improved technology, infrastructure and safety management measures to maximize learning opportunities and to ensure the general well-being of Indians and Alaska Native students. The purpose of this program is to implement a school statistics program at all Bureau-funded schools which will provide current, consistent and accurate processing of school-related data at all levels within the Bureau. The Bureau has completed the installation of necessary cabling at 148 schools and will implement the school statistics pilot program using commercial off-the-shelf software with wide area network capabilities at 28 locations in FY 2000. The pilot program began with four schools and will test the proof of concept for reporting average daily attendance, student tracking and student learning. In order to prepare all schools for this program, the Bureau installed the school statistics program at 12 additional schools in FY 1999 for a total of 16 schools. In FY 2000, the Bureau plans to install the school statistics program at an additional 12 schools with the intent to expand the program to the remainder of the schools in future fiscal years.

The school statistics initiative will eliminate the current cumbersome and time consuming process for developing and distributing annual school operations funding by automating the process at the local school level. School statistics will also capture and maintain data on student records, academic curriculum, accreditation, student achievement, transportation services, personnel records, food services, and needs assessments. The system will provide the capability to track student movement between Bureau-funded schools and from/to public and private schools. The system will also provide data on retention rates and dropout rates.

Currently, schools do not have the capability to report student data in an efficient manner. This initiative will allow the Bureau to collect critical school data nationwide on a timely basis. The data will be used in the following manner:

- To fulfill the requirements of the Annual Performance Plan as required by the Government Performance and Results Act by providing accurate reports on performance measures such as student attendance, retention, and academic achievement.

- To ensure enrollment projections are sound. Budget requests are based on expected student count, therefore, it is important that enrollment projections are accurate.

- To distribute School Operations funds earlier in the school year, allowing schools better management of their funds.

Tribally Controlled Community Colleges/Universities

Program Subelement		2000 Enacted To Date	Uncontrollable and One-Time Changes	Program Changes	2001 Budget Request	Change From 2000
Operating Grants	$(000)	34,220	0	2,891	37,111	2,891
Technical Assistance	$(000)	114	0	0	114	0
Endowment Grants	$(000)	977	0	0	977	0
Total Requirements	$(000)	35,311	0	2,891	38,202	2,891

This program supports the Bureau's mission goal to provide quality education opportunities from early childhood through life in accordance with the Tribal needs for cultural and economic well-being in keeping with the wide diversity of Tribes and Alaska Native villages as distinct cultural and governmental entities. This program also supports the Bureau's long-term goal that by the end of School Year 2004-2005, the Bureau will improve the succession of students to each educational level from early childhood development to job placement. Funds provided in FY 2000 will allow the Bureau to pursue its annual performance goal to increase the number of degrees conferred at Tribally Controlled Community Colleges and post-secondary schools.

Tribally Controlled Community Colleges/Universities (TCCCUs) are chartered by Tribal governing bodies and governed by local boards of regents. The colleges are primarily located on remote reservations and serve American Indian communities with very limited access to other post secondary institutions. They address the needs of some of the most economically depressed regions in this country. Predominantly two-year institutions, Tribal Colleges are successfully overcoming longstanding barriers to Indian higher education. They are unparalleled in their ability to provide the knowledge and skills students need to transfer to four-year colleges and universities and to become successfully employed. Tribal Colleges comply with strict adherence to standards of mainstream accreditation associations. Several colleges, including the Turtle Mountain Community College and the Fond du Lac Tribal Community College, have reached the highest standards set by national accrediting agencies which enable them to be placed on a ten-year cycle for accreditation.

Tribal Colleges and universities also serve as community centers, libraries and Tribal archives, career centers, economic development centers, public meeting places, child care centers and caretakers of Tribal languages and cultures. Tribal College faculty and administrators serve as mentors and community role models. These institutions recognize the importance of providing training-partnership opportunities for students in a community setting through business and industry.

Operating Grants

Program Description ($34,220,000): Title I of the Tribally Controlled Community College Assistance Act *(Public Law 95-471)*, as amended, authorizes grants to the TCCCs to defray expenditures for academic, educational, and administrative purposes and for the operation and maintenance of all TCCCs except Dine College, the Title II institution. Grant funds are distributed to eligible Title I colleges based on a per student allocation of the Indian Student Count (ISC). All credit hours (full-time, part-time) are added together and divided by 12 to arrive at the ISC per academic term for each school. In FY 1999, the Bureau awarded ISC grants to 26 TCCCs under the authority of the Tribally Controlled Community College Assistance Act. In FY 2000, the Bureau will award ISC grants to 25 TCCCs. Medicine Creek Tribal College in Washington was approved for inclusion in the FY 1999 program, but did not meet the criteria for continued funding in FY 2000.

The following table displays the actual ISC for FY 2000, the estimate for FY 2001, and the FY 1999 graduates for each college.

Status of Tribally Controlled Community Colleges/Universities

College	Indian Student Count		Accredi-tation	Degrees or Certificate Offered	Estimated Number of Enrolled Indian Students	FY 1999 Graduates
	FY 00 Actual	FY 01 Estimate				
Bay Mills	204	210	C	1, 3, 6	502	30
Blackfeet	405	417	A	1, 2, 3, 6	1,180	65
Cheyenne River (Si Tanka)	169	175	C	1, 2, 6	1,093	16
College of the Menominee Nation	184	190	A	1, 2, 6	654	51
D-Q	49	51	A	1, 2, 6	545	5
Dull Knife	155	162	C	1, 3, 6	613	35
Fond du Lac	87	91	A	1, 2, 3, 6	255	67
Fort Belknap	153	161	A	1, 3, 6	697	33
Fort Berthold	276	283	A	1, 3, 6	462	19
Fort Peck	312	326	A	1, 2, 3, 6	726	31
Lac Courte Oreilles	325	327	A	1, 3, 6	816	35
Leech Lake	237	239	A	3, 6	648	25
Little Big Horn	211	217	A	1, 6	782	24
Cankdeska Cikana	135	139	A	1, 2, 3, 6	325	52
Little Priest	52	55	A	1, 2, 6	171	53
Northwest	663	671	A	1, 2, 6	3,458	26
Nebraska	144	153	A	1, 2, 3, 6	568	32
Oglala Lakota	932	952	A	1, 3, 4, 6	2,094	116
Salish Kootenai	869	974	A	1, 2, 3, 4, 6	2,079	141
Sinte Gleska	719	812	A	1, 2, 3, 4, 5, 6	1,385	71
Sisseton-Wahpeton	126	127	A	1, 3, 6	320	19
Sitting Bull	276	295	A	1, 2, 3, 4, 6	445	29
Stone Child	268	272	A	1, 2, 3, 6	576	26
Turtle Mountain	572	622	A	1, 2, 3, 6	1,606	103
Title I Total	7,523	7,921			22,000	1,104

The accreditation classifications of the colleges are either: fully accredited by a recognized accrediting association (A); institution transfer (B); or candidate status towards accreditation (C). Certificates awarded include Associate of Arts (1), Associate of Science (2), Associate of Applied Science (3), Bachelor of Science (4), Master of Arts (5) and Vocational certificates (6).

Title II of *Public Law 95-471* exempts the Dine College (formerly Navajo Community College) from being included in a formula distribution of funds. Title II has been amended to fund Dine College at an amount equal to that which is necessary for operation and maintenance of the college including, but not limited to, administrative, academic and operation and maintenance costs. The following table displays student count, accreditation, degree and graduate information.

Dine College	FY 00 Actual	FY 01 Estimate	Accredi-tation	Certificate Offered	FY 1999 Graduates
Students	1,461	1,448	A	1,2,3,6	138

Technical Assistance

Program Description ($114,000): For FY 2000, technical assistance funds will be provided to assist the Tribal colleges/universities in gaining full accreditation, maintaining quality programs, and identifying new funding sources and programs to enhance the educational opportunities for Indian people. The FY 2001 budget request will allow the Bureau to continue to provide technical assistance at the same level.

Endowment Grants

Program Description ($977,000): *Public Law 99-428* authorizes a program of endowment grants to the TCCCs. The TCCCs must match the endowment grant with a capital contribution equal to half of the amount of the Federal contribution or by the use of personal or real property received as a donation or gift. Funds are invested under the authority of section 331(c)(2) of the Higher Education Act of 1965, as amended. Any interest earned can be used to defray expenditures associated with the operation of the college. In FY 2000, $977,000 will be distributed as the colleges receive private sector contributions. Endowment grants may be awarded to Title I colleges in the fiscal year after they have met eligibility requirements. The same level of funding is requested in FY 2001 for the Endowment Grants Program.

Justification of Program Changes

Program Subelement		2001 Budget Request	Program Changes (+/-)
ISEP Formula Funds	$(000)	333,298	7,500
Early Childhood Development	$(000)	20,584	14,950
	FTE	*93*	*60*
Student Transportation	$(000)	38,283	1,986
Facilities Operations	$(000)	55,601	1,000
Administrative Cost Grants	$(000)	46,300	4,140
Tribally Controlled Community Colleges	$(000)	37,111	2,891
Total Requirements	$(000)	531,177	32,467
	FTE	*93*	*60*

Education

For FY 2001, the Bureau is requesting an additional $32.5 million for Education programs. Additional funds are needed to provide for: 1) mandated teacher, counselor, and other staff requirements related to the current student population, projected salary increases, to upgrade materials, and to accommodate additional student enrollment, 2) an additional 22 Family and Child Education (FACE) sites and implementation of six pilot Therapeutic Residential Model (TRM) sites, 3) increased bus mileage and equipment costs, 4) increased facilities operations costs, 5) additional Tribes to contract for operation of contract/grant schools, and 6) additional support for Tribally Controlled Community Colleges.

The additional resources will help assure the Bureau attains its mission goal of providing quality education opportunities from early childhood through life in accordance with the Tribal needs for cultural and economic well-being in keeping with the wide diversity of Tribes and Alaska Native villages as distinct cultural and governmental entities. The Bureau's long-term goal is to improve the succession students to each educational level from early childhood to job placement by the end of School Year 2004-2005.

Since 1988, Bureau-funded schools have made significant progress in reaching accreditation. When school operation funding does not meet the enrollment increases, accreditation rates decrease and the quality of education programs decline. Other performance indicators, such as retention rates and dropout rates, are directly related to the quality of education being provided. Some additional factors that contribute to the increased costs of providing quality educational services include the following:

- The education needs of Indian youth are greater given the poverty level on Indian reservations, the higher incidence of alcoholism, neonatal health problems, and Tribal and linguistic diversity. Indian youth have the highest suicide and alcohol and drug abuse rates in the Nation.

- The schools are geographically dispersed and predominantly located in remote rural areas. The costs for operating rural schools are higher than those of their urban counterparts.

- Thirty of the Bureau-funded schools are located in six of the ten poorest counties in America.

- With the development and increase of on-reservation day schools, the need for dormitories, both on and off reservation, and peripheral dormitories because of the isolation factor has diminished. Despite this, the need for residential facilities of all kinds has actually increased. Many Native American students are from dysfunctional and/or severely economically depressed families. As a result, these students experience behavioral problems. These students are unable to attend local public schools as their problems often result in expulsion. Some of these students are able to deal with those problems to the extent that they can live in an on-reservation residential facility at either the elementary or high school level, going home on weekends. Others can function in a public school if they are partially removed from the home environment during the week. That is accomplished by attending a residential facility located near a public school, called a peripheral dormitory. Still others need to be totally separated from their home environment. These students exhibit extreme behavioral problems or social problems resulting in their having to be placed in residential facilities off reservation. The additional time and attention required for these students results in increased costs. There are approximately 16,000 students residing at Bureau boarding schools and dormitories. Many students attending these residential facilities are considered "at risk"students and have no alternatives for an educational opportunity outside of those facilities.

- The Department of Defense Overseas Teachers Pay and Personnel Practices Act was implemented by statute as an incentive for Bureau-funded schools to recruit and retain quality teachers at isolated, remote locations. The DOD salary schedule increases by approximately three percent per year. The largest percentage of a school's budget is for salaries. In many cases schools use up to 90 percent of their funds for personnel costs.

- Many Bureau schools are small; 53 percent of them have fewer than 250 students. As a result, they lack the economy of scale enjoyed by larger school districts.

- Bureau-funded schools have greater transportation requirements than public schools. Day students alone travel over 14.4 million miles during the school year. The expected increase in Kindergarten students in FY 2001 will add an estimated 600,000 miles to the school system in School Year 2001-2002. Additional children cannot simply be absorbed into existing bus routes. One kindergarten student could result in an additional 20 miles due to the requirement to transport that student to his or her home. Further, the road system on reservations necessitates use of smaller, 4-wheel drive vans instead of traditional school buses, resulting in operation of many more vehicles than a "normal Public school system". In FY 2001, $2.30 per mile is projected.

- The Bureau provides long distance transportation four times a year for nearly 16,000 students attending dormitories and boarding schools.

- The Bureau has made improved academic achievement one of its highest priorities. To achieve this goal, it is necessary to consistently increase the base funding over the previous fiscal year. In order to attract and retain high quality instructional staff and provide quality teaching materials, schools must have adequate basic funding, which is even more important due to the characteristics of the student population and the location of schools in rural isolated areas.

- The American Indian population is young and the fastest growing group in the Nation. According to the 1990 census, 33 percent were younger than 15 years old versus 22 percent of the total population. Bureau-funded schools annually feel the impact of this population trend and increase.

- The Congress has continued to keep costs down in the Bureau school system by imposing a moratorium on all new, previously public schools, and expansions of grade structure in current Bureau-funded schools.

Indian School Equalization Program (ISEP) (+$7,500,000): In a competitive society that demands an informed and a highly skilled workforce, the education of Indian youth is the primary means to overcome high unemployment on the reservation and provide the young adults with the skills to compete in a cross-cultural work environment. The requested increase is needed to meet mandated teacher, counselor, and other staff requirements related to the current student population, projected salary increases, to upgrade materials, and to accommodate additional student enrollment. Without the requested increase, schools cannot remain fully staffed with qualified teachers, thus jeopardizing school accreditation and the health and safety of residential students due to inadequate supervision. Based on the projected enrollment of 49,568 students, the FY 2001 request level will provide $3,685 per WSU. This increase will be used to meet additional staff salary, replace and upgrade textbooks, library materials, and student equipment, such as computers. Accreditation cannot be maintained if students lack current learning materials.

Bureau schools are continually improving. The dropout rate decreased from 14 percent in SY 1995-96 to 13 percent in SY 1996-97 and remained at 13 percent in SY 1997-98. In SY 1998-99, 94 percent of the schools achieved State or regional accreditation. In FY 2001, schools will continue to improve in all indicators. All schools have developed Consolidated Reform Plans (CSRP) to guide them in improving performance such as:

- One of the performance indicators is improving the attendance rate. To determine if significant improvement under the CSRP took place, the schools are required to submit an annual report at the end of each School Year. The school maintains student portfolios that include attendance data. With the improvement of the schools under the school reform initiative, the attendance rate overall will improve.

- Part of the CSRP requires the schools to provide staff development, to improve teacher proficiency in administering new student assessments. The professional staff development program required under CSRP will improve this teacher proficiency.

Early Childhood Development (+$14,950,000; +60 FTE): Of the requested increase, $6.8 million will be used by the Families and Children Education (FACE) program to provide for an additional 22 sites at an average cost of $310,000. The Bureau plans to expand the FACE program to 44 sites in a 5 phase selection and implementation process. The first phase, new FACE site applications will be mailed to the 60 identified possible applicants by mid-April, 2000. This application and selection process is based upon the existing FACE correlates and is similar to the current process. During the second phase, site applications will be completed and returned to the Bureau by mid-June, 2000. The Bureau will review the new FACE site applications during the third phase. The applications will be ranked by the Bureau's FACE committee by mid-July, 2000. The fourth phase is site visits

at the 30 selected FACE sites to validate the information contained in the application. All FACE site visits will be completed and final selections made by December, 2000. The fifth and most important phase is providing extremely intense technical assistance and training to the 22 selectees which will strengthen each individual project and assure a high degree of success. This will occur during the first and second quarter of FY 2001.

An additional $8.2 million is requested to initiate six pilot sites for implementing the Therapeutic Residential Model (TRM). These six sites will be comprised of 2 on-reservation residential facilities, 2 off-reservation residential facilities and 2 peripheral dormitories at an average cost of $1.3 million per site. The Bureau has been planning and developing the Therapeutic Residential Model (TRM) during the course of the past year using a core management group of educators experienced in residential facility operation. This core management group was comprised of education line officers, principals and other professional residential staff from off-reservation boarding schools, on-reservation boarding schools and peripheral dormitories. The selection and implementation process takes place in five phases. The development of the application and selection criteria, based upon the nine correlates of the TRM, will be completed by the end of March, 2000. In the second phase, each of the selected populations can submit an application during April through June, 2000. During the third phase, applications will be reviewed, ranked, and rated for tentative selections. The fourth phase is the validation of the information contained in the application through on-site visits, which will take place during August and September, 2000. The fifth and most important phase is providing technical assistance and training to the selectees which will strengthen each individual project and assure a high degree of success. This will occur during the first and second quarter of FY 2001.

Student Transportation (+$1,986,000): The requested increase is needed to replace and upgrade worn out vehicles in accordance with national and State transportation standards; to fund mandated bus driver training, certification, and salaries; and to fuel buses which travel more than 15.5 million miles per year. Bus maintenance and upkeep is costly due to the distances traveled and the unimproved roads upon which the busses travel. The increase in kindergarten enrollment continues to impact the overall mileage because these children must be taken to their homes rather than a single drop-off point, resulting in an increase in mileage per student. It is estimated that this school bus mileage will increase by approximately 600,000 miles. With the increase in funds, it will be possible to pay at a rate of $2.30 per mile, which is still below the national average of $2.92 reported for public schools for SY 1993-94.

Facilities Operations (+$1,000,000): The requested increase in funds for facilities operations will allow the Bureau to provide additional support for facilities operations at the 185 elementary and secondary schools and two post secondary institutions. The increase will also provide facilities operations funding for 231,415 square feet of new education facilities that will be added to the education facilities inventory in FY 2001. The additional funds are needed to assist in addressing the increased facility costs due to inflation in utility rates, new and enforced mandatory EPA requirements for refuse disposal of environmental hazardous waste, routine refuse disposal, snow removal, rodent and pest control, facilities security services, fire protection, custodial and grounds maintenance services, staff development and training, and the supplies, materials, and work products necessary to keep the facilities services operational to provide for a clean, orderly, safe and conducive environment for learning. Distribution of funds is presently based on regional and local rates of services. Any savings in utility expenses as a result of energy conservation measures must

be used to upgrade or replace high energy consumption equipment and/or make energy-saving structural improvements.

Administrative Cost Grants (+$4,140,000): The requested increase is needed to fund administrative costs grants which allow Tribes to contract for operation of contract/grant schools. The Bureau anticipates an additional 12 schools will contract or grant for school operations over the next two years. Administrative cost grants enable Tribes and Tribal organizations to operate contract and grant schools without reducing direct program services to Indian students. Without the increase, the Bureau will be unable to fund overhead costs, and it is probable that the schools will remain under Bureau operation. The Bureau strongly supports schools converting to contract or grant status as it allows schools the opportunity to exercise self-determination through local control of education programs. For SY 2001-2002, the Bureau projects that 133 schools will be operated under contract or grant status. The requested increase will allow the Bureau to fund approximately 80 percent of the need. The following table shows the percent of administrative cost grants funded from SY 1992-93 through 2001-2002 as well as the gradual increase in contract/grant schools.

School Year	Number of Bureau Schools	Bureau School ADM	Bureau School %	Number of Contract/Grant Schools	Contract/ Grant School ADM	Contract/ Grant School %	% Admin Cost Grants Funded
1992-93	96	25,662	59	88	18,038	41	65
1993-94	93	25,337	56	91	19,848	44	84
1994-95	92	25,298	54	93	21,258	46	96
1995-96	89	25,000	52	98	22,646	48	100
1996-97	82	23,257	47	105	25,842	53	94
1997-98	79	23,786	47	106	26,587	53	94.6
1998-99	69	20,903	42	116	29,222	58	89.5
1999-00	64	19,419	40	121	29,677	60	84 (est.)
2000-01	58	17,598	36	127	31,498	64	81 (est.)
2001-02	52	15,788	32	133	33,318	68	80 (est.)

Tribally Controlled Community Colleges (+$2,891,000): An increase of funding will facilitate the support of increased student enrollment. Since 1981, enrollment at Tribal Colleges has increased more than 230 percent. Tribal Colleges are also affected by the educational reform effort in this country and are required to make changes to maintain accreditation. These changes include staff development, new curricula and new assessments which require additional dollars.

Since their inception, the Tribal Colleges have addressed the problems and challenges of the Bureau's welfare system. All Tribal Colleges provide GED, basic remedial, and college preparatory courses. Tribal college graduates contribute to their community's economy. Eighty-seven percent of Little Big Horn graduates have found employment within the Crow Indian reservation. Over 80 percent of Turtle Mountain College graduates are employed, while over 20 percent have pursued a four-year degree. Of the recipients of Associate of Arts and Bachelor of Arts degrees from Oglala Lakota College, 93 percent are employed. Since 1992, 200 students of Fort Belknap College are

employed after completing one or more college classes. Additional funding will allow Tribal Colleges to prepare and support more students entering the workforce. This will allow more students to obtain on-the-job technical training and practical exposure to the work environment by providing opportunities between the colleges to develop collaborative partnerships and agreements between Federal, State and local community agencies.

Additionally, the requested increase will enable Tribal Colleges to gain funding equity with mainstream institutions and effect capacity building in accreditation, language and cultural programs, faculty and staff development, teacher training and technical assistance to develop an infrastructure in college board training. The increase will allow Tribal Colleges to strengthen existing and expand new technology in developing curriculum distance learning using telecommunications through the Internet. It will also strengthen the special relationship of the Federal government to Indian people through economic development of business, community and entrepreneurship. The increase will identify capital development projects in areas of day care facilities, student housing science and biology laboratories, recreation and health facilities. Subsequent increases will be distributed by the Indian Student Count (ISC).

Activity: Other Recurring Programs
Subactivity: Resources Management

Program Element		2000 Enacted To Date	Uncontrollable and One-Time Changes	Program Changes	2001 Budget Request	Change From 2000
Irrigation O&M	$(000)	9,893	98	0	9,991	98
	FTE	*6*	*0*	*0*	*6*	*0*
Wildlife and Parks	$(000)	29,937	-196	-2,548	27,193	-2,744
	FTE	*2*	*0*	*0*	*2*	*0*
Total Requirements	$(000)	39,830	-98	-2,548	37,184	-2,646
	FTE	*8*	*0*	*0*	*.8*	*.0*

Irrigation, Operation and Maintenance

Program Description ($9,893,000; FTE 6): This program supports the Bureau's long term goal to restore and enhance natural resources on Tribal lands. In FY 2000, the program provided operation, maintenance and rehabilitation (OM&R) funds for 16 Indian irrigation facilities. The Federal Government is required to fund all or a portion of the OM&R of these facilities based on established legal mandates. This includes reimbursement to the Bureau of Reclamation for: water storage costs; continued delivery of water by, and to, irrigation systems as required by legislation, court order, or contractual agreement; and, proportionate cost-share payments, legally required to make to Indian projects that are a part of, or adjacent to, non-Indian irrigation facilities.

The FY 1999 actual project obligations and FY 2000 and FY 2001 estimates for irrigation operation and maintenance are as follows:

Mandated Funding	FY 1999 ($000)	FY 2000 ($000)	FY 2001 ($000)
Court Orders and Legislated Requirements:			
Ft Hall Indian Irrigation Project, Idaho	110	120	130
Ft Hall - Michaud & Minor Units, Idaho	345	380	400
San Carlos Irrigation Project, Arizona	3,000	3,000	3,000
Navajo Irrigation Project, Arizona	5,000	5,000	5,000
Uintah Irrigation Project, Utah	150	150	150
Pyramid Lake, Nevada	8	10	15
Total Court Orders and Legislated Requirements	8,613	8,660	8,695
Water Storage (Bureau of Reclamation):			
Wapato Indian Irrigation Project, Washington	500	500	500
Fort Belknap Indian Irrigation Project, Montana	7	10	15
Total Water Storage (Bureau of Reclamation)	507	510	515
Contracts (Contractual Carriage and OM&R Agreements):			
Tongue River Water Users Association, Montana	15	20	25
Two Leggins/Bozeman Trail Drainage Assn, Montana	5	13	15
Middle Rio Grande Conservancy District, New Mexico	350	350	350

Mandated Funding	FY 1999 ($000)	FY 2000 ($000)	FY 2001 ($000)
Newlands/Fallon Irrigation District, Nevada	200	200	200
Coachella Valley Water District, California	17	20	25
Pojaque Valley Water District, New Mexico	28	30	35
Pine River Irrigation District, Colorado	17	20	25
Total Contracts (Contractual Carriage and OM&R)	633	653	675
Central Office Support: *Federal Register* Notices	63	70	106
Total Obligations	9,816	9,893	9,991

Wildlife and Parks

Program Subelement		2000 Enacted To Date	Uncontrollable and One-Time Changes	Program Changes	2001 Budget Request	Change From 2000
Rights Protection Implementation	$(000)	21,656	-289	-3,048	18,319	-3,337
Fish Hatchery Operations	$(000)	1,304	26	0	1,330	26
Fish Hatchery Maintenance	$(000)	397	7	0	404	7
Alaska Subsistence	($000)	0	0	500	500	500
Tribal Management/Development Programs	$(000)	6,580	60	0	6,640	60
Total Requirements	$(000)	29,937	-196	-2,548	27,193	-2,744

Program Description ($29,937,000; FTE 2): The Wildlife and Parks program assists American Indians and Alaska Natives in accomplishing the goals of conserving and managing fish, wildlife and outdoor recreation resources on Tribal lands, and of protecting the meaningful exercise of off-reservation treaty hunting, fishing and gathering rights. The management of multi-jurisdictional fish, wildlife and outdoor recreation resources on Indian reservations and in treaty-ceded areas is a complex process. This requires implementation of comprehensive programs comparable to those conducted by State and Federal fish and wildlife agencies. The shared status of many fish and wildlife resources and the roles and responsibilities of many Tribal governments as resource co-managers require close coordination with State, Federal and other resource management authorities. Effective Tribal participation promotes and facilitates their conservation and prudent use for the benefit of Tribal and non-Tribal communities alike.

The program also supports fish, wildlife and outdoor recreation management programs on Indian lands and assists in protecting against the loss, infringement or abrogation of off-reservation treaty hunting, fishing and gathering rights. The program focuses on developing Tribal resource management capabilities, promoting inter-Tribal communications and coordination on shared resource-related issues, and facilitating Tribal participation with other management jurisdictions in addressing resource issues of common interest and concern.

The Bureau executes and administers contracts and grants with inter-Tribal fish and wildlife commissions and authorities, their member Tribes, and other fish and wildlife resource Tribes and organizations. Contracted services include monitoring and regulating Indian hunting and fishing activity, investigations aimed at conserving fish and wildlife populations and associated habitats, and diverse resource management functions and operations both on-reservation and in treaty-ceded

areas. These programs permit direct Tribal participation and decision-making as managers of shared fish and wildlife resources falling under the jurisdiction of Tribal, State, regional, Federal and international management entities. Statements of Work and expected results and accomplishments are negotiated on a contract-by-contract or grant-by-grant basis, with oversight and monitoring of performance conducted by Bureau personnel.

Rights Protection Implementation ($21,656,000):

Program Subelement Detail		2000 Enacted To Date	Uncontrollable and One-Time Changes	Program Changes	2001 Budget Request	Change From 2000
Western Washington (Boldt)	$(000)	4,940	116	0	5,056	116
Washington State Timber-Fish-Wildlife	$(000)	3,048	0	-3,048	0	-3,048
Columbia River Fisheries Management	$(000)	2,645	81	0	2,726	81
Great Lakes Area Resources Management	$(000)	4,060	63	0	4,123	63
Chippewa/Ottawa Treaty Fisheries	$(000)	1,325	-645	0	680	-645
US/Canada Pacific Salmon	$(000)	4,121	70	0	4,191	70
Upper Columbia United Tribes	$(000)	309	9	0	318	9
Lake Roosevelt Management	$(000)	614	17	0	631	17
Wetlands/Waterfowl Management	$(000)	594	0	0	594	0
Total Requirements	$(000)	21,656	-289	-3,048	18,319	-3,337

Western Washington Fisheries Management ($7,988,000): Funding for this program is allocated through negotiated contracts with the Northwest Indian Fisheries Commission (NWIFC) and associated individual Tribes in northwest Washington. Funds are used to implement and coordinate continuing treaty harvest management, population assessment, habitat protection, stock enhancement and data gathering programs involving fish, wildlife and shellfish resources to which Indian treaty rights were reaffirmed in the *Boldt Decision* of 1974. Monitoring and regulating the treaty salmon harvest in the Puget Sound and coastal Washington areas as well as in the co-management of Pacific salmon resources with State and Federal authorities is emphasized.

In FY 2000, Timber-Fish-Wildlife (TFW) contracts are planned with *Boldt Case* Tribes and other fish and wildlife resource Tribes in Washington State. The TFW initiative addresses forest practices on State and private lands in the interest of fish and wildlife habitat protection. Tribes review and document forest practice applications, investigate timber harvest sites by interdisciplinary teams, and develop long-range forest plans and information management. In FY 2000, the Congress provided an increase of $3,048,000 specifically for the TFW initiative.

Columbia River Fisheries Management ($2,645,000): Funds for this program are allocated through negotiated contracts with the Columbia River Inter-Tribal Fish Commission (CRITFC) and its member Tribes in Oregon, Washington and Idaho. Funds are used to implement and coordinate continuing harvest management, stock assessment, habitat protection, enhancement and data gathering programs involving fisheries resources in the Columbia River Basin to which Indian treaty rights were reaffirmed in *United States v. Oregon*. Funding is focused on managing and regulating

Tribal fisheries within the Columbia River Basin and toward the rebuilding of upriver runs that have been depleted by over-harvest, habitat degradation and hydropower development.

Great Lakes Area Resources Management ($4,060,000): Funds for this program are allocated through negotiated contracts with Great Lakes Indian Fish and Wildlife Commission (GLIFWC) and its member Tribes in Wisconsin, Minnesota, and Michigan. Funds are used to implement and coordinate continuing harvest management, population assessment, habitat protection, and enhancement and data gathering programs involving off-reservation fish, wildlife and gathering resources to which Indian treaty rights were reaffirmed in *Lac Courte Oreilles v. Voigt* and related cases. Extensive efforts are directed toward managing and regulating Tribal hunting, fishing, trapping and related off-reservation activity in the three-State area, including western Lake Superior. Contracts are also executed with the 1854 Treaty Authority and its member Tribes in Minnesota to carry out fish and wildlife resource management activities required by rulings and associated Tribal-State agreements in *Grand Portage v. Minnesota*. Funding is directed to develop conservation codes governing off-reservation treaty hunting, fishing and gathering, and for associated biological services, conservation enforcement, and judicial services programs.

Chippewa/Ottawa Treaty Fisheries ($1,325,000): Funds for this program are allocated through negotiated contracts with the Chippewa/Ottawa Treaty Fishery Management Authority (COTFMA) and its member Great Lakes treaty fishing Tribes. Funds are used for the continued implementation of a 1985 negotiated settlement signed by the Tribes, the State of Michigan, and other parties in *United States v. Michigan*. This settlement provides for fisheries zonation and harvest sharing plans for Lakes Superior, Michigan and Huron, a Great Lakes fisheries enhancement program, cooperative management and dispute resolution measures, expanded conservation enforcement, and other programs. Appropriated funds provide uniform joint Tribal fishing regulations to coordinate conservation enforcement and fisheries enhancement activities, participate in environmental services programs, and facilitate coordination with other resource management jurisdictions. In FY 2000, $645,000 was transferred to the self-governance compacts of the Sault Ste. Marie and Grand Traverse Tribes.

US/Canada Pacific Salmon Treaty ($4,121,000): In conjunction with the Pacific Salmon Commission (PSC) and panels created by the Pacific Salmon Treaty between the United States and Canada and the associated Pacific Salmon Treaty Act of 1985, contracts are executed with the Northwest Indian Fisheries Commission (NWIFC), the Columbia River Inter-Tribal Fish Commission (CRITFC), and their member treaty fishing Tribes in Washington, Oregon, and Idaho. The contracts are for the continued implementation and coordination of salmon management and rebuilding programs in the Pacific Northwest. Funds support Tribal participation in cooperative research and data gathering programs developed by the United States' section of the PSC, thereby assisting in meeting the Federal Government's obligations in implementing the treaty.

In FY 2000, the Congress provided an additional $1 million to implement recent amendments to the Pacific Salmon Treaty between the United States and Canada. Report language accompanying the increase directed the Bureau to provide the funding for a one-year enhancement program for fish hatchery facilities operated by the Metlakatla and Kake Tribes in Alaska.

Upper Columbia United Tribes ($309,000): Funding is provided through negotiated contracts with the Upper Columbia United Tribes (UCUT) in eastern Washington and northern Idaho. Funds

are used to support their continued participation in an inter-Tribal effort to mitigate fish and wildlife resources lost as a result of dam construction on the upper Columbia River. Through the UCUT Fisheries Center, the Tribes cooperate with State and Federal authorities in addressing a host of fish and wildlife resource issues of interest and concern and participate in a variety of resource management and enhancement activities on their reservations.

Lake Roosevelt Management ($614,000): Funding is provided through negotiated contracts with the Confederated Colville Tribes and the Spokane Tribe. Funds are used to implement a cooperative management agreement between the Tribes and the Department of the Interior for managing outdoor recreation in and around Lake Roosevelt. Funds support Tribal programs focusing on the management, planning and regulation of fishing, boating, camping and related public use activities occurring within the Reservation Zone of the Lake Roosevelt Recreation Area. Funding from this account also supports the Lake Roosevelt Water Quality Management Council.

Wetlands/Waterfowl Management ($594,000): Contracts are executed in support of Tribal wetland rehabilitation, waterfowl enhancement and wild rice production projects on Indian lands in the States of Minnesota, Wisconsin, and Michigan. Improved Tribal wetland habitats support tens of thousands of additional ducks and geese in spring and fall migrations, provide expanded hunting opportunities for Tribal members and the general public, and offer enhanced wild rice gathering opportunities and economic development possibilities for Tribes. Funds are distributed based on an annual evaluation of project proposals received from Tribes utilizing consensus-building procedures and ranking criteria developed by the Bureau in the areas of wetlands protection and waterfowl enhancement. It is estimated that 6,500 acres of wetlands will be enhanced in FY 2000.

Fish Hatchery Operations

Program Description ($1,304,000): The Fish Hatchery Operations program provides funds to fish-producing Tribes in support of associated hatching, rearing and stocking programs. Salmon and steelhead trout releases from Tribal hatcheries in the Pacific Northwest benefit Indian and non-Indian commercial and sport fisheries in the United States and Canada. This activity plays a major role in helping to satisfy Indian subsistence and ceremonial needs. Throughout the rest of the country, recreational opportunities created by the stocking of catchable trout, walleye, and other species attract numerous sport fishermen to Indian reservations and assist in developing reservation economies. These FY 2000 funds will be distributed as follows:

Tribe	($)	Tribe	($)
Bad River	53,000	Quileute	161,000
Lac du Flambeau	295,000	Skagit Coop	31,000
Lac Courte Oreilles	82,000	Stillaguamish	113,000
Red Cliff	109,000	Nooksack	32,000
Summit Lake	91,000	Tulalip	311,000
Hoh	26,000		
		Total	**1,304,000**

Fish Hatchery Maintenance

Program Description ($397,000): The Fish Hatchery Maintenance activity provides funds to fish-producing Tribes throughout the country to maintain more than 100 Tribal fish hatcheries and rearing facilities. Funds are distributed based on an annual ranking of project proposals received from Tribes. The ranking factors utilize procedures and criteria developed by the Bureau in the areas of health and safety, water quality compliance, economic benefits, rights protection, and resource enhancement. It is estimated that 50 fish hatchery maintenance projects will be supported in FY 2000.

Tribal Management/Development Programs

Program Description ($6,580,000): Contracts are executed with Tribal fish and wildlife organizations and individual fish and wildlife resource Tribes throughout the country to accomplish a variety of objectives. Individual Tribes have jurisdiction over hunting and fishing activities on trust lands containing 1.6 million acres of natural lakes and impoundments, more than 15,000 miles of perennial streams, and tens of millions of acres of wildlife habitat. They administer programs which contribute significantly toward meeting the growing national demand for outdoor recreation and tourism, and assure the protection of millions of acres of habitat necessary for the conservation of fish, wildlife and plant resources, including many which are listed as threatened and endangered.

In FY 2000, $491,000 will be distributed to the Native American Fish and Wildlife Society to promote and facilitate communications among fish and wildlife resource Tribes. The Intertribal Bison Cooperative received $1,049,000 to restore bison to Indian homelands. Other joint State-Federal projects supported are: $348,000 to the Chugach Regional Resources Commission, $69,000 to the Alaska Sea Otter Commission, and $905,000 to the Bering Sea Fishermen's Association. Within the funds provided for the Bering Sea Fishermen's Association, a one-time increase of $100,000 is included to provide for the continued assessment of salmon population declines in the Arctic-Yukon-Kuskokwim region of Alaska.

The remaining funds were distributed to the following Tribes to assist in the development of codes, ordinances, and regulations, and for managing associated populations, habitats, and other uses:

Tribe	($)	Tribe	($)	Tribe	($)
Lac du Flambeau	181,000	No. Cheyenne	38,000	Stockbridge-Munsee	27,000
Bad River	174,000	Wind R. Tribes	102,000	White Earth	183,000
Great Lakes Tribes	29,000	Ute Mountain	64,000	San Carlos Apache	68,000
Lac Courte Oreilles	95,000	Zuni	84,000	Summit Lake	88,000
Red Cliff	247,000	Hualapai	310,000	Uintah & Ouray	31,000
Nez Perce	274,000	Colorado River	61,000	Fort Hall	289,000
Fort Belknap	56,000	White Mountain	119,000	Blackfeet	239,000
Mole Lake	78,000	Yakama	567,000	Crow	36,000
Fort Peck	113,000	St. Croix	90,000	Red Lake Tribe	75,000
				Total	**3,718,000**

Justification of Program Changes

Program Element		2000 Budget Request	Program Changes (+/-)
Wildlife and Parks	$(000)	27,913	-2,548

Western Washington Timber-Fish-Wildlife Project (-$3,048,000): Due to other higher funding priorities for Tribes on a nationwide basis, the additional funding provided by the Congress in FY 2000 for the Western Washington Timber-Fish-Wildlife Project above the FY 1999 baseline amount of $938,000 is discontinued.

Alaska Subsistence (+$500,000): This initiative is part of a multi-agency, cross-cutting effort to implement a recent court-ordered Federal subsistence fishery program to bring Alaska into compliance with the Alaska National Interest Lands Conservation Act. The Federal Government has managed a subsistence program for wildlife in Alaska since 1989, when the Alaska Supreme Court held that the State could not provide a subsistence priority. In response to a recent Ninth Circuit Court ruling, the Federal Government must now assume management responsibility for subsistence fisheries in all navigable waters on and adjacent to Federal conservation units in Alaska.

The Bureau's role will focus on ensuring that input from Native entities is received and considered by the National Park Service, U.S. Forest Service, U.S. Fish and Wildlife Service, and Bureau of Land Management in establishing fishing seasons and regulations covering approximately 102,000 miles of rivers and streams and about half of Alaska's inland waters. Support would be provided to the Bureau's Alaska Region and to the State of Alaska. Input from Tribal governments would occur through a bottom-up process and network. The program will support the Bureau's long-term goal of supporting Tribes in exercising off-reservation hunting and fishing rights, including exercising their subsistence rights in Alaska.

Activity Summary

(Dollar amounts in thousands)

Activity: Non-Recurring Programs

Subactivity		2000 Enacted To Date	Uncontrollable and One-Time Changes	Program Changes	2001 Budget Request	Change From 2000
Tribal Government	$(000)	249	8	0	257	8
	FTE	*0*	*0*	*0*	*0*	*0*
Community Development	$(000)	0	0	2,000	2,000	2,000
	FTE	*0*	*0*	*2*	*2*	*2*
Resources Management	$(000)	31,710	407	-689	31,428	-282
	FTE	*75*	*0*	*0*	*75*	*0*
Trust Services	$(000)	32,272	148	5,300	37,720	5,448
	FTE	*75*	*0*	*0*	*75*	*0*
Total Requirements	$(000)	64,231	563	6,611	71,405	7,174
	FTE	*150*	*0*	*2*	*152*	*2*

Activity: Non-Recurring Programs
Subactivity: Tribal Government

Program Element		2000 Enacted To Date	Uncontrollable and One-time Changes	Program Changes	2001 Budget Request	Change From 1999
Self-Governance Grants	$(000)	249	8	0	257	8

Self-Governance Grants

Program Description ($249,000): This program supports the Annual Performance Plan goal of providing Tribes with the resources they need to foster strong and stable Tribal Governments and exercise their authority as sovereign nations. In FY 2000, the Communication and Education Project will be continued ($150,000) and funds will be provided for the Tribal Leaders Self-Governance Advisory Committee ($99,000). The Communication and Education Project provides information and technical assistance to Tribes interested in exercising the self-governance option. In addition, the Communication and Education Project sponsors two self-governance conferences and produces a quarterly newsletter for wide spread distribution. The Advisory Committee is comprised of self-governance Tribal leaders and is designed to provide Tribal advice and information on self-governance issues to the Assistant Secretary - Indian Affairs.

Activity: Non-Recurring Programs
Subactivity: Community Development

Program Element		2000 Enacted To Date	Uncontrollable and Related Changes	Program Changes	2001 Budget Request	Change From 2000
Technical Assistance Grants	$(000)	0	0	2,000	2,000	2,000
	FTE	*0*	*0*	*2*	*2*	*2*

Technical Assistance Grants

Program Description: No funds were requested in FY 2000.

Justification of Program Changes

Program Element		2001 Budget Request	Program Changes (+/-)
Technical Assistance Grants	$(000)	2,000	+2,000
	FTE	*2*	*2*

Technical Assistance (+$2,000,000; FTE +2): The President's *New Markets* initiative proposes to invest billions in new capital investment in businesses on Indian reservations. Reservations have the potential as New Markets by being designated as Empowerment and HUB zones.

The requested $2.0 million increase for Technical Assistance Grants will enable the successful implementation of the Bureau component of the *New Markets* initiative by providing in-depth technical assistance to Tribes and individual Indians to establish, acquire, or expand for-profit businesses on or near Federally recognized Indian reservations. In-depth technical assistance would include market feasibility studies, development of business plans, best use yield studies and management contracts. Based on these pre-funding studies, Tribes or Indian individuals could determine whether to pursue business proposals.

This assistance would be made available to eligible Tribes and individual American Indians and Alaska Natives who want to establish a business that is at least 51 percent Indian-owned, organized for profit, and located on or near a Federally recognized reservation. The Indian Financing Act of 1974 requires that concurrent with the making or guaranteeing of any loan or grant, the purpose of which is to fund the development of an economic enterprise, the Secretary of the Interior shall ensure that the loan or grant applicant is provided competent management and technical assistance consistent with the nature of the enterprise being funded.

At the Headquarters level, two staff are requested for the program to ensure adequate technical assistance is available to Indian Country. The provision of competent technical assistance will differ from pre-1996 management through the dedication of staff members for the sole purpose of

administering the program. Staff will work with other Federal agencies and the private sector in delivering technical assistance to Tribes and individual Indian entrepreneurs. These efforts will include working with the Department of the Treasury on the Community Development Financial Institution Fund to leverage private sector financial investment on Indian reservations. The Bureau will set aside technical assistance grants for reservations designated as empowerment zones as well as grants for existing businesses on reservations, which have been designated by the Small Business Administration as HUB zones. Indian-owned or -majority owned businesses now have the opportunity to receive special treatment when bidding for Federal contracts. Funds totaling $205,000 will be used to fund the additional staff, including salaries and operational costs (i.e., travel).

In addition, the Bureau will coordinate the implementation with the new HUD-funded Native American Economic Development Access Center. The Center will link more than 12 Federal agencies through a single toll-free number to allow American Indians access to information about Federal programs for economic development at one concentrated point. The Bureau will provide information on its programs to the Center to respond to public inquiries, with in-depth questions referred to the Bureau for further handling and assistance.

With the requested funds, the Bureau will also host a national economic development conference in conjunction with other Federal agencies involved in business and economic development. Tribes and Indian individuals will benefit by learning about opportunities in small business development, contracting opportunities with the Federal Government, marketing strategies for the private and Federal sectors, information technology, tourism, and community development. One of the goals will be to capitalize on other Federal agency initiatives targeted at Tribes for the development of new business in Indian Country. For example, the Pine Ridge Reservation has been designated as an Empowerment Zone. The Bureau would set aside technical assistance funds for the Oglala Sioux Tribe to study potential economic development projects that the Tribe could pursue based on the zone designation. The Bureau anticipates increased requests for technical assistance from conference attendees. The estimated cost of implementing this conference is $100,000.

Between fiscal years 1990-95, more than 450 technical assistance grants were awarded to Tribes and Indian individuals for business development on Indian reservations. Implementing the Technical Assistance Grants program will allow the Bureau to assist 113 Indian businesses succeed in Indian communities. Tribes and Indian entrepreneurs will be provided technical assistance at an average cost of $15,000 each, totaling $1.695 million.

Providing technical assistance to Indian businesses is an important ingredient in meeting the Bureau's goal to provide Tribes with the resources necessary to develop a self-sustaining economic base which in turn empowers the Tribes.

Activity: Non-Recurring Programs
Subactivity: Resources Management

Program Element		2000 Enacted To Date	Uncontrollable and One-Time Changes	Program Changes	2001 Budget Request	Change From 2000
Agriculture	$(000)	2,567	16	-589	1,994	-573
	FTE	*5*	*0*	*0*	*5*	*0*
Irrigation Drainage	$(000)	25	0	0	25	0
Forestry	$(000)	16,098	280	0	16,378	280
	FTE	*63*	*0*	*0*	*63*	*0*
Water Management, Planning, and Pre-Development	$(000)	8,047	63	0	8,110	63
	FTE	*3*	*0*	*0*	*3*	*0*
Lake Roosevelt Council	$(000)	100	0	-100	0	-100
Unresolved Hunting and Fishing Rights	$(000)	384	11	0	395	11
Minerals and Mining	$(000)	1,882	1	0	1,883	1
Endangered Species	$(000)	2,607	36	0	2,643	36
	FTE	*4*	*0*	*0*	*4*	*0*
Total Requirements	$(000)	31,710	407	-689	31,428	-282
	FTE	*75*	*0*	*0*	*75*	*0*

Agriculture

Noxious Weed Eradication

Program Description ($1,978,000; FTE 5): This program supports the Bureau's mission goal to assist American Indian and Alaska Natives in developing conservation and management plans to protect and preserve their natural resources on Trust lands and shared off-reservation resources. The goal of this program is to protect and restore the agronomic and rangeland resources on Trust lands in accordance with the principles of sustained yield management to maintain productivity under multiple use concepts. In accordance with the Annual Performance Plan goal for this program, in FY 2000, the Bureau will treat up to 80,000 acres of Trust lands for noxious weed infestations at a rate that exceeds the annual containment.

Loss of forage to noxious weeds results in a direct income loss to Indians that can be measured in millions of dollars annually and contributes to advanced soil loss and erosion. Continued cooperation with private, State and Federal landowners within the reservation boundaries and adjoining tracts will eventually allow for the containment and control of the weed population.

The noxious weed integrated management plan includes the use of chemical, mechanical, cultural and biological control methods. However, new research in the development of biological control shows results that are far more beneficial than chemical control and cause less harm to the environment. To leverage resources, funds are distributed to the Bureau's Field offices with existing

noxious weed control programs that include a minimum 50 percent cost-share agreement for the control projects.

Gila River Farms

Program Description ($589,000): In FY 2000, the funds for the Gila River Farms project will be used to assist the Sacaton Ranch South to maintain citrus and olive tree stock and to purchase wind machines to protect the citrus crop from freezing temperatures during inclement weather.

In FY 1992, start-up funds were provided to plant, fertilize, and water citrus and olive trees for the Gila River Farms. Through FY 1996, $3,938,000 was appropriated for this project. With the FY 2000 assistance, the Farms will become self-sufficient and should be yielding a net income that will enable access to commercial financing. Consistent with the Congressional directive, no additional funds are requested for the Gila River Farms in FY 2001.

Irrigation Drainage

Program Description ($25,000): In FY 2000, funds will be used by the program field coordinator for administrative related expenses. These expenses include attend meetings which address ongoing irrigation drainage issues within the Department of the Interior.

Forestry

Program Description ($16,098,000; FTE 63): The Bureau's long-term goal is to support the protection and prudent integrated management of forest resources located on Indian lands. Key resource areas supporting Indian forested lands include forest products administration, forest inventories and plans, and reforestation. The specific components of the Forestry Program are described below:

Forest Development: The annual performance goal for this program is to reforest or improve four percent of approximately 1.3 million Indian forest acres needing silvicultural treatment. The main program activities are tree planting on approximately 20,000 acres and precommercial thinning of approximately 50,000 acres of overstocked forest areas. Other program activities include the following: site preparation; tree seed collection; greenhouse operations; protecting young forest stands; fertilizing forest soils; weeding; release; and, species conversion. These activities provide employment opportunities for Indian people. In FY 2000, the program goals are to reduce the inventory of acres needing treatment to less than 5 percent of the commercial forest so the Indian forest owners will benefit from the full productive capacity of their forests and to meet the Bureau's responsibility to manage the Indian forest in a sustainable manner. The annual inventory of forest development needs is used to allocate funding on a nationwide basis. Allocations are determined by a formula that considers the commercial timber area and the annual forest development needs inventory. At the Regional level, funds are allocated to specific forest development projects annually.

Forest Management Inventories and Plans: The annual performance goal for this program is to complete three forest inventories and three forest management plans in FY 2000. The National Indian Forest Resources Management Act of 1990 requires forest management plans for all Indian

forests making this a critical program. The plans enable Indian forest owners to make informed resource management decisions and to ensure the forests are managed on a sustainable basis. Currently, less than half of the 260 Indian forests have approved forest management plans. Program activities include: scientific measurement of forest stocking; determinations of growth; assessment of stand conditions; documentation of forest trends; calculation of sustainable harvest levels; vegetative mapping; forest acreage update; determination of local issues and desirable management policy; and, an assessment of environmental and economic impacts on the Indian lands and surrounding communities. Funds are allocated to specific planning or inventory projects identified by the Regions.

Woodland Management: This program includes funding for the following activities: Woodland Management Projects, the President's Forest Plan - Timber Harvest Initiative, and the President's Forest Plan - Ecosystem Restoration ("Jobs in the Woods").

Woodland Management Projects: In FY 2000, the goal of this program is to protect and enhance woodland resources by completing forest management projects within the 9.4 million acres of woodlands in Indian Country. Funds will be distributed based on a formula that considers each Region's amount of woodlands and project funding needs. Individual project funding decisions are made at the Regional Office level. The following are typical woodland management projects: inventories; planning; marketing; business development; product sales preparation and administration; and, protection of woodland resources. These projects provide employment opportunities for Indian people.

President's Forest Plan - Timber Harvest Initiative: In FY 2000, the annual performance goals for this program are to harvest 40 million board feet of timber worth $6.0 million and to create 25 jobs. This activity will occur in the Pacific Northwest and Northern California where timber harvest on other Federal lands has declined. The timber scheduled for harvest under this initiative is a portion of the allowable annual cut identified in an approved forest management plan. The Bureau and Tribes work together to develop environmental compliance documents, prepare timber for sale, and administer timber sale contracts.

President's Forest Plan - Ecosystem Restoration ("Jobs in the Woods"): In FY 2000, the annual performance goal is to restore 150 miles of stream courses and to create 50 jobs. The types of projects funded in this program are: road closures, road eradications and road improvements for erosion control and fisheries habitat enhancement; revegetation of damaged areas with native plant species; regeneration of old growth forest ecosystems; and, stream course enhancement. Also funded is a joint habitat recovery project that is being carried out by the Northwest Indian Fisheries Commission and the State of Washington.

Integrated Resource Management Planning: The long-term goal of this program is to support the prudent management of natural resources on Indian lands by providing 25 Integrated Resource Management Plan (IRMP) grants to assist Tribes in adopting an integrated approach to natural resource management. The primary objective of the program is to address the serious deficit of Tribal strategic natural resource goals and objectives through the development of the IRMPs. It is the Bureau's policy to assist Tribes in ascertaining and documenting the goals of Indian owners through an interdisciplinary, integrated approach which is adaptable to local needs and conditions.

To this end, the program provides seed-money grants, training, and technical resources to assist Tribes in developing IRMPs. Tribes, through the development of IRMPs, assert their rights to manage reservation lands. By using an integrated approach, coordination of the wide range of resource management activities undertaken by the Secretary of the Interior can be undertaken effectively with each resource program taking into account the impact of its management actions on other programs.

The focus of this program in FY 2000 is to assist Tribes already involved in IRMP development as well as to assist an additional 12 Tribes in initiating the IRMP process. This will be accomplished through the distribution of tailored resource materials such as the *Guidelines for Integrated Resource Management Planning in Indian Country* and *A Tribal Executive's Guide to Integrated Resource Management Planning*. Ten training workshops will be conducted by the Bureau to assist the Tribes with the design of integrated management processes which meet their specific needs. The Bureau will continue to provide funds for this program in FY 2001.

Water Management, Planning, and Pre-Development

Program Description ($8,047,000; FTE 3): This program supports the long-term Bureau goal to successfully support the prudent management of natural resources. Approximately 148 Tribal projects are expected to be funded by this program for the purpose of managing and conserving reservation water resources. Projects typically include, but are not limited to, ground and surface water studies regarding water quantity and water quality. Closely related to these projects are Tribal projects for the interpretation of technical information to enable them to be informed partners in the management of water resources on par with Federal, State, and local governments.

Funds are provided for technical training of Tribal youth in the basic skills needed to accomplish key aspects of water resources management, such as steam gauging, quality sampling, initial response to pollution, land surveying, mapping, graphing, and data management and reporting. Since 1992, technical training has been provided to 300 Tribal youth. In FY 2000, up to an additional 55 youths will be trained in classroom and field activities by a cadre of Federal and academic professionals, as well as on-the-job training as on-year interns with Tribal Governments.

Program funds are not used to design, construct, repair or improve facilities or water-related infrastructure. Such development is the objective of other Federal programs, such as the Bureau's Irrigation and Safety of Dams Construction programs. All funds are provided for projects on a year-by-year basis and are limited to the life of the project. These projects are funded based on the ranking of proposed projects in accordance with national program criteria. Funds are provided to Tribes via grants under the Snyder Act (*25 U.S.C. 13*).

Lake Roosevelt Council

Program Description ($100,000): In FY 2000, the Congress provided $100,000 to the Lake Roosevelt Council for Tribal participation in the management and planning for water resources associated with the Lake Roosevelt area.

Unresolved Hunting and Fishing Rights

Program Description ($384,000): This program supports the long-term Bureau goal to protect and exercise prudent management of natural resources on Indian lands. In FY 2000, funds provided for this program will be used to support Tribes engaged in negotiations with other fish and wildlife resource management authorities to clarify the scope of Indian hunting, fishing and gathering rights, and the nature and extent to which such rights may be exercised. Funds are distributed based on the relative importance and potential of the treaty right in satisfying subsistence and ceremonial needs, to promote standardized conservation enforcement policies, and to maximize benefits among participating Tribes. Of this amount, $320,000 will be distributed to western Washington Tribes for unresolved issues involving the *U.S. v. Washington* litigation. The balance will be used to support high priority unresolved hunting and fishing rights issues involving other regions.

Minerals and Mining

Program Description ($1,882,000): This program supports the long-term goal to successfully support the prudent management of energy and mineral natural resources on Indian lands. To meet the Bureau's performance goal, the Bureau assists Tribes to develop their energy and mineral resources by providing services through the Mineral Assessment and Special Project components of the program.

Mineral Assessments: This program provides funding for approximately nine Tribes for continuation of existing projects which include: studies for oil and gas, coal, industrial minerals (sand and gravel, crushed rock, gypsum, bentonite, limestone), geothermal resources, gold, silver, copper, lead, zinc, uranium and other minerals. In FY 2000, funds will also be used to initiate new projects for Tribes which have not received studies previously, to identify and/or provide estimates of the mineral resources and prepare marketing analysis of the potential resources. The projects are ranked and selected under specified guidelines which are provided to all Tribes.

Funds will also be used for field studies to identify the existence and location of mineral resources on Indian lands, monitor the projects, and finalize publication of an Atlas of Oil and Gas Plats for Tribes in the Southern Rocky Mountain region. The program also provides computer system support and maintenance for the National Indian Energy and Mineral Resource database (NIEMR) programs and for a National Indian Oil and Gas Evaluation and Management System (NIOGEMS) application at the Southern Ute Agency. The Bureau's NIOGEMS applications is on loan to the Bureau of Land Management (BLM) at Casper, Wyoming, for evaluation purposes. Outreach activities are also funded which consist of mineral conferences, geo-technical meetings, and publications of the program findings for use by Tribes in promoting their mineral resources.

Special Projects: This activity provides funding for the National Indian Seismic Evaluation System (NISES), NIOGEMS, and NIEMR projects; Mine Modeling for Tribal marketing support; and Tribal requests for computer generated depictions of their mineral related products. NISES is a system that processes, interprets, and manages Tribally-owned geophysical exploration data for use by Tribes to promote and develop their energy and mineral resources. The NIOGEMS is an automated comprehensive resource database information storage and retrieval system that tracks leasing, production, and revenue streams at the on-site Tribal facilities. In FY 2000, the NIOGEMS will be migrated from more expensive workstations using unit operating system to less expensive high end

personal computers (PCs) using NT operating systems. This is possible because high end PCs have become powerful enough to handle the NIOGEMS program. The NIEMR is a database program that archives Indian-owned energy and mineral data for all minerals on Indian lands. At the request of Tribes, data is also posted on the Energy and Minerals web site for review and retrieval by interested industry developers.

Endangered Species

Program Description ($2,607,000; FTE 4): This program supports the Bureau's long-term goal of improving conditions for the environment, cultural resources, and endangered species on Indian lands by conducting activities required to comply with the Endangered Species Act (ESA) *(Public Law 93-205)* for 10 Tribes. In FY 2000, two areas of emphasis for the Bureau are:

1) Continued assistance for nine Pacific Northwest Tribes for the recovery of marbled murrelets and implementation of the Northern Spotted Owl Recovery Plan in relation to Tribal forest management activities; and,

2) Recovery of the black-footed ferret in South Dakota through the implementation of the Cheyenne River Tribe's Prairie Management Plan.

Many environmental, cultural resources, and endangered species compliance problems that the Bureau and Tribes encounter are the result of inadequate training of staff. To meet the Bureau's performance goal of improving conditions for endangered species on Indian lands, two training sessions will be held in FY 2000 to train 75 employees in the area of ESA compliance.

In FY 2001, the program may reallocate some funds to other northern plains Tribes for the purposes of black-tailed prairie dog conservation planning and black-footed ferret recovery.

Justification of Program Changes:

Program Element		2001 Budget Request	Program Changes (+/-)
Gila River Farms	$(000)	0	-589
Lake Roosevelt Council	$(000)	0	-100
Total Requirements	$(000)	0	-689

Gila River Farms (-$589,000): Pursuant to the FY 2000 Congressional report language to the Interior and Related Agencies Appropriations measure, FY 2000 represented the final year of funding for the Gila River Farms. Funding will be focused on programs of higher priority to Tribes on a nationwide basis.

Lake Roosevelt Council (-$100,000): Funds are not requested for the increase provided in FY 2000 by the Congress for this line item. Funding will be focused on programs of higher priority to Tribes on a nationwide basis.

Activity: Non-Recurring Programs
Subactivity: Trust Services

Program Element		2000 Enacted To Date	Uncontrollable and One-time Changes	Program Changes	2001 Budget Request	Change From 2000
Indian Rights Protection	$(000)	15,483	6	0	15,489	6
	FTE	*4*	*0*	*0*	*4*	*0*
Federal Energy Regulatory Commission (FERC) Activities	$(000)	701	0	0	701	0
	FTE	*2*	*0*	*0*	*2*	*0*
Real Estate Services	$(000)	5,055	84	5,300	10,439	5,384
	FTE	*39*	*0*	*0*	*39*	*0*
Environmental Management	$(000)	9,763	29	0	9,792	29
	FTE	*15*	*0*	*0*	*15*	*0*
Navajo-Hopi Settlement Program	$(000)	1,270	29	0	1,299	29
	FTE	*15*	*0*	*0*	*15*	*0*
Total Requirements	$(000)	32,272	148	5,300	37,720	5,448
	FTE	*90*	*0*	*0*	*90*	*0*

Indian Rights Protection

Program Subelement		2000 Enacted To Date	Uncontrollable and One-Time Changes	Program Changes	2001 Budget Request	Change From 2000
Litigation Support	$(000)	1,987	0	0	1,987	0
Water Rights Negotiation/Litigation	$(000)	10,976	6	0	10,982	6
	FTE	*4*	*0*	*0*	*4*	*0*
Attorneys Fees	$(000)	2,520	0	0	2,520	0
Total Requirements	$(000)	15,483	6	0	15,489	6
	FTE	*4*	*0*	*0*	*4*	*0*

Litigation Support

Program Description ($1,987,000): The Litigation Support Program provides funding to Tribes involved in litigation, negotiation, or administrative proceedings to protect, defend, or establish their Tribal rights and protect Tribal trust resources guaranteed through treaty, court order, statute, executive order, or other legal authorities. Funds, however, are not provided to Tribes involved in litigation against the United States or for matters involving Tribal water rights. Funds for Tribal water rights issues are included in the Bureau's Water Rights Negotiation/Litigation Program.

The program assists the Tribes or the United States in procuring the services of experts to conduct studies, research, or collect data for presentation in litigation or administrative proceedings.

Assistance is provided for a broad range of issues, including environmental matters pertaining to the protection of Tribal trust resources; boundary disputes; and, treaty rights, such as hunting, fishing or gathering rights. In instances where other program funds are not available, litigation support funding may be used to pay Equal Access to Justice Act settlements that are ordered by the courts. Recent court decisions have supported Tribal positions. These cases involved a determination of Tribal fishing rights in the Great Lakes region and the establishment of ownership of a portion of Lake Coeur d'Alene.

Water Rights Negotiation/Litigation

Program Description ($10,976,000; FTE 4): The Bureau's long-term strategic goal is to assist Tribes with establishing and defining water rights and settling claims through negotiations. In FY 2000, funds will be used for approximately 80 project proposals for technical research and studies related to the preparations in defense of a Tribe's water rights claims. In addition, 20 negotiation teams will continue negotiations for quantification of water rights reserved for Tribal trust lands.

The FY 2000 appropriations are being used to quantify the water rights reserved for Indian trust lands. Current efforts to quantify Indian water rights include some 60 stream adjudications and approximately two dozen water rights negotiations. Quantification is accomplished through State-initiated adjudications or negotiations, both of which require the production of evidence generated from technical studies. The program provides funding for studies which substantiate U.S. claims for Indian water rights. Studies include the determination of surface and groundwater supplies, identification of arable lands, studies of historical water use, fish and wildlife requirements, as well as the amount of water required for irrigated agriculture and the related engineering and economic studies for water delivery.

Attorney Fees

Program Description ($2,520,000): This program provides financial assistance to eligible Tribes to procure legal services to assist them in establishing or defending their Tribal rights or protecting their Tribal trust resources that have been guaranteed through treaty, executive order, statute, court decision or other legal authority. The FY 2000 program includes $304,000 for Alaska Legal Services to provide representation to Alaska Natives seeking land allotments and $320,000 for the Navajo Nation and the Hopi Tribe ($160,000 for each Tribe) as authorized in 25 U.S.C. § 640-27(a). The balance of the funds will be provided to Tribes who request assistance and meet the criteria and exceptions identified in 25 C.F.R. Part 89, which includes situations where legal representation is denied or cannot be provided to Tribes by the Office of the Solicitor or the United States Attorney.

Federal Energy Regulatory Commission (FERC) Activities

Program Description ($701,000; FTE 2): These funds are used to perform administrative activities and project studies in support of the United States' trust responsibilities under the Federal Power Act (16 U.S.C. 739a - 825r) during relicensing of commercially owned hydroelectric facilities licensed by the Federal Energy Regulatory Commission (FERC). There are approximately 270 hydroelectric facilities on, or affecting, Indian lands. It is anticipated that between the years 1999 and 2010, over 100 relicensings will require Bureau action because of their impact on Indian trust lands and trust resources. Additional hydroelectric facilities will also be undergoing relicensing

after 2010. Under the Act, the Secretary is responsible for establishing conditions for inclusion in licenses to ensure trust lands and assets are protected; licenses are for a period of 50 years. When the existing licenses were issued, protection of Indian trust lands and trust assets were generally not factors included in establishing operating conditions for these facilities. This has resulted in, and contributes to, loss in economic development opportunities and poor natural resources management. Tribes strive for economic stability; this program helps them to achieve that goal. The relicensing phase is the first opportunity for the Secretary to exercise the United States' trust responsibility under the Act since the original licenses were issued.

Real Estate Services

Program Subelement		2000 Enacted To Date	Uncontrollable and One-Time Changes	Program Changes	2001 Budget Request	Change From 2000
Unresolved Indian Rights Issues	$(000)	1,327	0	0	1,327	0
Cadastral Surveys	$(000)	2,162	0	5,300	7,462	5,300
Lease Compliance	$(000)	1,566	84	0	1,650	84
	FTE	*39*	*0*	*0*	*39*	*0*
Total Requirements	$(000)	5,055	84	5,300	10,439	5,384
	FTE	*39*	*0*	*0*	*39*	*0*

Program Description ($5,055,000; FTE 39): The Real Estate Services program supports the Bureau's mission to ensure the trust responsibility by protecting and preserving trust lands and trust resources. This program enhances the Bureau's ability to protect and preserve trust land and resources for Tribes and Indian individuals who are the beneficial recipients of the trust resources. Staff provide technical advice, assistance and transaction processing support to the Indian owners to benefit from their lands. Real Estate Services also supports the Office of Special Trustee's strategic goal to protect and preserve Indian trust assets and collect and accurately account for income due beneficiaries. This activity is critical to the effective implementation of the Secretary's Trust Management Improvement Plan to address deficiencies identified by the Congress, the Office of Inspector General, the General Accounting Office, and the Federal Courts.

The Real Estate program consists of the following components described below:

Unresolved Indian Rights Issues ($1,327,000): The FY 2000 funds will be used to continue protection of natural resources and the environment of Tribes and its members on their lands through the resolution of cases identified under the Indian Claims Limitations Act of 1982 and related boundary encroachments.

Unresolved Indian Rights Issues include titles to lands, trespass, water rights, degradation of natural resources, problems of pollution, and activities which endanger trust or restricted property. Region and Agency staff attempt to collect money damages and initiate lease and rights-of-way payments in administrative resolution of trespass cases on behalf of beneficial owners of individual Indian trust land. The program will continue emphasis on investigation and resolution of trespasses against trust lands and trust resources throughout the nation which demand high priority. The number of

claims to be processed in a given year cannot readily be determined due to the complexity of the claims.

The complexity of research required and the availability of documentation determines the amount of time it takes to process any given case. The annual caseload per Region consists of resolution or documented progress on approximately two major, 12 medium, and 75 small cases. There are currently 12,250 identified cases being researched by the Regions. As new cases are identified, this number may increase. These cases require extensive research and technical and legal review in order to ascertain their validity. The information is used primarily to seek and obtain negotiated settlements and other administrative remedies. Funds may be used to support the initiation of litigation and resolution by legislation.

Cadastral Surveys ($2,162,000): Determination of legal boundaries of Indian trust lands is essential to ensure that property and resources are properly accounted for and protected. This will ensure that the owners are deriving maximum benefit from the land. The surveys are either original surveys under the Public Lands Survey System or re-surveys which re-establish the boundaries executed in the original survey, or restore boundary monuments lost or deteriorated since the original survey.

In FY 2000, funds will be provided through an interagency agreement with the Bureau of Land Management (BLM) to meet the Bureau's goal of conducting cadastral surveys of Tribal and individually owned Indian trust or restricted lands. Funds are also provided for the operation of project offices at Southern Ute, Lac Courte Oreilles, Olympic Peninsula, Fort Hall and Nez Perce reservations, and in the State of Maine. Additionally, 1,000 square miles of surveys will be conducted and 2,000 corner position monuments set. Survey priorities are based on the needs specified by the Tribes and the Regional Offices.

Cadastral surveys of Tribal and individually-owned Indian trust or restricted boundaries contribute to the protection of trust resources through the identification of specific locations of trust and restricted lands for management purposes by deterring trespass of Indian lands. All Federally recognized Tribes and Alaska Native entities require some exterior boundary survey as well as extensive surveys within the boundaries of the reservations. Since 1989, approximately 7,000 boundary miles have been surveyed.

Lease Compliance ($1,566,000; FTE 39): The Bureau's program goal is to protect and enhance the Indian leasehold estate. The program provides individual Indian landowners and Indian Tribes with lease compliance activities, required of the United States as trustee for Indian-owned real property, and to facilitate the best economic use of the land through leasing. Annually, funds are allocated to the Regions based on data reported in annual reports, with a minimum base funding of $50,000. The factors used to distribute the balance are as follows: (1) total number of leases; (2) total number of acres; and, (3) total amount of income derived from leases. Priority is given to activities involving agriculture, oil and gas, mining, housing, business, and other types of income-producing leases. Distribution to self-governance Tribes will be based on negotiated amounts per compact.

The program assures that lease activities on trust and restricted Indian lands and their assignees are in compliance with the terms of the leases. These activities may result in the recovery of funds for

the Indian landowners through the collection of late payment penalties and interest, damages, or bond forfeitures. Bureau personnel, self-governance Tribes or Tribal contractors, authorized under *Public Law 93-638*, as amended, initiate administrative actions to ensure that Indian landowners' property rights are protected and corrective actions or lease cancellations are completed. Administrative actions include physical inspections of lease file and site visits, lease cancellations for non-timely payment, non-payment of rentals, non-compliance with terms of leases, and prevention of future lease violations.

The Bureau will conduct an estimated 25,000 physical and follow-up inspections of approximately 100,000 leases, which comprise about 8 million acres. Inspections have identified lease violations and trespass issues which resulted in the recovery and prevention of losses of income for Tribes and individual Indians. A FY 1998 report found over $2,050,000 was collected from identified lease violations and trespass over a one year period.

Environmental Management

Program Description ($9,763,000; FTE 15): The goal of this program is to ensure the trust responsibility to protect and preserve trust lands and trust resources. In FY 2000, this program will provide $2,430,000 for Environmental Scientist and associated positions at 12 Regions and $300,000 for personnel and administrative costs at the Central Office. The Regions advise administrative officials in complying with environmental laws, regulations, and policies; conduct environmental surveys of property being taken into trust status and environmental audits of Bureau facilities and operations; oversee cleanup of sites contaminated with hazardous waste; assist Tribes with solid waste management; and, respond to environmental emergencies. Approximately $200,000 is used for up to 50 emergency responses annually that have the potential to adversely impact trust resources, health or safety. Additionally, in FY 2000, $170,000 was used for an interagency agreement with the Agency for Toxic Substance Disease Registry (ATSDR) to advise the Bureau on several projects that have public health effects, such as the Navajo Dip Vat remediation project.

In FY 2000, Bureau and Tribal environmental staff will be trained in the most effective and efficient means of environmental compliance and incident response, and consistent with the program's Annual Performance Goals, a total of 500 Bureau and Tribal employees will be provided training. Funds will also be used to assist Bureau facility managers and Tribes to cleanup 17 contaminated sites and to operate in them in a manner that complies with environmental statutes. The Bureau will conduct environmental audits at 10 Bureau field sites and provide technical and/or financial assistance to 75 Tribes.

In addition, the Bureau will contribute $1.0 million to the Interagency Solid Waste Workgroup addressing open dumps in Indian Country, a process that the Indian Health Service has estimated will cost $140 million to complete. The Bureau contribution will fund specific Tribal projects to close dumps, develop solid waste management infrastructure, and develop alternative waste disposal methods.

Additionally, the Bureau's environmental program will address corrective actions identified by audits conducted at Bureau facilities in the Navajo Region under the terms of a settlement with the Environmental Protection Agency (EPA). The completion of the corrective actions will close EPA's

enforcement action against the Bureau that lead to the audits. In FY 2000, the Bureau will close the Hoopa Valley enforcement action as well, paying the second half of a $90,000 penalty and completing the cleanup and disposal of contaminated sheds. The Bureau plans to significantly advance its corrective actions at leaking underground storage sites in the Great Plains Region. The EPA enforcement action regarding some underground storage tanks is on hold pending a Department of Justice determination as to whether they have authority to collect penalties for such an action. The Bureau will begin an effort to systematically upgrade or replace several hundred underground heating oil tanks that, although not regulated, pose a severe risk to groundwater and public health because of their poor condition.

Navajo-Hopi Settlement Program

Program Description ($1,270,000; FTE 15): This program supports the goal to fulfill the Federal Government's responsibility to the Navajo Nation and the Hopi Tribe by implementing the provisions of the Navajo-Hopi Settlement Act of 1974, as amended, and to protect and preserve the Tribes' trust lands and trust resources. Range management plans and grazing control methods are utilized to minimize the damage to rangelands in the former Navajo-Hopi Joint Use Area. Field activities include livestock monitoring, issuing of grazing permits, and the removal of livestock trespass on the Hopi Partitioned Lands (HPL). The vegetative analysis completed on the HPL indicated a need for an average stocking reduction of 50 percent due to several years of drought conditions. A similar vegetative analysis has been completed on the Navajo Partitioned Lands which may require similar stock reduction levels.

Justification of Program Changes:

Program Element		2001 Budget Request	Program Changes (+/-)
Real Estate Services	$(000)	10,439	+5,300
	FTE	*39*	*0*

Real Estate Services (+$5,300,000): Additional Cadastral Surveys are needed to establish property boundaries for protecting trust lands and resources of Indian people. In FY 1999, the Bureau of Land Management (BLM) surveyed 926 miles at the cost of $2,162,000. In FY 2001, Indian trust lands require 3,200 miles of boundary surveys to make progress against the backlog of priority work.

In FY 1999, the Bureau identified a priority cadastral survey need of $19 million. The priority list did not include all lands needing surveys or re-surveys, it represents those that were determined by the Tribes or individual Indian landowners to be critical. The cost to perform a survey may vary due to remote locations and difficult terrain in some regions of the United States. The majority of the trust and restricted lands require some exterior boundary survey as well as extensive surveys within the boundaries of the reservation.

Activity Summary

(Dollar amounts in thousands)

Activity: Central Office Operations

Subactivity		2000 Enacted To Date	Uncontrollable and One-Time Changes	Program Changes	2001 Budget Request	Change From 2000
Tribal Government	$(000)	3,068	-461	0	2,607	-461
	FTE	*23*	*-13*	*0*	*10*	*-13*
Human Services	$(000)	1,289	10	0	1,299	10
	FTE	*11*	*0*	*0*	*11*	*0*
Community Development	$(000)	849	19	0	868	19
	FTE	*9*	*0*	*0*	*9*	*0*
Resources Management	$(000)	3,371	56	0	3,427	56
	FTE	*37*	*0*	*0*	*37*	*0*
Trust Services	$(000)	2,105	37	500	2,642	537
	FTE	*26*	*0*	*3*	*29*	*3*
General Administration	$(000)	41,955	1,066	4,000	47,021	5,066
	FTE	*364*	*13*	*50*	*427*	*63*
Total Requirements	$(000)	52,637	727	4,500	57,864	5,227
	FTE	*470*	*0*	*53*	*523*	*53*

Activity: Central Office Operations
Subactivity: Tribal Government

Program Element		2000 Enacted To Date	Uncontrollable and One-Time Changes	Program Changes	2001 Budget Request	Change From 2000
Community Services, General	$(000)	1,543	-490	0	1,053	-490
	FTE	*7*	*0*	*0*	*7*	*0*
Tribal Government Services	$(000)	1,525	29	0	1,554	29
	FTE	*16*	*-13*	*0*	*3*	*-13*
Total Requirements	$(000)	3,068	-461	0	2,607	-461
	FTE	*23*	*-13*	*0*	*10*	*-13*

Community Services, General

Program Description ($1,543,000; FTE 7): The goal of this program is to develop policy and procedures that will provide Tribes with the resources they need to foster strong and stable Tribal governments and exercise their authority as sovereign nations. These funds are used by the Office of the Director, Tribal Services, to develop and implement policies and to monitor, evaluate and provide technical assistance to address Tribal government; social services; housing; and self-determination. The Office also advocates and defends Tribal and Bureau priorities through the annual budget process and prepares statistical reports for the Congress such as the Contract Support Report and Child Abuse Statistics. The Office continues to respond to more than 200 Congressional inquiries annually.

The Office has nationwide responsibility for the implementation of the Indian self-determination policies and procedures. The Office provides services through policy, consultation, and training of Bureau and Tribal staff regarding the implementation of *Public Law 93-638*, as amended. In accordance with the FY 1999 Annual Performance Plan, the office met its goal of holding 49 *Public Law 93-638* and technical assistance training sessions for more than 500 Tribal staff and Bureau employees. In FY 2000, the Office plans to hold an estimated 22 formal *638* training sessions for an expected 750 Tribal staff and Bureau employees. In addition, the Office will provide as many as 50 technical assistance training sessions with Tribal contractors. The Office will also establish a self-determination technical assistance and information website to be available to Indian Country. The website will strengthen the Bureau's support to Tribes and improve their capability to administer self-determination contracts.

Delegation for contract authority will continue to be extended to Agency offices in FY 2000. Currently, there are 50 Agencies and 2 Field Offices authorized to administer self-determination contracts under a delegation of authority.

Also, in FY 2000, the administrative oversight of the Bureau's Security Program has been transferred to the Bureau's Office of Management and Administration. The description of the Program may be found under the Administrative Services section.

Tribal Government Services

Program Description ($1,525,000; FTE 16): The goal of this program is to develop policy and procedures that will provide Tribes with the resources they need to foster strong and stable Tribal governments and exercise their authority as sovereign nations.

The Tribal Government Services staff maintains, updates, and publishes annually the list of Federally recognized Tribal entities; oversees the operation of courts of Indian offenses; and conducts technical reviews of proposed and existing constitutions, revisions, and revocations for compliance with Federal statutes. Staff prepare and make recommendations for approval and publication of Tribal liquor control ordinances; recognize Tribal governing bodies for the purpose of awarding funds; and provide dispute resolution and determination of administrative appeals to insure the Government-to-Government relationship is extended to the proper governing bodies. Staff also review and identify beneficiary entities found to be historical and political successors to aggrieved Tribes/Bands; review Indian Claims Commission, U.S. Claims Court and/or U.S. Court of Federal Claims files; and prepare the results of research report(s). They authorize Hearings of Record, prepare background information and historical data, analyze compatibility of multi-Tribal plans, and recommend proposed Secretarial plan(s) for approval. Staff will prepare and publish judgment fund distribution plans in the *Federal Register* and research, review and prepare final determination of eligibility appeals from judgment fund distributions for the Secretary's signature. In addition, staff will research, review and prepare final determination of appeals from blood degree and Tribal membership challenges and, when required by Tribal governing documents or Federal law, prepare final determination of appeal for the Secretary's signature of decision denying eligibility for Federal services; and, assist newly recognized Tribes.

Pursuant to the Indian Tribal Justice Act, the Bureau proposes to implement the four major requirements of the Act over the course of the next five years if funds are available. When the results of a comprehensive Tribal court survey become available, they will be disseminated to all Federally recognized Tribes. In accordance with the Annual Performance Plan (APP), staff will review at least four Courts of Indian Offenses as well as provide two Tribal Courts with technical assistance and training. The reviews and the technical assistance and training will be conducted on-site and will include discussion with community members, people who use the court system, and Tribal leadership. The reviews will be designed to enhance and improve the existing judicial systems and contribute to the establishment of strong and viable Tribal governments.

The staff will continue to develop working partnerships with the Department of Justice (DOJ) and other Federal agencies which directly impact Tribal governments. This will eliminate duplication of effort and maximize the Federal dollar in areas of common concern. The opportunity to deliver effective technical assistance to Tribal justice systems by combining resources of the Bureau and DOJ will also promote cost-effective management practices.

Workload data for the Bureau's Tribal Government Services personnel is summarized in the following table:

Tribal Government Services Workload Data

Category	FY 1999 Actual	FY 2000 Estimate	FY 2001 Estimate
Judgment Fund Distribution Plans/Proposed Legislation	4	5	5
Judgment, Membership, Blood Degree Appeals	350	400	425
Constitutional Review	10	15	15
Final Action - Constitution	10	15	15
Approval of Liquor Control Ordinance	4	8	10
Charter Review	8	13	15
Final Action - Charter	6	10	10
Secretarial Elections Authorized	8	12	15
Waivers & Appointments for Courts of Indian Offenses	5	10	10
Development of Program Directives, Regulations, Legislative proposals (person hours)	1,000	1,000	1,000
Technical Reviews, Reports, Public Notice (person hours)	22,000	22,000	22,000
Technical Assistance & Public Inquires (person hours)	8,000	8,000	8,000

Under 25 CFR, part 83, the Acknowledgment and Research staff component applies anthropological, genealogical, and historical research methods in reviewing and verifying petitions for Federal acknowledgment of Tribes. The staff makes recommendations for proposed findings and final determinations to the Assistant Secretary - Indian Affairs. They also prepare technical assistance review letters, consult with petitioners, prepare *Federal Register* notices, conduct special research projects and other administrative duties which include maintaining lists of petitioners, and responding to appeals, litigation, and Freedom of Information Act requests.

In accordance with the APP goal to provide Tribes with the resources they need to foster strong and stable Tribal Governments and exercise their authority as sovereign nations, staff plan to accomplish four final determinations during FY 2000.

Acknowledgment and Research Goals

Category	FY 1999 Actual	FY 2000 Estimate	FY 2001 Estimate
Final Determinations	3	4	5

The workload status as of February 1, 2000, is as follows:

Petition Workload

Action by	Cases	Status
Bureau	15	Active Consideration
Bureau	11	Ready, Waiting for Active Consideration

Petitions Resolved

Action by	Cases	Status
Department	14	Acknowledged
Department	14	Denied
Department	1	Per Department request, clarified through Legislation.
Department	2	Clarified by other means
Congress	7	Legislative restoration/recognition
Other Means	6	Merged/Withdrawn/Formally Dissolved/Removed

Petitions under Appeal/Litigation

Action by	Cases	Status
IBIA	3	Post Final Decision Appeal Process
Judicial review	2	Decisions in Litigation

Petitions Inactive

Action by	Cases	Status
Petitioner	154	Only letters of intent/partial documentation/inactive
Congress	6	Legislative action required

Activity: Central Office Operations
Subactivity: Human Services

Program Element		2000 Enacted To Date	Uncontrollable and One-Time Changes	Program Changes	2001 Budget Request	Change From 2000
Services to Children, Elderly, and Families	$(000)	717	10	0	727	10
	FTE	*5*	*0*	*0*	*5*	*0*
Housing Development	$(000)	174	0	0	174	0
	FTE	*2*	*0*	*0*	*2*	*0*
Office of Alcohol and Substance Abuse Prevention	$(000)	398	0	0	398	0
	FTE	*4*	*0*	*0*	*4*	*0*
Total Requirements	$(000)	1,289	10	0	1,299	10
	FTE	*11*	*0*	*0*	*11*	*0*

Services to Children, Elderly, and Families

Program Description ($717,000; FTE 5): The goal of this program is to develop policy and procedures that will ensure that individual Indians residing on or near reservations who need assistance receive aid for basic essential needs such as food, clothing, shelter and other services that improve the condition of families.

Staff provide technical expertise to develop new and revised regulations for policies and procedures to provide protective, financial planning and counseling services for eligible Indians. Staff also provide policy and program coordination with other Bureau and Federal agency programs, which include the Department of Health and Human Services (HHS), Department of Agriculture, and the Department of Housing and Urban Development. Staff also conduct field program reviews and A-123 Management Control reviews to monitor proper program administration. Other responsibilities of the Office include administrative, technical and programmatic support inherent in carrying out the functions and activities mandated by Title I-III of *Public Law 95-608*, the Indian Child Welfare Act of 1978, including the processing of Indian Child Welfare Act (ICWA) notices received from State courts and the maintenance of a centralized repository of adoption decrees finalized by State courts.

In response to *Public Law 104-193*, the Personal Responsibility and Work Opportunity Reconciliation Act of 1996 (Welfare Reform), staff will continue to work with Tribes, States and HHS to interface with Bureau-administered welfare programs to insure that Indian clients are referred and receive appropriate services. The Temporary Assistance to Needy Families (TANF) program replaced the HHS' Aid to Families with Dependent Children program and Tribes are eligible, like States, to operate their own TANF programs. Tribal TANF regulations and policies are being developed by HHS and require inter-agency and inter-Tribal cooperative efforts to provide Tribes with the capability to choose the best methodologies for provision of welfare assistance, job training, and placement services. The Bureau is revising its current welfare assistance regulations to incorporate welfare reform activities and to provide Tribes with adequate flexibility to design

their welfare programs to meet their local needs. With the revisions to the regulations, the Bureau will work with the Tribes to develop comprehensive welfare plans and meet one of the Annual Performance Plan goals for Human Services of increasing the number of these plans. In FY 1999, the Bureau assisted 16 Tribes with redesigning their welfare programs. In FY 2000, the Bureau will assist an additional 15 Tribes with redesigning their welfare programs.

Housing Development

Program Description ($174,000; FTE 2): The staff provide direction to Field and Tribal staff on the interpretation and implementation of the Housing Improvement Program (HIP) guidelines and regulations. Field program reviews and A-123 Management Control reviews will also be conducted to monitor proper program administration.

In accordance with the Bureau's Annual Performance Plan, staff will continue to evaluate Field efforts to compile and refine newly required housing program data. Such data will be utilized for the distribution of funds to ensure that locations with the greatest housing needs receive funding. In order to meet the housing goals proposed to assist needy Indian families, the Bureau has reevaluated and proposes to modify the methodology for the distribution of HIP funds and will publish them in the *Federal Register*. The new methodology will ensure that the most needy Indian families will be served.

Office of Alcohol and Substance Abuse Prevention

Program Description ($398,000; FTE 4): This program supports the Bureau's long-term goal of ensuring that individual Indians residing on or near reservations who need assistance receive aid for basic essential needs and other services that improve the conditions of families.

The Assistant Secretary - Indian Affairs has placed a high priority on curbing the use and abuse of alcohol and illegal drugs in Indian Country. To assist with this effort, the Bureau requested funds in FY 2000 for the re-establishment of the Office of Alcohol and Substance Abuse Prevention. This Office has four staff: GS-15 Director (required by statute), GS-14 Youth Program Specialist (required by statute), GS-13 Program Specialist, and GS-7 Secretary. The Office will provide on-site training on topics related to alcohol and substance abuse prevention to Regions, Agencies, and Tribes. For FY 2000, the Bureau's APP goal is to assist 15 Tribes with implementation of their Tribal Action Plans regarding programs designed to reduce the incidents of alcohol and substance abuse in their respective communities. The Office will also strengthen the inter-agency program coordination and intra-agency policy coordination role regarding alcohol and substance abuse prevention, and strengthen the monitoring and evaluation of Bureau-wide alcohol and substance abuse prevention programs.

The re-establishment of the Office was crucial to the well-being of Indian Country based on the disturbing statistics that compare the effects of alcohol and substance abuse between American Indians and non-Indian Americans (IHS, 1998):

- **10 times** as many Indians between the ages of 25 and 34 die of chronic liver disease.

- **2 times** as many Indians between the ages of 15 and 34 die of suicide, often directly related to alcohol and substance.
- **18 times** as many Indians between the ages of 15 and 24 die of alcoholism.
- **12.8 times** as many Indians between the ages of 25 and 34 die of alcoholism.
- **8.5 times** as many Indians between the ages of 35 and 44 die of alcoholism.

Activity: Central Office Operations
Subactivity: Community Development

Program Element		FY 2000 Enacted To Date	Uncontrollable and Related Changes	Program Changes	2001 Budget Request	Change From 2000
Community Development	$(000)	849	19	0	868	19
	FTE	*9*	*0*	*0*	*9*	*0*

Community Development

Program Description ($849,000; FTE 9): The Office of Economic Development participates in broad national economic development issues such as facilitating credit and welfare-to-work reform with other Federal agencies such as the Departments of Agriculture, Housing and Urban Development, Treasury, Health and Human Services, Labor, and Commerce and the Small Business Administration. The primary focus of the Office is managing the loan guaranty program and job placement and training programs for the Tribes and their membership.

Program staff continue to provide the lead coordination for implementation of the Integration of Employment, Training and Related Services Demonstration Act of 1992 (*Public Law 102-477*). This Act authorizes the consolidation of all Federal formula-funded employment, training and related programs that Tribes and Tribal organizations contract with other Federal agencies. This program supports the Bureau's mission goal of providing Tribes with the resources necessary to develop a self-sustaining economic base which in turn will work to empower Tribes. The primary goal is to increase the success rate of participants in reaching their educational, training, and employment objectives. The Bureau estimates the success rate will reach 80 percent in FY 2000. By improving the education and training of participants in various programs available in accordance with the act, clients will be able to secure permanent, unsubsidized employment.

The program staff coordinate program direction; offer technical assistance to Tribes in development of Tribal plans; issue grants; transfer funding from other Federal agencies through the Bureau to the Indian or Tribal grantees; monitor the grants; and provide on-site technical reviews. The implementation of the *Public Law 102-477* initiative has grown dramatically since the program began in January, 1994. For FY 2000, an estimated 40 grantees servicing 215 Tribes will participate in this program. Funding from all sources (i.e., Department of Health and Human Services, Department of Labor, and other Indian education, job placement, training and welfare programs) totals more than $30 million. The program staff also monitor and provide budgetary support for the Adult Vocational Training, Direct Employment programs, and other special programs, including the United Tribes Technical College.

Program staff also review and distribute funding and direct policy for the $286.8 million loan portfolio authorized by the Indian Finance Act of 1974, as amended. This portfolio includes direct ($72.6 million) and guaranteed loans ($214.1 million). In FY 2000, the Bureau estimates that the loan guaranty program will fund 54 new businesses resulting in an estimated 1,000 jobs which will

be created/sustained, thus, further reducing high unemployment rates in Indian Country. In FY 2000, as required by the Debt Collection Act of 1996, program staff will continue to coordinate the transfer of all loan delinquencies in excess of 180 days to the Department of Treasury. To simplify and clarify policy on mortgages of Indian trust property, program staff are continuing to improve current guidelines to provide guidance in these cases. The staff also provide technical expertise for evaluating Tribal self-sufficiency or economic development plans, as well as, seeking other possible resources available to Tribes from our Federal partners.

Activity: Central Office Operations
Subactivity: Resources Management

Program Element		2000 Enacted To Date	Uncontrollable and One-Time Changes	Program Changes	2001 Budget Request	Change From 2000
Natural Resources, General	$(000)	3,371	56	0	3,427	56
	FTE	*37*	*0*	*0*	*37*	*0*

Natural Resources, General

Program Description ($3,371,000; FTE 37): At the Headquarters level, the resources management staff provide policy direction and technical guidance to Bureau personnel, Tribes and Alaska Natives to improve the management, protection, and development of natural resources on Tribal trust lands in areas of forestry, agriculture and range lands, fish, wildlife, and recreation, water resources, surface and subsurface minerals, and endangered species. Further support is provided to Tribes and Bureau personnel in the management of trust resources through the use of Integrated Resource Management Plans (IRMPs) and spatial data technologies that are available through the Indian Integrated Resources Information Program (IIRIP). Through the efforts of Central Office staff, 12 Tribes received grants in FY 1999 to establish IRMPs. An estimated 10 Tribes are expected to receive grants for IRMPs in FY 2000. The staff also serve as coordinators with other Federal, State, local agencies, the Intertribal Tribal Timber Council, Native American Fish and Wildlife Society and other Tribal consortiums in matters involving Tribal natural resources.

In addition, a partnership has been formed with the U.S. Forest Service to provide funds for a forestry intern program and a cooperative education program at the Haskell Indian Nations University, National Center for Cooperative Education (NCCE). The cooperative education program supports up to 20 students annually. In FY 1999, 6 students graduated from the cooperative education program, of which 5 were successfully employed. This program will continue at the same level of funding in FY 2001.

Activity: Central Office Operations
Subactivity: Trust Services

Program Element		2000 Enacted To Date	Uncontrollable and One-Time Changes	Program Changes	2001 Budget Request	Change From 2000
Trust Services	$(000)	671	29	500	1,200	529
	FTE	*20*	*0*	*3*	*23*	*3*
Real Estate Services	$(000)	922	7	0	929	7
	FTE	*5*	*0*	*0*	*5*	*0*
Land Records Improvement	$(000)	512	1	0	513	1
	FTE	*1*	*0*	*0*	*1*	*0*
Total Requirements	$(000)	2,105	37	500	2,642	537
	FTE	*26*	*0*	*3*	*29*	*3*

Trust Services

Program Description ($671,000; FTE 20): The functions performed within this headquarters program support the strategic goal of ensuring the Federal Government's trust responsibility by protecting and preserving trust lands and Trust Resources. The program provides national oversight, policy and budgeting for real estate services, environmental management, and Indian rights protection. These functions directly support the Bureau's responsibilities within the Secretary's High Level Implementation Plan to improve trust asset management. Other functions include: oversight of Tribal requests for funding from the Bureau's Attorney Fees and Litigation Support programs; program staff review and coordination with other Bureau personnel familiar with the issues for which funds are being requested by Tribes. In FY 1999, the staff reviewed and approved 57 Tribal requests. In FY 2000, it is estimated that the Bureau will receive approximately 72 requests.

Real Estate Services

Program Description ($922,000; FTE 5): The Real Estate Services program supports the Trust Services mission goal of ensuring the protection and preservation of trust lands and trust resources. The program formulates Real Estate Services policy; performs oversight reviews and evaluates Regionwide real estate functions; administers appeals; performs title research required at the national level; publishes proclamations declaring new reservations; reviews and approves requests for waivers of regulations; implements training initiatives; approves and/or terminates nationwide oil and gas lease bonds; issues directives for implementation of new legislation; conducts title research; and, establishes and reviews regulations governing the operation of the Bureau's Real Estate Services program.

The proposed revisions to the regulation governing the acquisition of titles to land into trust for the benefit of Tribes and Indian individuals were published in April, 1999. The public comment period expired on December 29, 1999. During FY 2000, staff will review the comments and prepare final regulations. Additionally, the surface leasing regulations will be revised for publication and comment.

Land Records Improvement

Program Description ($512,000; FTE 1): The Land Records Improvement (LRI) program provides certified land titles in a timely manner. It is estimated that 37,000 trust transactions will be processed during FY 2000. The national program manager provides business process models and process re-engineering to oversee Bureauwide program and personnel resources, improve production of title services and title products, coordinate and integrate the title programs, and fulfill the needs and requirements of its client programs and entities such as the Bureau's Real Estate Services program.

The LRI program provides direct support for land titles, records and ownership completion, land title backlog reduction and elimination, and national program management and coordination for the Land Titles and Records program (LTRO) and offices. Overall program policy, management and direction are developed and provided within this activity including the development of performance goals, objectives, measures and strategies. The headquarters program is responsible for determining automation requirements and specifications for the highly manual and time intensive mission critical title recording, title document management, title and ownership certification, and title mapping processes. Together with the LTRO, the LRI program performs all final Federal title and ownership determinations and certifications for Federal Indian trust and restricted lands. The business functions and processes of these two programs are the foundation and condition precedent of almost all of the Federal and trust responsibilities owed by the Federal Government to Tribes and Indian individuals. The program serves the legal title needs and requirements of Federal and State Governments, private business and financial entities, and Indian individuals and Tribal governments.

Major plans and accomplishments include, development and implementation of the Trust Asset and Accounting Management System, a standardized, modified commercial off-the shelf general trust asset management system which would provide an integrated data base capability. This integrated data base capability would assist in eliminating redundant entry of resources management data. Examples of some of the data that will be maintained as a result of the interface and software design include identification of the number of owners per tract of land and legal descriptions of lands and estate functions.

Phased deployment of the Land Title Mapping System (LTMS) and the spatial data acquisition for the land title mapping system continues and nears completion for all LTROs.

Justification of Program Changes

Program Element		2001 Budget Request	Program Changes (+/-)
Trust Services, General	$(000)	1,200	500
	FTE	*23*	*3*

Trust Services, General (+$500,000; FTE +3): The additional resources are needed to support the Government's trust responsibility, meet the Bureau's goals in the Strategic Plan, and adequately carry out the Bureau's responsibilities pertaining to the trust assets of Tribes and Indian individuals. In FY 2001, three positions are proposed to be added to the Office of Trust Responsibilities (Headquarters) to provide oversight of all trust service activities, ongoing data administration, and ensure implementation of associated trust management improvement activities after the development and deployment of the Trust Asset Accounting Management Systems (TAAMS). TAAMS is a top priority of the Bureau and the Department. Currently, the Central Office has insufficient staff in most areas of trust services. For example, environmental and cultural resources management requires additional staff to manage the five programs for which it is responsible (environmental compliance, cultural resources protection, National Environmental Policy Act compliance, CERCLA and Natural Resources Damage Assessment and Restoration, and Endangered Species Act compliance). Each of these complex programs must comply with several major Federal statutes that require close coordination with many Tribes, Federal and state agencies, and involves undefined areas of law and policy. The compliance requirements demand timely processing of real estate transactions on trust lands and the distributions of trust income to Tribes and individual Indian landowners.

Activity: Central Office Operations
Subactivity: General Administration

Program Element		2000 Enacted To Date	Uncontrollable and One-Time Changes	Program Changes	2001 Budget Request	Change From 2000
Assistant Secretary Support	$(000)	8,533	41	4,000	12,574	4,041
	FTE	*0*	*0*	*0*	*0*	*0*
Executive Direction and EEO	$(000)	3,367	(117)	0	3,250	-117
	FTE	*20*	*0*	*0*	*20*	*0*
Administrative Services	$(000)	12,932	1,261	0	14,193	1,261
	FTE	*190*	*13*	*50*[8]	*253*	*63*
Personnel Services	$(000)	1,162	0	0	1,162	0
Safety Management Program	$(000)	617	13	0	630	13
	FTE	*8*	*0*	*0*	*8*	*0*
Automated Data Processing Services	$(000)	10,269	(393)	0	9,876	-393
	FTE	*70*	*0*	*0*	*70*	*0*
Education Program Management	$(000)	4,350	102	0	4,452	102
	FTE	*68*	*0*	*0*	*68*	*0*
Indian Gaming	$(000)	725	159	0	884	159
	FTE	*8*	*0*	*0*	*8*	*0*
Total Requirements	$(000)	41,955	1,066	4,000	47,021	5,066
	FTE	*364*	*13*	*50*	*427*	*63*

Assistant Secretary Support ($3,226,000)

Program Subelement		2000 Enacted To Date	Uncontrollable and One-Time Changes	Program Changes	2001 Budget Request	Change From 2000
American Indian Trust	$(000)	798	10	0	808	10
Office of Self-Governance	$(000)	1,157	13	0	1,170	13
Audit and Evaluation	$(000)	1,329	18	0	1,347	18
Total Requirements	$(000)	3,284	41	0	3,325	41

[8]Funds are being requested for the Policy Analysis and Planning line item while the FTE to execute the functions are requested within the Administrative Services line item. To improve accountability and reporting, funds will be administered at the Assistant Secretary - Indian Affairs level to the various Bureau levels. It is expected that base funds and FTE transfers will be executed in the FY 2002 budget request to institutionalize the determinations made by the new Office of Policy, Management and Budget on placement of additional staff.

Office of American Indian Trust ($798,000)

The Office is responsible for carrying out the long-term goal to ensure that the Secretary's obligations under the Federal Indian trust responsibility are performed in accordance with the standards required by the laws and policies of the United States. The Office conducts annual reviews of Tribal performance of trust functions assumed under the provisions of the Self Governance Act of 1994 *(25 U.S.C. §458cc(d))*. The staff prepare and monitor Departmental trust protection standards and guidelines and review significant Departmental decisions affecting American Indian trust resources, including treaty rights. It provides policy review and other technical services to bureaus and offices, including training, liaison, and information services to assist all bureaus in matters relating to the Federal Indian trust responsibility. It conducts Department-wide reviews of actions and policies to determine whether such actions or policies negatively impact upon American Indian/Alaska Native trust assets, and, where adverse findings are made, initiate corrective actions. The Office develop standards and guidelines for use by Departmental bureaus and offices to ensure that programs, projects, activities or proposed actions are consistent with the Department's responsibilities with respect to American Indian trust assets. Upon request, the Office also takes the lead or assistance in Departmental negotiations with Tribal governments and other parties regarding trust claims or issues related to physical trust assets.

In FY 2001, the workload will increase to 67 trust evaluations due to the expansion of Tribal participation in the Self-Governance initiative. The time needed to complete each evaluation ranges from one and one-half to five days, depending on the complexity of the trust programs under review, which also governs the number of staff needed to complete the process. Upon completion of each evaluation, staff prepare an evaluation report summarizing the findings, including recommendations for follow-up activities if needed. The staff is producing two short computer-generated training modules for distribution to Departmental offices and bureaus to complement its web site, which was visited over 100,000 times in 1999. The Office prepared, printed, and distributed approximately 5,000 informational brochures and booklets in addition to approximately 1,000 Indian Trust Protection Policies and Procedures notebooks to Interior, Federal and Tribal Government agencies. It provided training to Departmental or bureaus and offices as well as other Federal agencies. On average, 50 training/outreach sessions are conducted per year.

The Office developed and monitored Departmental processes affecting the exercise of the trust responsibility for American Indian resources, including review of environmental assessments and environmental impact statements to ensure compliance with D.M. 512, part 2, Indian Trust Protection. As the Department's focal point for developing and implementing procedures to be applied by all Departmental components, the staff coordinated and oversaw the Department's implementation of Executive Order 13007, Indian Sacred Sites. They handled up to 75 Tribal and Departmental referrals, including assistance in the consultation process consistent with Departmental policy.

Office of Self-Governance ($1,157,000)

The mission of the Office is to promote, advance, and advocate the Tribal vision of self-governance with dignity, integrity, and respect for Tribal governments; to honor, protect and support Tribal sovereignty within a Government-to-Government partnership with Tribal governments; and to advocate for the transfer of Federal programmatic authorities and resources to Tribal governments

in accordance with Tribal self-governance statutes and policies. This supports the Bureau's goal to increase the level of Tribal contracting or compacting.

In FY 2000, the Office will complete annual funding agreement negotiations with fiscal year Tribes by June 30 and calendar year Tribes by August 31 of each year for the 75 existing self-governance agreements and an anticipated 10 new agreements for FY 2001. The Office will continue to maintain the financial integrity and timely and accurate delivery and reporting of all funds negotiated in the self-governance annual funding agreements.

The program staff will work with compact Tribes to implement and resolve issues or problems associated with the 75 self-governance agreements covering 218 Federally recognized Tribes. This represents nearly 40 percent of all Federally recognized Tribes nationwide. In Alaska, 16 self-governance agreements covering 159 (70 percent) Alaskan Tribes have been negotiated.

Participation and Staff Levels	FY 1993	FY 1994	FY 1995	FY 1996	FY 1997	FY 1998	FY 1999	FY 2000	FY 2001
Number of annual funding agreements	18	28	29	53	60	64	67	75	85
Number of Tribes covered under annual funding agreements	53	95	96	190	202	206	210	218 (Est)	228 (Est)
Obligations ($000) awarded under annual funding agreements	60,700	123,500	133,200	157,200	169,200	200,000	211,000 (Est.)	240,000 (Est)	280,000 (Est.)
OSG staff level	6	6	7	8	8	10	11	11	11
OSG obligations ($000)	695	789	860	933	1,092	1,131	1,118 (Est.)	1,157 (Est.)	1,162 (Est)

In FY 2000, the Office will continue to participate in the Joint Tribal/Federal Self-Governance Negotiated Rule Making Committee, focusing on the Bureau portion of the rule making effort. Once rules have been promulgated, the Office will begin to assume additional responsibilities required by the rules, such as ensuring that supporting systems and procedures are in place and current compact and annual funding agreements are consistent with the regulations as well as working with the compact Tribes to develop appropriate reporting requirements.

The Office supports the Government-to-Government relationship with self-governance Tribes and works with them to resolve any problems that arise. The Office provides financial management, budgeting, accounting and contracting services associated with the reprogramming and transfer of an estimated $240 million from Bureau programs allocated to self-governance Tribes. This total will increase when funds from the Bureau of Land Management, the Department of Transportation, and additional manpower training funds under the Integration of Employment, Training, and Related Services Demonstration Act (*Public Law 102-477)* are received.

The staff will work with Tribes to submit an annual report to the Congress by January, 2001, regarding the costs and benefits of self-governance and will provide information and technical assistance to prospective self-governance Tribes upon request. Staff will also work to facilitate negotiations for non-Bureau programs, services, functions or activities that are otherwise available to be operated under self-governance agreements or that have a special geographic, historical or cultural connection to a self-governance Tribe. The Office will also work with Tribes and the

Inspector General in resolving identified issues and closing out A-123 audits within a 60-day time frame throughout FY 2000.

In FY 2001, funds will support 85 annual funding agreements negotiated by the Office of Self-Governance, involving 228 Tribes and 10 Tribal organizations, reflecting an anticipated growth of 10 additional Tribes from FY 2000 levels. The FY 2001 increase in obligations also reflects estimates of road construction funds from the Federal Highway Administration to be included in Self-Governance agreements for the first time as authorized by the Transportation Equity Act for the 21st Century (*P.L. 105-178*).

Office of Audit and Evaluation ($1,329,000)

The Bureau is responsible for resolving audits issued in the Department of the Interior. The two major categories are: (1) audits of Indian Tribes and Tribal organizations that receive awards from the Bureau and (2) audits of Bureau operations that are performed by the Office of Inspector General (OIG). The staff, located in Washington, DC, and in Denver, Colorado, provide advice and technical assistance to the Assistant Secretary - Indian Affairs, Bureau program managers and Tribal recipients in resolving both Tribal and internal audit issues to improve fiscal integrity, management controls, and program performance.

The *Single Audit Act* requires that Tribes and Tribal organizations that spend at least $300,000 of Federal funds in a year have an annual, independent audit to determine if Federal funds have been properly spent and if Federal programs have been operated in compliance with applicable laws and regulations. The following table denotes the audits issued by the OIG.

AUDITS ISSUED BY THE OFFICE OF INSPECTOR GENERAL

Workload and Performance Indicators:	FY 1995	FY 1996	FY 1997	FY 1998	FY 1999
Tribal Audits:					
Number of open audits at start-of-year	263	108	87	95	69
Number issued during the year	422	437	404	289	336
Workload	685	545	491	384	405
Number closed during the year	577	458	396	315	319
Closure Rate	84%	84%	81%	82%	79%
Status of open audits at end-of-year:					
Audits with disallowed costs in collection process	42	22	18	17	24
Management response under review by OIG	18	2	21	6	7
Management response overdue	15	5	1	3	4
Management response not yet due	33	58	55	43	51
Audits of Bureau Operations:					
Number of open audits at start-of-year	16	6	7	9	12
Number issued during the year	8	8	8	8	14
Workload	24	14	15	17	26
Number closed during the year	18	7	6	5	14
Closure Rate	75%	50%	40%	29%	54%

This office also provides assistance to the Bureau in coordination of management control reviews; disposition of investigative referrals from the Office of Inspector General; tracking of responses to directives contained in reports from the Committees on Appropriations; submission of updated

information for the *Catalog of Federal Domestic Assistance*, and the publication and dissemination of policies and procedures through the Indian Affairs Manual.

Policy Analysis and Planning ($5,249,000)

National Academy of Public Administration Study

In 1999, the National Academy of Public Administration (NAPA) conducted an independent study of the Bureau's organization and management structure. The study analyzed the delivery of the Bureau's management and administration services and developed recommendations for reform efforts. NAPA identified a critical need to add capacity in budget, management, and human resource policy to the Office of the Assistant Secretary - Indian Affairs. In addition, the Bureau has entered into an extended agreement with NAPA for the development of an implementation plan. Two professionals from NAPA have already begun to work with the Bureau and the Department on this effort. The Bureau has also hired a former employee of the Department's personnel office to assist with NAPA implementation efforts. Beginning in 2000, organizational reforms are being implemented, including the transfer, consolidation, and reorganization of functions at the Headquarters level.

These efforts will continue through FY 2000 and are currently in the initial stages of implementation. Offices under the Assistant Secretary and the various administrative offices and/or functions reporting to the Deputy Commissioner of Indian Affairs will be realigned in FY 2000 pursuant to the recommendations included in the NAPA report. The Bureau will continue to keep the Committees on Appropriations updated as the process continues throughout the fiscal year.

Therefore, due to the timing of the publication of the Bureau's budget justifications and the on-going reorganization efforts, the Bureau is presenting in the General Administration section of the budget the organizational units that currently exist in the organization's structure prior to the restructuring pursuant to the NAPA recommendations.

To carry out the recommendations provided in the NAPA report of the Bureau's management and administration, the Bureau will begin to implement the recommendations contained in the report during FY 2000. The NAPA report makes a variety of recommendations for improvement of administration and management of the Bureau in areas of procurement, finance, property, information management, records, security, and safety, but not reforms in program oversight beyond staffing such offices as the Office of the Assistant Secretary - Indian Affairs. The NAPA recommendations affect the Bureau on a nationwide basis, from Headquarters to the Region to the Agency levels of management.

The first elements of the NAPA recommendations are derived from NAPA's report findings that: (1) there is no existing capability to provide budget, human resource, policy, and other types of management assistance to the Assistant Secretary - Indian Affairs and the Bureau; (2) staff does not have adequate training in management and administration; and, (3) policy manuals and implementation handbooks are out of date. NAPA's foremost recommendation was that staff support to the Assistant Secretary is essential to allow that office to lead the Bureau in areas of planning, budgeting, finance, human resource, and information resource management.

The recommendations for an Office of Policy, Management, and Budget and the component offices of the Chief Financial Officer, Chief Information Officer, Human Resources, and Policy and Planning were all directed at correcting NAPA's findings. A second set of recommendations is derived from NAPA's findings that the service organizations in the Bureau operate semi-independently through their own field organizations, but only one element has resources for administrative support. The NAPA report states "... If the three service-providing organizations are to be held accountable for performing their missions, they need to have responsibility for providing their own administrative support.[9]" This results in the recommendations to place new administrative personnel at all levels of the Education and Law Enforcement organizations. The implementation of the recommendations will lead to enhanced Bureau accountability and integrity as well as the capacity and plans necessary to build the field structure recommended in the NAPA report.

The results that NAPA believes implementing these recommendations will accomplish are as follows:

- An unqualified financial audit within a reasonable period of time.
- Well-documented estimates of program requirements that are accepted by the Department, the Office of Management and Budget, and the Congress as credible, regardless of the funding levels ultimately achieved.
- Reduced friction among the program and service units of the Bureau and an end to the perception among Tribes that the Bureau is unresponsive to their requests.
- Clear policies and guidelines for employees to follow in the performance of their duties.
- Increased confidence among the Tribes that moving to self determination and self governance will not result in the neglect of Federal responsibilities.

To ensure overall successful implementation of the NAPA recommendations, the Bureau works closely with the Department on its efforts, including on-going efforts to develop a long term implementation plan on a nationwide basis. With funds provided in FY 2000, the Bureau has begun the implementation of the NAPA recommendations. While initial implementation efforts are underway to address the immediate concerns conveyed in the NAPA report as well as critical management needs (i.e., unqualified Annual Financial Audit), the Bureau's long term implementation plan will focus on institutionalizing administrative functions, procedures, and policies at every level of the Bureau.

The first phase of implementation involved the relocation of the Bureau's Division of Accounting Management and the Office of Information Resource Management to the Washington, DC, area from Albuquerque, NM. Approximately 135 employees are affected by this relocation of Headquarters offices. The Congress authorized the use of early retirement and voluntary resignation authority to ease the transition to the new management structures. The buyout language has facilitated the Bureau's implementation efforts in FY 2000 and provides a recourse for employees

[9] *A Study of Management and Administration: The Bureau of Indian Affairs*, National Academy of Public Administration, Executive Summary, page x.

not choosing to relocate to the Washington area. The Department's National Business Center, which currently provides some financial services to the Bureau, will provide additional manpower services to ensure the continued operations of the Bureau's functions during the transition.

Concurrently, the Bureau will begin redeploying existing staff as well as establishing several new positions for the new Office of Policy, Management and Budget (PMB) within the Office of the Assistant Secretary - Indian Affairs. The PMB Office will provide the internal staff capabilities that will support and improve the management capability of the Assistant Secretary. In addition, new mission-critical staff will be added: a Chief Financial Officer and a Chief Information Officer. The establishment of these positions will enable the Bureau to acquire and implement technology-driven information systems as well as to establish and update the financial management/accounting system. The PMB Office will provide budget, human resources, policy and planning and other management assistance to the Assistant Secretary and the Bureau. It will also develop the type of internal controls to address the major administrative weaknesses identified by NAPA.

Finally, the Bureau would begin the process of recruiting and hiring the Field staff needed to fill critical administrative positions where NAPA has noted that the need is greatest.

Denoted below is the estimated costs of the first phase of the implementation process:

Office	Projected Costs (000s)
Division of Accounting Management and Office of Information Resources Management[10]:	
Buyout	980
Severance Pay	1,000
Relocation Expenses	1,400
Health Benefits	180
Policy, Management and Budget Office:	
Part - year start up costs for Headquarters and Field pilot sites	1,440
TOTAL	5,000

The Bureau will continue to keep the Congress updated on the developments to implement the NAPA recommendations on a nationwide basis.

[10]One-time costs.

Executive Direction and EEO

Program Subelement		2000 Enacted To Date	Uncontrollable and One-Time Changes	Program Changes	2001 Budget Request	Change From 2000
Deputy Commissioner of Indian Affairs	$(000)	2,319	-117	0	2,202	-117
	FTE	*7*	*0*	*0*	*7*	*0*
Congressional and Legislative Affairs	$(000)	218	0	0	218	0
	FTE	*2*	*0*	*0*	*2*	*0*
Public Information Staff	$(000)	195	0	0	195	0
	FTE	*2*	*0*	*0*	*2*	*0*
Executive Secretariat Staff	$(000)	127	0	0	127	0
	FTE	*2*	*0*	*0*	*2*	*0*
Equal Employment Opportunity	$(000)	508	0	0	508	0
	FTE	*7*	*0*	*0*	*7*	*0*
Total Requirements	$(000)	3,367	-117	0	3,250	-117
	FTE	*20*	*0*	*0*	*20*	*0*

Program Description ($3,367,000; FTE 20): The function of Executive Direction is to provide executive leadership and policy direction for all Bureau programs and mission responsibilities, and provide continuing administrative direction, coordination and support to all Bureau programs and mission responsibilities.

Deputy Commissioner of Indian Affairs ($2,319,000; FTE 7): The Office of the Deputy Commissioner of Indian Affairs provides organizational leadership and coordination to ensure that all programs are effectively integrated in areas of policy formulation and review, Tribal consultation, public relations, representation of the Bureau to other governmental agencies and private sector organizations, and the overall management of assigned resources. The Deputy Commissioner provides direction to the non-education portions of the Bureau; advises the Assistant Secretary - Indian Affairs on matters regarding mission, program, functional, and managerial policy matters; executes all non-education policies; reviews and evaluates the achievements of the headquarters and field offices; and coordinates the activities of the Bureau within the Department of the Interior and of other Federal agencies to avoid duplication of effort.

Congressional and Legislative Affairs ($218,000; FTE 2): Staff coordinate the legislative planning and Congressional relations activities of the Bureau with the Congress, the Department of the Interior, other Federal agencies, the Office of Management and Budget (OMB), and the public at large. Legislative research and staff assistance are provided to program offices in planning, developing and drafting legislation; preparing testimony; editing reports; editing responses to Congressional correspondence; and providing legislative histories on various issues. The staff review draft bills, legislative reports, and witness statements submitted by other agencies, Congressional committees, and OMB to determine potential impacts on the Bureau and/or Tribes.

OMB Circular No. A-19 provides the guidance for office staff in the coordination of any information provided to the Congress. This includes Bureau testimony, statements for the record, legislative reports, and answers to questions following Congressional hearings and briefings.

During FY 2000, the staff continued to update the Office website. The site provides copies of testimony developed by the Bureau for the 106th Congress as well as a listing of all testimony provided by Departmental witnesses on Indian and Alaska Native issues since 1987 that are housed within the office. The site also includes links to the following: most requested public laws; other sites of interest to people looking for the status of legislation; public laws of the 104th, 105th and106th Congress impacting American Indians and Alaska Natives, with legislation histories; and schedules for hearings on legislation specific to American Indians and/or Alaska Natives.

Public Information Staff ($195,000; FTE 2): The Public Affairs Office maintains liaison with the United States and foreign media and the public. The staff provide customer service, general information, publications and other materials concerning Federally recognized American Indian Tribes and activities of the Bureau, provide expert advice to the Assistant Secretary - Indian Affairs, the Deputy Commissioner of Indian Affairs, and other Bureau officials, and coordinate public affairs activities with the Departmental Office of Communications. The staff annually prepare 20-25 speeches for the Assistant Secretary - Indian Affairs and arranges approximately 50 interviews with the media for the Assistant Secretary and Bureau officials. The staff respond daily to inquiries from the media and general public's formal correspondence, telephone calls and e-mail messages.

The Office also has chief responsibility for maintaining the Bureau's web site. Improvements will continue to be made by the office to redesign the web site to add new features and updates that assist the Tribes and the public navigate through the site. The Bureau web site has become a world-wide information portal to Indian Country, receiving more than 12,000 visits per month.

In FY 2000, the staff will continue to include in its responsibilities the briefing of United States and foreign journalists and officials concerning the Bureau's operations and the Government-to-Government relationship with Federally recognized Tribes. This assistance will also be provided to other Federal, State and local governments. The Office will also coordinate information within the Department, the Bureau and numerous Federal agencies concerning activities conducted during National American Indian Heritage Month, which is celebrated each November with a Presidential proclamation.

Executive Secretariat Staff ($127,000; FTE 2): The staff develop and coordinate Bureau documents requiring review, action, or signature by the Assistant Secretary - Indian Affairs or the Deputy Commissioner of Indian Affairs. The staff serve as the Bureau's focal point for control and assignment of information requested under the Freedom of Information Act and the Privacy Act.

Equal Employment Opportunity ($508,000; FTE 7): The program staff develop plans, procedures, and regulations to promote equal opportunity without regard to race, color, religion, sex, national origin, or physical or mental handicap in all Bureau organizational locations and occupations. Staff monitor the application of the Indian preference policy in all phases of the personnel process and coordinate special emphasis programs, such as the Federal Women's Program and Hispanic Employment Program. Staff develop and implement the affirmative action program plan for the recruitment, employment, and upgrading of minorities and women; assure timely

processing, investigation, and resolution of complaints of discrimination; provide manager and supervisor EEO training; and, monitor the effectiveness of the EEO program.

Administrative Services

Program Element		2000 Enacted To Date	Uncontrollable and One-Time Changes	Program Changes	2001 Budget Request	Change From 2000
Administrative Services	$(000)	12,932[11]	1,261		14,193	1,261
	FTE	*190*	*13*	*50*	*253*	*63*
Personnel Services	$(000)	1,162	0	0	1,162	0
Safety Program Management	$(000)	617	13	0	630	13
	FTE	*8*	*0*	*0*	*8*	*0*
Total Requirements	$(000)	14,711	1274	0	15,985	1,274
	FTE	*198*	*13*	*50*	*261*	*63*

Management and Administration ($4,079,000; FTE 10): The Office supports the oversight and coordination of administrative and support organizations, activities, and functions which cross program, directorate, and other organizational lines. The staff provides administrative support and management of financial management, accounting, contracting, property management, and the Safety and Security programs. The staff ensure the implementation of the management functions of planning, organizing, staffing, coordinating, controlling, and directing all activities within the Offices of Management and Administration.

The Office also coordinates the development and issuance of internal Bureau policies, regulations, procedures, standards, and systems required to effectively and efficiently manage administrative programs and support systems. Other responsibilities are policy development and oversight of the Freedom of Information Act (FOIA), (*5 U.S.C. 552,* amended by *Public Law 104-231, 110 Stat. 2422*) the Privacy Act of 1974 (PA),(*5 U.S.C. 552a, Public Law 93-578,* as amended) and the Paperwork Reduction Act. The Office coordinates the Central Office FOIA/PA/PRA programs and provides advice to the Central Office and Regional Office FOIA coordinators on the application of the statute and regulations. It also develops Bureau policy, procedures and guidance and ensures that the Bureau is in compliance with the appropriate statutes, rules, regulations and policies related to these area of responsibilities.

Additional responsibilities include providing technical oversight of administrative functions on a Bureauwide basis and coordinating and directing administrative management reviews to meet regulatory and legislative requirements. These reviews are performed in all major administrative functions including accounting, budgeting, financial management, personnel management, property management, acquisition, and information resource management. The Office is also responsible for ensuring that the evolving strategic policy goals of the Bureau are met in accordance with its priorities and needs, working with program offices on Annual Performance Plan(s), including performance goals and indicators to ensure compliance with the Bureau's long-term mission and

[11] Amount does not include $500,000 for the Security Program but is included within the Uncontrollable and One-Time Changes amount.

general goals to comply with the provisions of the Government Performance and Results Act (GPRA) of 1993. The Office also has administrative responsibilities for the Bureau's Records Management program, working closely with Departmental offices on policies and procedures for implementation and reporting purposes.

Security Program ($500,000[12]; FTE 13): Administrative oversight of the program was transferred from the Office of Tribal Services to the Office of Management and Administration. The program is focused on the implementation and execution of the Bureau's information resources, personnel and physical security function. It is responsible for ensuring compliance with Federal law governing national security, suitability both for Federal employment and those positions having duties and responsibilities involving regular contact with or control over Indian children and/or possession of a firearm, and access to and management of information technology resources. This includes ensuring all Bureau positions are appropriately designated and the appropriate background investigation is conducted and adjudicated for all Bureau and contractor personnel. Other responsibilities include the establishment of provisions for site security, application and data security, ensuring compliance with personnel clearance procedures, information resources security training, and risk.

Through a memorandum of agreement with the Federal Bureau of Investigation (FBI), the Bureau provides access for Tribes and Tribal organizations to the National Criminal History Records maintained by the FBI. Tribes and Tribal organizations use the Bureau's Fingerprint Program to conduct character investigations and ensure program compliance with Federal child care standards, including the Indian Child Protection and Family Violence Prevention Act of 1990, the Crime Control Act of 1990, the Adoption and Safe Families Act of 1997, and the Protection of Children from Sexual Predators Act of 1998.

Museum Property Program ($247,000; FTE 1): This program provides technical assistance to Bureau field sites and Tribes in the preservation efforts of artworks and artifacts. Inventories of artifacts and skeletal remains of Indian individuals have been performed in compliance with the Native American Graves Protection and Repatriation Act (NAGPRA). Major activities planned in FY 2000 include:

- Continue performing nationwide inventories of artwork and artifacts.
- Continue to support conservation and preservation efforts for the Bureau's museum collection to include professionally cleaning paintings and murals, conservation with acid free matting and ultraviolet protective glass, and purchasing exhibit cases for display of items.
- Continue to support inventory of skeletal remains of Indian individuals and provide data on each categories as established by the NAGPRA.
- Consult with Tribes and Tribal organizations in connection with repatriation and shipping of skeletal remains and associated funerary objects.

---

[12]The amount ($500,000) is proposed for internal transfer in FY 2000 within Central Office Operations, Community Services to Administrative Services; it is not included in the overall amount for Administrative Services but is provided here as reference on funding amount to be utilized in FY 2000 upon effect of the internal transfer.

Museum property management is a Departmentwide material weakness. Each Bureau is responsible for corrective actions necessary to correct deficiencies in accountability and preservation of artwork and artifacts. In FY 2000, efforts will continue to account for and appropriately identify all items. Policy directives to field offices will be reviewed and updated and training provided to Regional staff. Conservation of specific items will be completed. Staff will work with museums and other non-Federal repositories housing archeological items in accordance with laws and regulations including the Native American Graves Protection and Repatriation Act. Conservation and preservation efforts including professional cleaning of paintings and murals, framing pictures with acid free matting and ultraviolet protective glass and displaying items in exhibit cases, will continue in FY 2000 on a Bureauwide basis. Technical assistance and training is provided to field sites on mandates and standards for managing museum property.

Workload Indicators	FY 1999 Actual	FY 2000 Estimate	FY 2001 Estimate
Total Number NAGPRA Compliance Actions: Human Remains Inventoried at Non-Federal Repositories	2,500	2,000	1,500
Total Number of Associated Funerary Objects Inventoried at Non-Federal Repositories	600	600	400

Fixed Assets Subsystem ($680,000): In FY 2000, the Bureau will continue to build on major efforts undertaken in FY 1999, which consisted of extensive physical inventories performed to verify the Bureau's personal and real property capitalized assets and ensure data integrity in the Fixed Asset Subsystem (FAS). The Bureau will continue its focus on addressing the real property material weakness, integration with the Department's Electronic Acquisition System (IDEAS), and General Services Administration's (GSA) 1166 annual reporting requirements for input into their real property system (FIRM). Training and field testing will also continue for real property. The Bureau is working towards meeting the Department's goal of accurately accounting for all real property assets by FY 2001.

In FY 2000, the Bureau will enhance FAS by developing FLASHPOINT, a windows-based user friendly software program, to assist FAS users in recording property assets. Staff will coordinate with contractors to monitor the FAS and provide ongoing system administrative support. A property web site will be developed to disseminate property policies and procedures, user documentation, software upgrades, and electronic reports. Policy and procedures for property reconciliation between the FAS and the Federal Financial System will be developed and Regional staff will be trained in the reconciliation process.

Contracting and Grants Administration ($1,396,000; FTE 14): The staff provide policy and systems planning, analysis, formulation, and development; internal and administrative control reviews of the acquisition using the Department's Quality in Contracting review process, charge card and grant process procedures; and direct operational (contracts and small purchases) services to the Deputy Commissioner of Indian Affairs, Central Office directorates, and the Indian Arts and Crafts Board. The staff provide Bureauwide policy, planning, and oversight for maintaining and strengthening the acquisition of goods, services and products; financial (grants) assistance to Indians, and Indian organizations and businesses. The Bureau will support the efforts made by the Department to automate its grant processes as required under *P.L. 106-107*, the Federal Financial Assistance Management Improvement Act.

During FY 2000, Information Technology (IT) acquisition support will continue to be provided via an inter-service agreement with the Departmental National Business Center (NBC). The Bureau will assume administrative responsibility of IT acquisition beginning in late FY 2000. The Bureau has inter-service agreements with other governmental entities to provide services such as the Department's Electronic Acquisition System (IDEAS). IDEAS is a user-friendly electronic system which supports every phase in the Federal acquisition process including requisitions, small purchases and contract placement and management. These functions and responsibilities impact Tribal/Alaska Native governing bodies and their constituents located throughout the United States by award of commercial contracts through the use of IDEAS. In August, 1999, the Bureau implemented IDEAS at all major acquisition Regional Offices; IDEAS has also been installed at the Central Office. Requisitioners in Albuquerque, NM, have been trained on use of the system; requisitioners Bureauwide will receive training during FY 2000. The Bureau implemented the use of web-based Electronic Commerce, as installation of the IDEAS system throughout its major acquisition offices was completed.

The Bureau implemented the Bank of America Charge Card program and continues to encourage its expansion and emphasize its use on a wider basis by cardholders. The Bureau is re-engineering the processes to use the card as both a purchase and payment mechanism, especially for those recurring small dollar costs such as delivery services, e.g., Federal Express. In addition, the staff oversee acquisition workforce training and implementation of corrective actions for the Bureau's material weaknesses identified in acquisition as mandated by OMB Circular A-123 on management accountability and control. Acquisition training mandated by Section 37 of the Federal Acquisition Streamlining Act of 1994 is also provided by the staff.

Property Management ($713,000; FTE 7): The staff provide policy and systems development, monitor oversight of property balances in the Federal Financial System (FFS) general ledger accounts and conduct internal and administrative control reviews of the Bureau's real and personal property management programs. These core functions include the management of employee quarters, mail, space, inventory, energy, museum property, motor vehicles, printing and publications, and reprographic activities. The staff provide technical assistance and training and serve as the liaison for all Bureau-owned and -leased real and personal property assets which include office, warehouse, storage and special purpose space, employee quarters, and GSA-controlled and delegated lease space. Management, accountability, and coordination of personal and real property assets in FFS and its Fixed Assets Subsystem (FAS) is a major function of the office. Staff ensure compliance with environmental and historical preservation laws and regulations before conveyance and transfer of real property assets to Tribes and other activities, and comply with the Federal Property and Administrative Services Act and the Indian Self-Determination Act in the acquisition and disposal process of personal and real property assets. The staff also provide day-to-day office support functions to Central Office entities located in Washington, DC, Denver, CO, and Albuquerque, NM.

The staff work with the Bureau's Office of Facilities Management and Construction to ensure compliance with the Energy Policy Act of 1992 and Executive Order 12902, utilizing energy efficient technologies in Bureau facilities. The Bureau continues to pursue innovative approaches to be in compliance with Executive and Congressional directives on energy conservation. The Bureau also ensures compliance with Executive Order 13031, the Federal Alternative Fuel Vehicle program; staff monitors Bureau compliance with the Order on a nationwide basis.

In FY 2000, personal and real property policy directives, manuals and handbooks for field personnel will be updated. Policies and guidance will be developed to resolve issues identified during internal control reviews. Increased emphasis will be placed on appropriate identification and accountability of the Bureau's museum property collection. Draft guidelines emphasizing the proper handling and preservation techniques and accountability will be finalized and issued to Regional staff. Administrative management reviews will be conducted at Regional offices and their jurisdiction to ensure internal control measures are adequate.

Staff will also continue efforts to maintain the reconciliation of physical inventories of personal, museum property, and sensitive items in the FAS. Continued assistance through Real property asset training and technical assistance and guidance will be provided by the staff to Bureau locations. Staff will also continue to provide assistance to Tribes in preparing the necessary documentation to acquire Federal "excess" real properties from the General Services Administration and other Federal agencies pursuant to the Indian Self-Determination and Education Assistance Act (*Public Law 93-638,* as amended) and Transfer of Federal real property located on Indian Reservations to the Secretary of the Interior (*Public Law 93-599).* Staff also coordinate space reduction efforts nationwide to reduce space costs.

Workload Indicators	FY 1999 Actual	FY 2000 Estimate	FY 2001 Estimate
Total Number of Departmental Material Weaknesses Being Corrected	1	1	1
Prepare and Coordinate Requests for Transfer of Excess Real and Related Personal Property for Tribes pursuant to the Indian Self-Determination Contract Act and through *Public Law 93-599.*	10	10	10
Total Number of Alternate Fuel Vehicles Requested	0	10	11

Budget Management ($1,909,000; FTE 18): The staff provide central policy coordination and uniform procedures for the Bureau's budget formulation, presentation, justification, and execution requirements through development and management of all Bureauwide budget activities. Staff implement policies and program goals through the budget process, review program requests for fiscal reasonableness and feasibility, develop budget estimates and justifications, prepare for hearings, and perform budget execution (administrative control of funds).

Annually, staff revise the account code structure to reflect the changes to the budget structure and issues the Administrative Control of Funds Manual; update and issue the Budget Development and Formulation Handbook, used by Bureau staff to facilitate Tribal participation in planning the subsequent year's budget request; process budget execution documents; direct, edit, coordinate, review and finalize responses to questions for Congressional budget hearing records; Capability and Effect statements which are requested by the Committees on Appropriations; and, respond to numerous requests for Bureau budget information from Congressional offices and the general public. The Office also coordinates long-term, strategic planning for the Bureau in compliance with the Government Performance and Results Act (GPRA), including the development and coordination of the Annual Performance Plan on a Bureauwide basis.

Washington Liaison Finance Office ($370,000; FTE 7): The staff provide technical advice and assistance on matters concerning accounting and administrative operations support to Central Office

East (Washington, DC) program managers and serves as the liaison between the Department's Office of Financial Management and the Bureau's Division of Accounting Management located in Albuquerque, New Mexico. The staff functions as an operational accounting office for the Central Office East directorates by providing accounting entries, adjustments, corrections, and reconciliations of obligations and expenditures. In addition, the Office performs voucher payment processing to ensure the required audit trail of accounting source documents is in place and is in conformance to the Prompt Pay Act.

Other functions of the Office include monitoring and entering of obligations for all Washington Headquarters financial transactions, including Interagency Agreements, the Simplified Intra-governmental Billing and Collection System (SIBAC), and the On-Line Payment and Collection (OPAC) System. In addition, staff serve as the Bureau's Alternate Agency/Organization Program Coordinator for the NationsBank Integrated Charge Card program. The Office will continue oversight review of charge card and travel transactions for Central Office-East.

The Office is also responsible for the accounting side of the Federal Financial System (FFS), including all FFS obligations pertaining to the Central Office East operations. This includes implementation and processing of payroll corrections, exercising the fiscal responsibility for employee travel activity, the production of required accounting reports, (e.g., outstanding travel advances and payroll detail cost) for programs, and performing payment certification requirements. The Office produces financial reports; assists the Director, Office of Management and Administration, in complying with the Chief Financial Officer (CFO) Act requirements; responds to GAO directives that are accounting related; adheres to OMB and Treasury Department accounting policies and procedures; responds to Congressional and Freedom of Information Act (FOIA) inquiries relating to account activity; and maintains responsibility for the continued maintenance of the Remote Data Entry process for the majority of payments associated with the Central Office East operations.

Division of Accounting Management ($3,538,000; FTE 65): The office is responsible for accounting management of Federal appropriated funds of the Bureau. These activities are designed to meet standards, policies and guidelines from oversight financial authorities in the Office of Management and Budget (OMB), US Treasury (Treasury), General Accounting Office (GAO) and the Department of the Interior. The office provides the centralized billing and payment document processing service. It is also responsible for the following activities: overall review authority to ensure proper accounting, finance, and system and accounting activities; voucher examination and certification of all disbursement transactions; the accurate processing of labor costs into the accounting system; the preparation of financial reports and other statutory reports to OMB, Treasury, GAO, and the Department; and the maintenance and preservation of the audit trail from the Division's fiscal records to the accounting source documents. In addition, staff is responsible for data entry of Central Office West requests for payments and training and oversight of the Remote Data Entry project on a nationwide basis. Remote Data Entry was implemented in the Bureau's individual accounting offices located in each of the Bureau's 12 Regional Offices and the Washington Liaison Finance Office. Following are key focal points of the Division's responsibilities:

Financial Statements – The office is responsible for the accounting operations, accounting management controls and all other functions supporting the production of the Bureau's managerial,

annual and required Financial Statements, including the interface with the Office of the Inspector General (OIG) during the annual audit required by the Chief Financial Officers' Act (CFO). The Division has made substantial progress in eliminating items identified by the OIG as qualifications to the Bureau's Statements. Continued progress toward eliminating the remaining qualifying items has been assigned the highest priority.

Prompt Payment Report – The office is responsible for the daily operations of the Bureau's centralized payments and for the oversight of the Remote Data Entry (RDE) project, which allows for the decentralization of a large portion of the payment of the Bureau's bills. The Division will continue to monitor, redesign and adjust the parameters of the RDE system as it progresses through the learning curve in order to optimize the efficiency of the system and realize the goal of minimizing the amount of prompt payment penalties.

Project Cost Accounting System (PCAS) – The office establishes and controls project costs numbers among the Bureau's differing programs. Duties are focused on the assimilation of costs for a project within a single cost structure, the coordination and operation of project cost controls administered by individual Divisions, and the operational controls in addressing the Construction-In-Progress Financial Statement qualification. The office has delegated the PCAS authority to two offices within the Bureau's Office of Trust Responsibilities (Transportation and Fire Management) to improve productivity and timeliness.

Undelivered Orders (UDOs) - The Bureau achieved a substantial reduction in the outstanding balance of the UDO account during FY 1999. The Division provides analysis and oversight of the operational controls necessary in this initiative, identifying various obligation line item characteristics for review, which eventually resulted in aggregate deobligation of unrecognized cancellations. The Division will continue to provide additional support to senior management, Regions and other divisions during this initiative.

Accounts Receivable: This section is comprised of the Billings and Collection Units, which is responsible for exercising overall review authority which ensures proper accounting, finance, and systems activity Bureauwide. The section develops user guidelines, system documents, and Bureau manual supplements upon request from management.

The Billings Unit is responsible for preparation of all the Bureau's billings and accounts receivable files on assorted categories of reimbursable accounts (cost recovery agreements) and fee based activity for appropriation refunds, miscellaneous receipts, and administrative receivables. The Collection Unit is responsible for all of the Bureau's Federally appropriated funds collection procedures. The debt collection program, in compliance with the Debt Collection Improvement Act, is comprehensive in scope and provides for aggressive action on a timely basis with effective follow-up to collect debts due to the Bureau. Monthly and Quarterly Accounts Receivable Reports are verified and balanced with the billing actions.

In early FY 2000, the Bureau, as a result of the NAPA report, implemented organizational changes within the Office of Management and Administration in an effort to improve its administrative functions as recommended in the report. One of these recommended changes is the relocation of the Division to the Washington metropolitan area. During the relocation process, approximately 86 percent of the Division staff chose not to accept the offer to relocate to the Washington area.

Therefore, essential personnel with both the technical and institutional knowledge of accounting practices and policy procedures were lost to the Bureau. However, in anticipation of the implementation of this organizational change, contingency plans were developed between the Bureau and the Department's National Business Center to provide additional services to ensure the continued operation of the Bureau's accounting operations.

Personnel Services ($1,162,000)

The Personnel Services function of the Bureau is contracted with the Office of Surface Mining under an on-going reimbursable agreement. This line item also supports funding of the Employee Assistance Program and the Drug Testing Program.

Safety Program Management

Program Description ($617,000; FTE 7): The goal of this program is to provide a safe and healthful working environment for all employees and to ensure an optimum level of safety for the visiting public. The Safety Management staff work to ensure that the Bureau is in compliance with the requirements of the Occupational Safety and Health Act (OSHA) of 1970, Executive Order 12196, and 29 CFR Part 1960; administers the Bureau's Injury Compensation program; and, administers the provisions of the Federal Tort Claims Act and the Military Personnel and Civilian Employees Act. The staff also ensures that facility safety inspections are accomplished Bureauwide, including Indian schools; ensures that construction of Indian education facilities are in compliance with applicable Federal, State, or Tribal safety and health standards in accordance with 25 U.S.C. Sec. 2005; and ensures that all workplaces are inspected annually in accordance with 29 CFR Part 1960.25. Additional staff responsibilities include the review of all new construction plans, including renovations; administration of the Indian Highway Safety Program of Indian Tribes; and provides technical assistance to all management levels of the Bureau and to Tribal programs.

During FY 2000, the office will continue with the President's Initiative, "Federal Worker 2000". This initiative highlights the President's interest and concern for the thousands of Federal workers injured on-the-job annually and the high cost associated with those injuries. Federal Worker 2000 is a 5 year plan with 3 measurable goals; (1) reduce the overall occurrence of injuries by 3 percent per year, while improving the timeliness of reporting of injuries and illnesses by agencies to the Department of Labor by 5 percent per year; (2) for those work sites with the highest rates of serious injuries, reduce the occurrence by 10 percent per year; and (3) reduce the rate of lost production (i.e. the number of days employees spend away from work) by 2 percent per year. This new focus on safety and health in the Federal Government will result in fewer injured workers, significant cost reductions, and an enhanced ability to serve the general public.

The office will continue with the implementation of the Executive Order requiring on-the-job seat belt use for all Federal employees. Through the Indian Highway Safety Program the division will encourage Tribal governments to adopt programs and policies for highways on Tribal lands and encourage government contractors, subcontractors, and grantees to institute on-the-job seat belt use programs and policies for their employees.

Also, the office will continue with the Bureau's Safety and Health Strategic Plan; support the needs of safety committees; provide safety training for all employees; and continue efforts to reduce the

Bureau's workers' compensation cost through its OWCP Cost Reduction program. A major shift in program emphasis has been accomplished through behavioral based safety techniques, which focuses on safe behavior of employees rather than on regulating the workplace environment.

The staff continue to assist with the implementation of the handicapped accessibility requirements mandated by Section 504 of the Rehabilitation Act of 1973, as amended, and the Uniform Federal Accessibility Standards. A significant accomplishment has been the application of accessibility requirements during the plan review process. Staff will continue the task of informing facility managers and architects regarding accessibility requirements.

Staff will also begin implementation of a program designed to reduce injury and illness to Bureau employees. This occupational health program will focus on employee base-line surveys in the areas of respiratory, hearing and eye protection; hazard communication; air quality in workplaces; bloodborne pathogens and permit required-confined spaces. Written programs will be established and implemented through the use of hazard assessments studies.

Automated Data Processing Services

Program Element		2000 Enacted To Date	Uncontrollable and One-Time Changes	Program Changes	2001 Budget Request	Change From 1999
ADP Central Program Management	$(000)	9,773	-396	0	9,377	-396
	FTE	*68*	*0*	*0*	*68*	*0*
ADP System Support	$(000)	496	3	0	499	3
	FTE	*2*	*0*	*0*	*2*	*0*
Total Requirements	$(000)	10,269	-393	0	9,876	-393
	FTE	*70*	*0*	*0*	*70*	*0*

ADP Central Program Management ($9,773,000; FTE 68): The Office of Information Resources Management (OIRM) headed by the Chief Information Officer is responsible for ensuring that the Bureau acquires and manages information technology in accordance with the Act. The Office will develop, maintain and implement sound and integrated information technology architecture for the Bureau so that all work processes make maximum use of new technology. The Office will promote effective/efficient design and operation; monitor the performance of information technology (IT) and recommend modification, terminations and improvements; and report annually to the Assistant Secretary on progress made in improving IT/IRM capability.

The Office also provides technical automated data processing functions to support and maintain Bureau wide programs operating on nationwide systems; these systems are utilized by Regional Offices, Agencies, and schools. The staff develops and implements IT policies, standards, plans and processes for data communications, data application systems, data bases, data administration and IT security. In addition OIRM designs and operates data networks that serve the entire Bureau. Staff ensure that the technical interface with the Department's IRM is consistently maintained for the implementation of policies, standards, communications and guidance for the most efficient and effective management of the Bureau's information. Major goals for the office include help desk support, security safeguard systems and for the design/planning of a data warehouse capability to

improve the storage, protection and accessing of trust and other electronic data being managed in the Bureau. The Office has designed a new wide-area data network (BIANET) that has been implemented at over 100 Regional/Agency Offices and 30 EDNET schools. It is also responsible for ensuring the access and maintenance of these application systems such as the Federal Financial System (FFS), Facilities Construction Operations and Maintenance System (FACCOM), Irrigation and Billings systems, Integrated Records Management System (IRMS) made up of major subsystem modules such as the Individual Indian Monies Owner System, Lease Distribution System and People System; Royalty Distribution and Records Management System, Land Records Information System, Social Services Automated System, and Federal Personnel and Payroll System.

In early FY 2000, OIRM provided on-going support of the Y2K conversion effort by funding the Day One Command Center which covers all of the Bureau Offices, Bureau Education Offices and Schools and all 556 Federally recognized Tribes. In addition, the office provides the staff cost and related travel to provide technical oversight of the Y2K activities such as on-sight technical support to programs or responding to operational problems attributable to Y2K.

In FY 2000, the Bureau, as a result of the NAPA report, is implementing organizational changes within the Office of Management and Administration in an effort to improve its administrative functions as recommended in the report. One of these changes is the relocation of OIRM to the Washington, DC, area. It is expected that during the relocation process the Bureau will lose personnel with both the technical and institutional knowledge of trust systems operations, BIANET Wide Area Network, Local Area Networks, and Lotus Notes messaging infrastructure. This may necessitate the use of contracted staff to carry-out critical mission functions during the re-establishment of the new operations center. The Bureau is ensuring that contingency plans are on hand and executed during the transition move to ensure continued Bureau operations.

Technology Advisory Office ($496,000; FTE 5): The Technology Advisory Office (TAO) is responsible for the continual operation and oversight of the Bureau's Central Office East (COE) and the Eastern Regional Office Information Technology (IT) programs. The TAO in this capacity performs operation, maintenance, and development of the Central Office local, metropolitan, and wide-area network assimilation and integration. The Office oversees the management, maintenance, and repair of all desktop machines, mini-computer and pre-based servers, and manages all inter-networking components including switches, routers, and remote access units. The Office also performs the oversight and approving authority for all COE IT acquisition requests under $50,000 each, and, the maintenance and disposition of all surplus IT equipment as prescribed by Federal, Departmental, and Bureau regulations. The TAO provides assistance and consultation services to the management of the Bureau's IT initiatives and trends within the industry and serves as the Contracting Officer's Representative in the various contracts in place concerning COE IT services. The TAO also represents the COE in intra/inter-Bureau and departmental workgroups concerning IT requirements and initiatives.

Education Program Management

Program Element		2000 Enacted To Date	Uncontrollable and One-Time Changes	Program Changes	2001 Budget Request	Change From 2000
Education Program Management	$(000)	2,338	54	0	2,392	54
	FTE	*36*	*0*	*0*	*36*	*0*
Education Personnel Services	$(000)	2,012	48	0	2,060	48
	FTE	*32*	*0*	*0*	*32*	*0*
Total Requirements	$(000)	4,350	102	0	4,452	102
	FTE	*68*	*0*	*0*	*68*	*0*

Program Description ($2,338,000; FTE 36): The Office of Indian Education Programs (OIEP) provides policy direction for nine educational programs , six flow-through programs, and exercises line authority over 23 line offices and 2 post secondary schools. The staff at the line offices and education field locations in turn supervise Bureau off-reservation residential schools, peripheral dormitories housing Indian students attending public schools, and local on-reservation day and boarding schools. The OIEP uses only two percent of the total Bureau education budget for program administration to support 19 professional and 4 support staff. The program staff provide support in policy analysis; management systems development, implementation, and evaluation in education related matters; allocating and monitoring of expenditures and staffing levels for both appropriated and flow-through funds; and the provision of personnel management of education staff at all levels of the organization. In addition, the Office provides educational evaluation and research in support of the Bureau-funded schools and other educational programs.

Following Congressional action on the FY 1997 appropriations, the OIEP has reinvented its program staff to support teams that provide technical assistance to 185 elementary and secondary schools. Other technical support includes Adult Education, Higher Education Scholarships, Tribally Controlled Community Colleges and the two post secondary institutions: Southwestern Indian Polytechnic Institute and the Haskell Indian Nations University.

As part of management improvement, the OIEP has developed the School Program Support and Improvement Center located in Albuquerque, NM. The Center will be responsible for establishment of curricula guidelines, education standards, polices, and national education goals in accordance with school improvement legislation. The staff will be responsible for the coordination of school improvement plans and provide technical assistance to schools and education offices.

Education Personnel Services ($2,012,000; FTE 32): The Education Personnel Services Office is located in Albuquerque, New Mexico. The staff provides personnel support for the OIEP, including the Central Office, Regional /Agency education offices and school levels of the Bureau. Primary duties include the administration of the contract educator system as required by the Education Amendments of 1978, *Public Law 95-561*, position classification, labor relations and OIEP personnel management.

Indian Gaming Management

Program Description ($725,000; FTE 8): The Office of Indian Gaming oversees the Secretary's responsibilities under the Indian Gaming Regulatory Act. This office develops policy guidelines on land acquisition requests for gaming, per capita distribution plans, Secretarial approval of trust asset and gaming-related contracts, and Tribal/State compacts. Through September 30, 1999, 203 Tribal/State compacts and 121 amendments/addenda for 160 Tribes have been approved by the Secretary.

In addition to the task described above, the Office is responsible for review and approval of fee-to-trust applications and leases, coordination with other Federal agencies on gaming-related issues such as taxation of Indian gaming revenues/operations, and NEPA compliance; training and technical assistance to Tribes and/or other Federal personnel; and, financing/accounting issues related to agreements. The Office will continue to work closely with the National Indian Gaming Commission, Department of Justice, Internal Revenue Service, Federal Bureau of Investigation, and State and Indian gaming industry associations. Efforts will continue in areas pertaining to: regulations for Secretarial procedures for class III gaming; regulations on land acquisitions for gaming purposes under 25 CFR §151; and regulations for two-part tests for off-reservation land acquisitions for gaming.

Actions by the staff impact Tribal sovereignty, economic development, and self governance. Successful economic development in gaming provide Tribes the ability to operate their government and programs for members and to diversify economic development beyond the limited funds provided by the Federal Government. The Tribes with successful gaming operations report unemployment has decreased, welfare rolls have decreased, businesses surrounding the reservation have grown, Tribal programs in health, housing, and education have improved, and the lives of individual Indians have improved in Indian Country.

Specific plans for FY 2000 include issuing regulations for Revenue Allocation Plans and draft regulations for off-reservation land acquisitions for gaming. Ongoing activities include the review and approval or disapproval of Tribal-State compacts and amendments within 45 days of receipt.

Justification of Program Changes

Program Element		2001 Budget Request	Program Changes (+/-)
Policy Analysis and Planning	$(000)	9,249	+4,000
	FTE	*50*[13]	*+50*

[13]Funds are being requested for the Policy Analysis and Planning line item while the FTE to execute the functions are requested within the Administrative Services line item. To improve accountability and reporting, funds will be administered at the Assistant Secretary - Indian Affairs level to the various Bureau levels. It is expected that base funds and FTE transfers will be executed in the FY 2002 budget request to institutionalize the determinations made by the new Office of Policy, Management and Budget on placement of additional staff.

Policy Analysis and Planning (+$4,000,000; FTE 50): The increase will be applied to the continued implementation of the recommendations of the National Academy of Public Administration (NAPA). The next phase of implementation will focus on analyzing the staffing needs for the field structure. NAPA is currently conducting an extensive workload analysis of the current staffing in key administrative functions such as accounting, property and procurement. NAPA will then compare the present workload to the industry standard and provide an analysis of the precise Regions and functions that are inadequately staffed. This will begin the third phase of implementation of the recommendations contained in the NAPA study to provide adequate resources to the programs and Regional Offices.

Since the FY 1996 Reduction-in-Force action, many of the functions being performed by the Bureau are done as collateral duties by very few staff. The Bureau will utilize this analysis to prioritize and determine which Regions or programs areas are most critical. The increase will support only a portion of the resources identified in the NAPA report to address all the administrative weaknesses and eventually receive an unqualified financial audit under the CFO Act. The increase will also support some of the necessary training needs that were addressed in the NAPA report. These additional resources are also needed to administratively support the additional $16 million increase in Law Enforcement and $167 million in School Construction as such programmatic increases have a domino effect on administrative functions. These program increases will require additional FTE in administrative functions such as accounting and procurement.

To present a clear outline for the proposed increase of $4.0 million as well as expenditure of the base funds of $5.0 million that will be utilized together in FY 2001, denoted below is a summary of projected costs for the second year of the efforts to continue implementation of the NAPA recommendations:

Office		FY 2000 Base	FY 2001 Request Estimated Cost
Office of the Assistant Secretary - Indian Affairs	Full implementation with the creation of an additional Deputy Assistant Secretary, Chief Financial Office, Chief Information Office, Policy and Planning staff, and, Human Resources staff. Costs include travel and acquisition of furniture and supplies.	3,600	300
Regional Offices	Additional finance operations position, a full-time property manager, and a procurement oversight specialist is needed in each Region. Implementation of this phase is limited to a pilot program in two Regions, with three new FTE in each Regional Office. Costs include travel, furniture, and supplies.	400	100

Office		FY 2000 Base	FY 2001 Request Estimated Cost
Office of Indian Education Programs*	To partially implement its NAPA plans, staffing for branches of procurement, technology, security, property, finance, records, and safety will occur for those functional areas where centralized services are most efficient. Oversight for the field administrative operations staffing will be partly deferred since there will not be full field operation. At four Education Line Offices, a business management specialist would be hired to perform the administrative functions of procurement, property, and financial input for review and approval by the OIEP Headquarters staff. An additional 40 to 45 positions will be filled depending on needs for travel, furniture and supplies.	1,000	3,600
Office of Law Enforcement Services*	Hiring of 10 - 12 positions consisting of personnel specialists and property management staff (weapons and police vehicles).		
TOTAL		**5,000**	**4,000**

*Final determinations on staffing levels will be made during FY 2000 as implementation efforts continue by the Bureau. Reports will be provided to the Committees on Appropriations during this process.

Activity Summary

(Dollar amounts in thousands)

Activity: Regional Office Operations

Subactivity		2000 Enacted To Date	Uncontrollable and One-Time Changes	Program Changes	2001 Budget Request	Change From 2000
Tribal Government	$(000)	1,424	-59	0	1,365	-59
	FTE	*15*	*0*	*0*	*15*	*0*
Human Services	$(000)	2,997	26	0	3,023	26
	FTE	*34*	*0*	*0*	*34*	*0*
Community Development	$(000)	829	-6	0	823	-6
	FTE	*12*	*0*	*0*	*12*	*0*
Resources Management	$(000)	3,225	82	0	3,307	82
	FTE	*44*	*0*	*0*	*44*	*0*
Trust Services	$(000)	9,568	275	13,700	23,543	13,975
	FTE	*174*	*0*	*157*	*331*	*157*
General Administration	$(000)	24,198	535	0	24,733	535
	FTE	*322*	*0*	*0*	*322*	*0*
Total Requirements	$(000)	42,241	853	13,700	56,794	14,553
	FTE	*601*	*0*	*157*	*758*	*157*

Activity: Regional Office Operations
Subactivity: Tribal Government

Program Element		2000 Enacted To Date	Uncontrollable and One-Time Changes	Program Changes	2001 Budget Request	Change From 2000
Community Services, General	$(000)	242	2	0	244	2
	FTE	*1*	*0*	*0*	*1*	*0*
All Other Aid to Tribal Government	$(000)	1,182	-61	0	1,121	-61
	FTE	*14*	*0*	*0*	*14*	*0*
Total Requirements	$(000)	1,424	-59	0	1,365	-59
	FTE	*15*	*0*	*0*	*15*	*0*

Community Services, General

Program Description ($242,000; FTE 1): This program provides general Tribal operations support on a Region-wide basis to Tribes and Bureau field staff. It contributes to the Bureau's achievement in providing Tribes with the resources they need to foster strong and stable Tribal governments.

All Other Aid to Tribal Government

Program Description ($1,182,000; FTE 14): One of the Bureau's Annual Performance Plan long-term goals is to promote Indian Self-Determination by enhancing training and technical assistance to Tribes. This program promotes opportunities for Tribal governments and Tribal organizations to assume direct operation of Bureau programs under the authority of *Public Law 93-638*, as amended. Regional Office staff provide technical assistance to Tribal governments and organizations in strengthening their capacities toward self-determination. Assistance is provided in areas such as legislative and policy matters, administrative matters and processes, judgment awards; Tribal membership rolls, Secretarial elections, and approval and monitoring of Tribal attorney contracts. Assistance is also provided by fostering partnerships with State and local governments and other Federal agencies. In addition, staff provide support and technical assistance to Courts of Indian Offenses and Tribal justice personnel on matters relating to the development, management, and administration of Indian justice systems.

The following table reflects activities performed by Bureau Region and Agency Tribal operations personnel in the performance of core residual functions:

Category	FY 1999 Actual	FY 2000 Estimate	FY 2001 Estimate
Results of Research - Judgments & Claims	9	11	12
Judgment Fund Distribution Plans/Legislation	42	50	64
Judgment Fund Distribution/Payment Rolls	22	36	31
Tribal Membership & Census Rolls	83	85	78

Category	FY 1999 Actual	FY 2000 Estimate	FY 2001 Estimate
Certificates of Degree of Indian Blood	239,036	285,010	143,060
Enrollment & CDIB Appeals	582	1,467	1,464
Constitutional Review	100	121	120
Final Action - Constitution	36	70	84
Review Liquor Control Ordinance	22	34	38
Review Codes & Ordinances	614	634	632
Final Action - Code & Ordinance	151	190	188
Charter Review	20	30	33
Final Action - Charter	18	27	30
Secretarial Elections Authorized	55	65	66
Secretarial Elections Held	49	66	61
Approval & Payment of Attorney Contracts	546	660	666
Final Determination of Appeals	101	463	348
Section 81 Contracts (Non-Gaming)	145	167	170
Tribal Budget - Proceeds of Labor	36	37	37
Tribal Budget - Trust Assets	100	91	81
Tribal Operating Budget	150	155	164
Administer Courts of Indian Offenses	12	14	13
Assistance to Newly Recognized Tribes	363	462	464
Technical Assistance & Public Inquires (person hours)	85,254	92,840	91,300

Activity: Regional Office Operations
Subactivity: Human Services

Program Element		2000 Enacted To Date	Uncontrollable and One-Time Changes	Program Changes	2001 Budget Request	Change From 2000
Services to Children, Elderly and Families	$(000)	656	12	0	668	12
	FTE	*9*	*0*	*0*	*9*	*0*
Housing Development	$(000)	2,341	14	0	2,355	14
	FTE	*25*	*0*	*0*	*25*	*0*
Total Requirements	$(000)	2,997	26	0	3,023	26
	FTE	*34*	*0*	*0*	*34*	*0*

Services to Children, Elderly and Families

Program Description ($656,000; FTE 9): Funds support the Regional Offices responsible for technical supervision of the social services programs including: development and operation of Regional Social Services programs; technical assistance to and consultation with Tribes and Indian organizations with respect to Indian Child Welfare Act (ICWA) programs; coordination of social services policies and programs with other Federal, State, and local Agencies; program reviews; and, training and supervision of Regional ICWA programs. The offices conduct field program reviews to monitor proper program administration. This contributes directly to the Bureau's achievement of its goals to ensure that individual Indians residing on or near reservations who need assistance receive aid for basic essential needs such as food, clothing, shelter and other social services that improve the condition of families.

In conjunction with *Public Law 104-193*, the Personal Responsibility and Work Opportunity Reconciliation Act of 1996 (Welfare Reform), Regional Offices, like their Central and Agency counterparts, will continue to work with Tribes, States and the Department of Health and Human Services (HHS) to interface with Bureau-administered welfare programs to ensure that Indian clients are referred and receive appropriate services. The Temporary Assistance to Needy Families (TANF) program replaced the HHS' Aid to Families with Dependent Children program and Tribes are eligible, like States, to operate their own TANF programs. Tribal TANF regulations and policies are being developed by HHS and require inter-Agency and inter-Tribal cooperative efforts to provide Tribes with the capability to choose the best methodologies for provision of welfare assistance, job training, and placement services. Because of Welfare Reform, the Bureau is revising its current welfare assistance regulations to incorporate Welfare Reform activities and to provide Tribes with the flexibility to redesign welfare programs to meet their local needs. Regional Office staff, in concert with their Central Office and Agency colleagues, will work directly with the Tribes to develop comprehensive welfare plans to allow the Bureau to meet one of the Human Services Annual Performance Plan goals of increasing the number of Tribes operating comprehensive welfare plans.

Housing Development

Program Description ($2,341,000; FTE 25): These funds support the Regional Offices in implementing the Housing Improvement Program through existing *Public Law 93-638* contracts, existing self-governance compacts, and/or by Bureau administration. In accordance with the Annual Performance Plan, Regional Office staff will evaluate Agency efforts to compile and refine newly required housing program data. Such data will be utilized for the distribution of funds to ensure that locations with the greatest housing needs receive funding. In order to meet the ambitious housing goals proposed to assist needy Indian families, the Bureau has reevaluated and modified the methodology for the distribution of HIP funds. The new methodology implemented in FY 2000 will ensure that more homes will be renovated, more new homes will be constructed, and thus, more needy Indian families will be served. This contributes greatly to the goal of ensuring that individual Indians residing on or near reservations who need assistance, receive aid for basic essential needs such as shelter and other services that improve the conditions of Tribal members. In addition, the staff monitor Tribal and Federal compliance with regulations and policies by providing oversight over contracts, project activities, and inspection during construction. Staff will continue to coordinate efforts, as appropriate, with the Indian Health Service (IHS), the Department of Housing and Urban Development (HUD), the Farmers Home Administration (FHA), and other Federal agencies in an effort to assist needy Indians to attain shelter.

Activity: Regional Office Operations
Subactivity: Community Development

Program Element		2000 Enacted To Date	Uncontrollable and One-Time Changes	Program Changes	2001 Budget Request	Change From 2000
Adult Vocational Training	$(000)	35	-35	0	0	-35
	FTE	*0*	*0*	*0*	*0*	*0*
Economic Development	$(000)	794	29	0	823	29
	FTE	*12*	*0*	*0*	*12*	*0*
Total Requirements	$(000)	829	-6	0	823	-6
	FTE	*12*	*0*	*0*	*12*	*0*

Adult Vocational Training

Program Description ($35,000): Adult Vocational Training (AVT) supports the long-term goal of improving human capital in Indian communities by increasing the success rate of participants in reaching their educational, training and employment objectives. For FY 2001, the Regional Adult Vocational Training program will be transferred to the Tribal Priority Allocations, Job Placement and Training line item to consolidate Regional, Agency, and Tribal programs.

Economic Development

Program Description ($794,000; FTE 12): This program supports the goal of providing Tribes with the resources necessary to develop a self-sustaining economic base by leveraging private sector funding for businesses and creating/sustaining jobs in Indian communities. In FY 1999, the Bureau's loan guaranty program helped fund 45 businesses which created/sustained an estimated 957 jobs in Indian Country. In FY 2000, the Bureau estimates that the loan guaranty program will fund 54 new businesses resulting in an estimated 1,000 jobs which will be created/sustained. Regional Office staff are critical in implementing this goal since they review loan applicants' eligibility and adherence to loan guaranty, loan insurance, existing direct loan, and technical assistance. Based on these reviews, Credit staff recommend approval/disapproval on new loan guarantee requests made within the Regional delegated approval authorities. On loan guaranty requests that exceed the Regional approval authorities, Regional staff prepare credit memorandums and submit the loan packages to Headquarters for final approval. Following approval, Regional Offices: (a) prepare closing documents for obligation of subsidy costs and commitments of loan ceiling; (b) prepare for appeals on disapproved loan guaranty requests; (c) perfect and monitor collateral for loans; (d) maintain original loan documentation files; (e) process supplemental interest payments; and, (f) collect quarterly premium payments. Regional Offices service Agency economic development programs when there is not a funded Agency economic development program.

For the Direct Loan and Loan Guaranty programs, Regional Offices approve and monitor lender guarantee agreements, conduct collateral inspections, remain in contact with borrowers, lenders and/or reporting agencies, assist and recommend action on lenders' prospective problem loan

workouts or cancellations, send demand letters for loan compliance, and initiate debt collection procedures such as foreclosure and administrative offset. Monthly debt collection reports are prepared by Regional staff for transmittal to Headquarters for program management information. The staff also serves as liaison with other regional or local Federal agency offices on economic development issues. Regional Offices serve key functions by providing Contract Officer Representation (COR) for economic development programs and grants for all Tribes that have contracted the Bureau's economic development program. They also recommend to Headquarters approval/disapproval of requests for mortgages on individual land allotments (25 U.S.C. 483a).

Activity: Regional Office Operations
Subactivity: Resources Management

Program Element		2000 Estimate To Date	Uncontrollable and One-Time Changes	Program Changes	2001 Budget Request	Change From 2000
Natural Resources General	$(000)	370	17	0	387	17
	FTE	*9*	*0*	*0*	*9*	*0*
Agriculture	$(000)	539	10	0	549	10
	FTE	*7*	*0*	*0*	*7*	*0*
Forestry	$(000)	1,017	34	0	1,051	34
	FTE	*13*	*0*	*0*	*13*	*0*
Forest Marketing Assistance	$(000)	160	1	0	161	1
	FTE	*1*	*0*	*0*	*1*	*0*
Water Resources	$(000)	541	10	0	551	10
	FTE	*7*	*0*	*0*	*7*	*0*
Wildlife and Parks	$(000)	360	6	0	366	6
	FTE	*4*	*0*	*0*	*4*	*0*
Minerals and Mining	$(000)	238	4	0	242	4
	FTE	*3*	*0*	*0*	*3*	*0*
Total Requirements	$(000)	3,225	82	0	3,307	82
	FTE	*44*	*0*	*0*	*44*	*0*

Natural Resources, General

Program Description ($370,000; FTE 9): The Regional Offices provide oversight, supervision, and assistance to Tribes and other Bureau programs in the planning and management of renewable natural resources on Tribal trust lands. One primary goal is to enhance Tribal management of their natural resources through the use of Intergrated Resource Management Plans (IRMPs). In FY 1999, 12 Tribes received a grant to establish and implement an IRMP. In FY 2000, an estimated 10 additional Tribes will receive grants to establish IRMPs. This is consistent with the Bureau's mission goal of assisting American Indians and Alaska Natives to protect, manage, and preserve their natural resources.

Funds are used exclusively for salaries and related operational expenses to perform the day-to-day oversight activities. Primary activities include coordination of program functions and information systems with local, Federal, State, and Tribal governments as well as private organizations. Technical assistance is also provided to Tribes in the application of spatial data technology and use of automated cartography for resource management planning.

Agriculture

Program Description ($539,000; FTE 7): Regional Offices provide technical assistance and advice to Tribes in the planning, management, conservation and development of water, farmland and rangeland resources. The Regional Office staff monitor and provide assistance to Regional managers and Tribes in implementing the Noxious Weed program, a key goal in the Bureau's Annual Performance Plan as well as in the development of conservation measures and resource management plans. This program supports the goal of assisting American Indians and Alaska Natives in protecting and preserving their natural resources on trust lands and shared off-reservation resources. The staff serve as coordinators with other Federal and State Agencies to provide technical assistance funding to support Tribal agriculture programs.

Forestry

Program Description ($1,017,000; FTE 13): Regional Offices perform functions associated with the administration of the Forestry program in support of the mission goal of protecting and preserving natural resources on Trust lands and shared off-reservation resources. Active working relationships are maintained with other Federal, State, industry, and private forestry organizations on forestry issues of mutual concern. The staff support the planning and scheduling of Regionwide forestry activities by providing program oversight to ensure regulations and policy requirements are met and maintain technical standards for sound forest management. Regional staff also provide forestry assistance to Tribes with smaller trust land acreage and on public domain allotments where there are no Agency forestry staff. Technical assistance is provided to Tribes, Agency Offices, and Alaska Native Corporations. Technical functions performed include: formulation and implementation of policies for the appraisal of forest products; preparation and revision of forest management or integrated resource management plans; forest inventories, analysis of forest inventory data; forest development projects; forest protection; and other forestry related activities.

Forest Marketing Assistance

Program Description ($160,000; FTE 1): These funds are distributed to the Regional Offices based on commercial timber acres in support of the Annual Performance Plan goal of providing for the administration of forest product sales. The Offices provide funds and/or technical assistance to Tribes and individual Indians who desire to develop, expand, or maximize revenues from the sale or manufacture of forest products. The main emphasis of this program is to promote economic development opportunities and employment opportunities for Indian people on and off reservations.

Water Resources

Program Description ($541,000; FTE 7): This program funds the implementation of Water Resources and Litigation/Negotiation programs designed to develop Indian water settlements, monitor collection data for pending settlements, and provide technical support to Tribal governments in litigation/negotiation activities at the Regional Office level. These efforts support the goal of assisting American Indians and Alaska Natives in protecting and preserving their natural resources on trust lands and shared off-reservation resources. Funds are used exclusively for salaries and related travel and administrative expenses to perform the day-to-day oversight activities at the Regional Office level. Assistance is provided to the Regional Director, Agency and Tribal water

resource managers in engineering, economics, water resources management, and budgetary resources management. The staff service several Departmental water rights negotiation teams as the primary contact with Tribal, Federal and non-Federal agencies engaged in water resources activities. For FY 1999, this program supported the Annual Performance Plan goals for water resources through the administration of 20 negotiation teams and administration of 80 water resource projects in support of Indian Water Rights. For FY 2000, this program is expected to continue supporting the water resources activities of the 20 negotiation teams and 80 projects.

Wildlife and Parks

Program Description ($360,000; FTE 4): This program supports the Resources Management Mission Goal of assisting American Indian and Alaska Natives in protecting and preserving their natural resources on Trust lands and shared off-reservation resources. Regional Office staff assist Tribes in protecting treaty hunting, fishing, and gathering rights, and conserving and developing fish, wildlife and outdoor recreation resources. Key support functions performed by the staff included contract administration, technical assistance, coordinating resource management and rights protection issues among Bureau and Tribal personnel, and serving as a liaison with Federal and State fish and game agencies and other decision-making bodies involved in treaty rights and resource management issues of interest and concern to Tribes. Emphasis is placed on the monitoring of *Public Law 93-638* contracts and grants with Tribes and overseeing the policies and actions of other agencies as they relate to Indian hunting, fishing, and gathering rights and the resources upon which the meaningful exercise of those rights depend.

Minerals and Mining

Program Description ($238,000; FTE 3): The Regional Office staff provide technical services to Tribes involved in oil and gas production, operations, and sales and serve as coordinators with other Federal agencies, Tribal governments, and individual Indian mineral owners to ensure effective communication in royalty management activities. These activities include field inspections, site security, and production verification. The Regional staff assist in monitoring coal royalties; participating in coal production inspections, mine permit revisions and coal development negotiations; evaluating aggregate production; and providing technical expertise in Tribal mineral development and production. This promotes the mission goal of assisting American Indian and Alaska Natives in managing, protecting and preserving their natural resources on Trust lands and shared off-reservation resources. This goal is further supported by providing the technical assistance to mineral resource Tribes to establish and utilize Integrated Resource Management Plans (IRMPs) in the management of Tribal resources.

Additionally, the program plays a significant role in the implementation of the Linowes Commission recommendations to assure the proper accountability for revenues generated from minerals activity on Indian lands by providing direct support to Tribal mineral programs. Linowes position staff are stationed at the Great Plains, Southern Plains, Eastern Oklahoma, Navajo, Western (Uintah and Ouray Agency), and Northwest Regions.

Activity: Regional Office Operations
Subactivity: Trust Services

Program Element		2000 Enacted To Date	Uncontrollable and One-Time Changes	Program Changes	2001 Budget Request	Change From 2000
Trust Services, General	$(000)	565	28	1,900	2,493	1,928
	FTE	*7*	*0*	*30*	*37*	*30*
All Other Indian Rights Protection	$(000)	289	1	0	290	1
	FTE	*3*	*0*	*0*	*3*	*0*
Real Estate Services	$(000)	1,905	44	5,000	6,949	5,044
	FTE	*29*	*0*	*70*	*99*	*70*
Land Titles and Records Offices	$(000)	3,342	3,368	4,800	11,510	8,168
	FTE	*74*	*59*	*55*	*188*	*114*
Land Records Improvement	$(000)	3,257	-3,169	2,000	2,088	-1,169
	FTE	*59*	*-59*	*2*	*2*	*-57*
Environmental Quality Services	$(000)	210	3	0	213	3
	FTE	*2*	*0*	*0*	*2*	*0*
Total Requirements	$(000)	9,568	275	13,700	23,543	13,975
	FTE	*174*	*0*	*157*	*331*	*157*

Trust Services, General

Program Description ($565,000; FTE 7): This program provides funding for staff at Regional Offices who are responsible for advising and providing technical assistance to Tribes and Regional and Agency offices on a variety of issues affecting trust lands and trust resources. At some Regions this program provides partial funding for supervisory positions over the programs under the Trust Services subactivity. The staff serves as technical experts in matters dealing with rights protection, environmental management, preservation and protection of cultural resources, and general trust land issues affecting Tribal trust properties and resources. The functions provided with these funds do not fall within the scope of other trust and natural resource programs, such as primary contact positions for Tribes, States and other Federal agencies involved in land and water settlement negotiations. Bureau staff serve as technical experts for Tribes seeking applications for financial assistance to procure the services of legal counsel and technical experts in the absence of Federal representation on all of parts of specific claims. These applications require the review of Regional Office personnel.

All Other Indian Rights Protection

Program Description ($289,000; FTE 3): The Rights Protection staff at the Regional level provide advice and assistance to the Regional Director and Field level personnel in issues dealing with Tribal water rights claims and other unresolved rights issues to accomplish the mission goal of protecting and preserving trust lands and trust resources. The staff also serve as technical support

to Departmental teams involved in negotiating Tribal water rights claims. Because of the expertise and knowledge of the negotiations, the staff assist in the review of Tribal applications for Federal assistance to procure the services of legal counsel and technical experts. In FY 1999, assistance was provided in the review of 57 Tribal applications. In FY 2000, it is estimated that assistance from the Regional Office staff will be required to review 72 Tribal applications, an increase of 26 percent over FY 1999.

Real Estate Services

Program Description ($1,905,000; FTE 29): The purpose of the Real Estate Services program at the Regional Office level is to protect and preserve trust lands and trust resources by providing policy direction, technical assistance, and training; conducting administrative reviews; and monitoring and evaluating Agency real property operations. The duties include, but are not limited to: making appeal decisions; conducting training; providing assistance in *Public Law 93-638* negotiations of realty functions; review and approval of *Public Law 93-638* realty transactions; litigation support; review of real property initiatives, acquisitions, disposal, surface and sub-surface leases, appraisals, and land use planning proposals; environmental compliance coordination and assurance; rights-of-way, easements, exchanges, partitions, patents in fee, removal of restrictions, permits, cadastral surveys, probate and estate planning, and initiation of rights protection issues such as trespass and land damages. The Regional Offices combined with the Agencies and Tribally contracted real estate program offices ensure that the Indian owners benefit from the resources located on their lands, approximately 56 million acres of land. During FY 1999, the Bureau processed 35,000 trust transactions thereby increasing the amount of trust income paid to the Indian beneficiaries of the trust lands. In FY 2000, the Bureau expects to increase the number of transactions it annually processes to 37,000.

Land Titles and Records Offices

Program Description ($3,342,000; FTE 74): The Land Titles and Records Offices (LTRO), together with the Land Records Improvement (LRI) program, provided the ongoing normal operating costs of the nine land title and records program offices in support of the Annual Performance Plan goal of ensuring the trust responsibility by protecting and preserving trust lands and trust resources. The Land Titles and Records (LTR) program is the only Federal program providing the title functions and processes for recording Federal title documents, imaging and managing title documents, and determining and certifying Federal Indian title and ownership of Federal Indian trust and restricted lands, and issuing certified title status maps. The mission of the LTR program, and the closely associated LRI program, is to provide accurate and timely certified Federal title and ownership services to and for the protection of the program's clients, and to establish a program and systems environment that provides, supports, and promotes open access to land, title and ownership records and data, subject only to the restrictions of Federal law and policy. The primary goal of the LTR program is to establish, maintain and provide accurate, timely, accountable and efficient land title, which includes complete ownership and encumbrance, for all Federal Indian trust and restricted lands.

In FY 2000, the program staff will continue processing all submitted title workload without creating any new title backlogs. The program will also continue the phased deployment and spatial data

acquisition for the Land Title Mapping System. The proper functioning of the title program and its business processes is required for the success of the Trust Management Improvement Project.

Land Records Improvement

Program Description ($3,257,000; FTE 59): The Land Records Improvement (LRI) program staff, together with the Land Titles and Records program staff, perform all final Federal title and ownership determinations and certifications for Federal Indian trust and restricted lands in support of the Annual Performance Plan goal to ensure the trust responsibility by protecting and preserving trust lands and trust resources. The business functions and processes of these programs are the foundation of the Federal and trust responsibilities owed by the Federal Government to Indian Tribes and individuals. As originally conceived, this program was primarily responsible for the optimization of land title and records processing and for the reduction or elimination of backlogs in land title and records title products and services. However, due to increasing workloads from fractionation of allotted Indian lands and FY 1996 budget reductions, in recent years this activity has basically supported the ongoing normal operating costs of the land title and records program offices. Beginning in FY 2000, funding for backlog elimination was requested under the Office of the Special Trustee for American Indians (OST). In FY 2001, LRI funding that supports ongoing operating costs has been internally transferred to the Land Titles and Records Office program element. The elimination of title backlogs is a component of the Trust Management Improvement Project (TMIP) which is overseen by OST with key participation by Bureau personnel.

Environmental Quality Services

Program Description ($210,000; FTE 2): Environmental Quality Services supports the long-term goal of fulfilling the trust responsibility by protecting and preserving trust lands and trust resources through ensuring that actions taken by the Bureau that impact Tribal trust lands and resources are in compliance with environmental, cultural resources and endangered species laws. Staff provide technical assistance on environmental, cultural resources and endangered species management to Regional and Agency managers and Tribes. Training is also provided to Bureau and Tribal employees, including reviewing of proposed actions for compliance with applicable laws and conducting initial responses to events that may require natural resources damage assessments.

Because this program operates under the procedures set in regulations implementing the laws with which it complies, program activities change little from year to year. In FY 1999, Regional staff documented 610 actions in compliance with the National Environmental Policy Act, National Historic Preservation Act and Endangered Species Act; reviewed 97 actions proposed by other Federal Agencies and potentially affecting Indian lands; administered 67 permits issued under the Archaeological Resources Protection Act; investigated 52 violations of that Act; conducted 530 surveys of Indian lands for cultural resources or endangered species; responded to 3 incidents of possible damage to natural resources; and provided training in environmental, cultural resources or endangered species management to 25 Bureau and Tribal employees. In FY 2000, the Bureau staff will continue to generate the activities at similar levels. Training for Bureau and Tribal employees will increase to approximately 100 individuals.

Justification of Program Changes

Program Element		2001 Budget Request	Program Changes (+/-)
Trust Services, General	$(000)	2,493	+1,900
	FTE	37	30
Real Estate Services	$(000)	6,949	+5,000
	FTE	99	70
Land Titles and Records	$(000)	11,510	+4,800
	FTE	188	55
Land Records Improvement	$(000)	2,088	+2,000
	FTE	2	2
Total Requirements	$(000)	23,040	13,700
	FTE	*326*	*157*

Trust Services, General (+$1,900,000; +30 FTE): Additional resources are needed for the Regional Offices to implement the long-term goal of protecting and preserving trust lands and shared off-reservation resources. The funds would be provided to Regional Offices that currently do not have adequate resources to employ staff to supervise and perform functions in areas such as quantification, negotiation and litigation of Tribal water rights, Tribal hunting and fishing rights issues, and general issues affecting Tribal trust properties and resources. The staff would also serve as advisors and provide guidance to Tribes and Agency personnel in Tribal resource management and rights protection issues. The proposed increase supports the Bureau's Annual Performance Plan goal as well as the Secretary's Trust Management Improvement Project (TMIP) by enabling the Bureau to perform a more timely review of Tribal applications for financial assistance and procure the services of legal counsel and technical experts to the Tribes in addressing a variety of trust issues.

Real Estate Services (+$5,000,000; +70 FTE): The proposed funding would be used to hire an additional 70 FTE in the Real Estate Services program at the Bureau's Regional Offices. The additional staff will enhance the Bureau's ability to protect and preserve Indian owned trust and restricted land by providing adequate trust services to Tribes and individuals and fulfilling the program requirements. These trust services include training and technical assistance to Agency and Tribal field personnel in the Real Estate Services program activities, land use planning services, strategic business counseling and serve as the Central Office liaison to ensure that program policies and requirements are properly implemented at the Field level. Further, the Bureau needs to provide more focused delivery of technical assistance and contractual oversight to Tribes who have responsibility for operating Bureau programs under *Public Law 93-638*, as amended. Although the majority of transactions are processed at the Agency level, Regional Offices are responsible for completing the technical reviews of real estate transactions and serve as the approval authority for self-governance compact Tribes. The program enhances the Bureau's ability to protect and preserve trust land and resources and maximize income by providing services to Tribes and individuals who are the beneficial recipients of the trust resources.

Land Titles and Records (+$4,800,000; +55 FTE): In FY 2001, mission critical action funds to eliminate the programmatic causes of the land records and title backlogs at the Land Titles and Records Offices (LTRO) are requested. The activities of the LTRO program directly impact the success of the TMIP. The requested funds will allow the program to acquire permanent program staff and to perform the program's title functions in a manner required to maintain up-to-date land title ownership which will allow the prompt, accurate and accountable payment of trust income to Tribes and individuals. The increase will also allow the title program to perform the increased workload brought about by the greater efficiency and timeliness of the probate process and other trust processes and programs and will allow the title program to extend its title functions and services to the 27 Tribes of the Eastern Region. The title program will be able to increase the number, the quality, and the retention rate of the title staff by increasing or providing the compensation and training necessary to obtain, develop and keep highly skilled title professionals who are well-versed in the law of land title, future estates and interests, and record of title creation, processing, and maintenance. Further, without the requested funding, the program will be substantially understaffed and will be unable to determine and certify land titles in a timely manner, which will have a direct negative effect on the ultimate distribution of trust income and will reverse the progress made under the Trust Management Improvement Project.

Land Records Improvement (+$2,000,000; +2 FTE): An increase of $2 million is requested for Alaska allotments under the Land Records Improvement program. The Alaska Native Allotment Act of1906 provided for the allotment of lands to Alaska Natives. However, 94 years after enactment, 38 percent of the 10,000 allotment parcel applications filed prior to the repeal of the Act in December 1971 have not been processed. Many of the original applicants have expired and the heirs (persons entitled to inherit by law) or devisees (beneficiaries under the terms of a Last Will and Testament) are awaiting approval of applications and issuance of the title documents to evidence ownership. As of June, 1999, there are approximately 4,400 allotment parcel applications comprising approximately 160 acres each that need to be processed. It is anticipated that approximately 760 applications will be processed during FY 2000. Funds will be used to cover costs associated with title recovery cases, litigation title recovery cases, contest complaints and other litigation and cadastral surveys. That portion of the funds utilized for surveys will be provided to the Bureau of Land Management through an inter-agency agreement or contracted to Indian Tribes to pay for costs associated with the completion of the cadastral surveys for the processed applications. As of October, 1999, there are 2,411 allotment parcels left that need to be surveyed. Currently, it costs approximately $8,500 to survey an allotment parcel in Alaska. Completion of the surveys is a critical step in the issuance of the title document. While the applicants and/or their heirs and devisees may have the ability to utilize the land for which an application has been made, they are prevented the ability to have full utilization of the property. For instance, if they wanted to secure a Bureau-approved mortgage of the property, the individual would not be able to do so because they do not possess a title document to evidence their ownership of the land. Failure of the Federal Government to timely issue the allotment certificates may place the Federal Government at risk.

The program enhances the Bureau's ability to protect and preserve trust land and resources and maximize income by providing adequate services to Tribes and individuals who are the beneficial recipients of the trust resources. Determination of legal boundaries of Indian trust lands is essential to ensure that property and resources located thereon are properly accounted for and protected, thus, ensuring that the beneficial owners are deriving maximum benefit from the land.

Activity: Regional Office Operations
Subactivity: General Administration

Program Element		2000 Enacted To Date	Uncontrollable and One-time Changes	Program Changes	2001 Budget Request	Change From 2000
Executive Direction & EEO	$(000)	2,267	124		2,391	124
	FTE	*19*	*0*	*0*	*19*	*0*
Administrative Services	$(000)	11,082	252		11,334	252
	FTE	*153*	*0*	*0*	*153*	*0*
Personnel Services	$(000)	3,720	22		3,742	22
	FTE	*58*	*0*	*0*	*58*	*0*
Safety Management	$(000)	750	18		768	18
	FTE	*12*	*0*	*0*	*12*	*0*
Facilities Management	$(000)	3,627	72		3,699	72
	FTE	*48*	*0*	*0*	*48*	*0*
ADP Decentralized System Support	$(000)	2,752	47		2,799	47
	FTE	*32*	*0*	*0*	*32*	*0*
Total Requirements	$(000)	24,198	535	0	24,733	535
	FTE	*322*	*0*	*0*	*322*	*0*

Executive Direction and EEO

Program Description ($2,267,000; FTE 19): These funds provide the core funding for the Office of the Regional Director and supporting clerical staff at the Bureau's 12 Regional Offices located throughout the nation. The Regional Directors are the line officers providing direct Bureau management support to Tribes in each of their respective servicing areas. They are the key Regional decision maker, providing management, leadership, and program decision-making and accountability. They also ensure the development of all assigned programs to meet the basic mission of the Bureau and execute all authorities and responsibilities delegated by the Secretary through the Assistant Secretary - Indian Affairs. The Regional Director acts primarily on behalf of the Secretary, Assistant Secretary, and/or Deputy Commissioner of Indian Affairs by maintaining the Government-to-Government relationship with Tribes and fulfilling the Federal trust responsibilities.

Activities include policy review, formulation and interpretation; Tribal consultation; public relations representing the Bureau in activities involving other governmental agencies and private organizations; determinations of Bureau administrative appeals and Tribal program appeals; and management of personnel and assigned resources. The Regional Director also has direct responsibility for EEO compliance with policies, procedures, standards, and requirements of the law.

Administrative Services

Program Description ($11,082,000; FTE 153): This program provides the core funding for administrative services provided at the Regional Office level, including procurement, property management, budget, and accounting. As funds are extremely limited, these functions are provided by each Regional Office to locations within its servicing area. Centralized services at the Regional level improves service efficiencies, cost effectiveness, administrative control, and fiscal integrity of programs. The Regional Offices provide administrative services by regulating and accounting for resources used to achieve the Bureau's mission and uphold mandates as required by Federal statutes such as the Anti-Deficiency Act, Procurement Reform Act, Chief Financial Officers' Act, Government Performance and Results Act, and the Indian Self-Determination Act, as amended. Each activity is a direct operating service in support of Federal trust program activities and serves as a back up to field locations by supplementing services at those locations. Staff also provide technical advice and assistance to Tribes within their servicing area, particularly in the area of *Public Law 93-638* contract and grant programs.

Personnel Services

Program Description ($3,720,000; FTE 58): The funds are used to provide staff support services and activities in the development, coordination, and administration of Regionwide human resources programs such as personnel management and classification. The staff provide advice to Regional managers on all facets of Federal personnel management, furnish Regional staff technical leadership regarding national labor management relations and negotiations, position and pay management, administer key positions and executive resources, employee relations, and employee training and development.

Safety Management

Program Description ($750,000; FTE 12): This program supports the long-term goal of improving the safety and functionality of facilities for clients. The funds support Regional safety officers and staff in ensuring safe and healthy work environments affecting Bureau employees, Tribal contractors, students, and the public. This program is the main support for administrative costs associated with the Regional Safety Office program and must cover all associated expenses in fulfilling the requirements of their duties on a Regionwide basis. These duties include servicing those Agency sites within its respective region where no safety program is administered due to limited available resources.

Technical guidance is provided to Tribes and contractors in the establishment and maintenance of safety and health programs, including the safe handling and uses of explosives, pesticides, toxic substances, and poisons exposure. Regional safety staff participate in assuring compliance with safety codes on new construction of buildings and ongoing maintenance of facilities, provide technical assistance to Tribes participating in the Indian Highway Safety program, and investigate and report deficiencies found in Federal structures (all Federal buildings, GSA leased buildings, Tribally-owned building housing Federal services, and Tribally-leased GSA buildings). The staff also investigate tort claims against the Bureau due to negligent or wrongful acts by Federal employees and related claims arising from *Public Law 93-638* contracts. In addition, the staff ensure that Regional locations are in compliance with the requirements of the Occupational Safety

and Health Act of 1970, Executive Order 12196, and 29 CFR Part 960; assist employees in processing workers' compensation claims, and investigate accidents/incidents which could potentially result in a tort claim against the Government. The staff ensure facility inspections are accomplished Regionwide and all workplaces are inspected annually, and provide technical assistance other Region, Agency and Tribal programs.

The Safety Office program contributes to the Bureau's Facility Management program by providing safety reports which help determine the priority of projects needing immediate attention.

Facilities Management

Program Description ($3,627,000; FTE 48): This program supports the mission goal of ensuring the efficient use of resources for new construction, renovation, and maintenance of Bureau-funded facilities. These funds provide essential services for management of 3,400 buildings, excluding quarters, containing approximately 19.5 million square feet of space. These funds provide the core funding for Regional Office Facilities Management staff on a Regionwide basis. These staff are the front line in ensuring that the projects are accomplished at the ground level at both the Region and Agency locations.

The Regional Office staff provide: construction and program technical coordination, guidance, engineering services, project monitoring, construction management and engineering technical assistance; inspection and evaluation services; oversight of Agency-level facility operation and maintenance programs; energy conservation and environmental protection expertise; and, facilities training to Agencies and Tribes. In addition, many of the construction projects are handled at the Regional level, with the Regional Facilities Management staff negotiating with Tribes on contracting/compacting a construction project. This effort is time intensive and requires in-depth knowledge of not only the requirements of the construction project (i.e., scope of work), but technical expertise and experience in ensuring that the job is done in accordance with existing laws and mandates. The staff also serve as Contracting Officer's Representatives (CORs) on the projects, requiring that they provide the procurement staff necessary information to ensure that tenets of the contract are adhered to by the contractor.

Regional Office staff also support the Agency facility programs including: supervision and inspection of major repair and improvement projects, inspection and evaluation of specialty systems such as boilers, water and waste disposal, water treatment and control systems for heating and cooling plants, telecommunications and alarms, diagnosing problems in electrical and mechanical systems, and identifying and developing repair projects need specifications and cost estimates. Additionally, Regional staff provide direct data input and support for the Bureau's facilities inventory management information system (currently the FACCOM system).

ADP Decentralized System Support

Program Description ($2,752,000; FTE 32): These funds support the Regional Information Resource Management (IRM) staff located at the Regional Offices. Regional Office staff provide, administer, and oversee the information resources needs and requirements for each of their respective Regions by providing essential computer support at the Agency and Field Station locations as well as to some Education (line officers) locations. This staff is the key to connectivity

throughout a given Region in the Bureau as many of its field locations do not have the trained manpower and/or resources necessary to have IRM staff on-site to meet their technical needs.

Support is provided for decentralized computer and data communication networks for information systems for all Bureau functions including: forestry; records; real and personal property; irrigation; accounting report distribution; personnel and payroll; and, law enforcement systems. The Region IRM staff provide technical support and assistance regarding computer information technology systems, information resources management, local application system development, and hardware and software including Local Area Networks (LAN). They also assist in needs assessments for ADP services, plan ADP-related projects, and provide programming services on an as-needed basis for both Regional and the supported Agency location. Other responsibilities include supporting the equipment and software at Bureau agencies and Bureau schools nationwide, including installation assistance for LANs. Additionally, the IRM staff continue to provide ADP training for Bureau field staff and implement new management and administrative information systems to assist Regional and Agency staff in maintaining the highest levels of productivity.

Activity Summary

(Dollar amounts in thousands)

Activity: Special Programs and Pooled Overhead

Subactivity		2000 Enacted To Date	Uncontrollable and One-Time Changes	Program Changes	2001 Budget Request	Change From 2000
Education	$(000)	15,298	300	0	15,598	300
	FTE	*200*	*0*	*0*	*200*	*0*
Public Safety and Justice	$(000)	141,165	2,824	16,115	160,104	18,939
	FTE	*841*	*0*	*75*	*916*	*75*
Community Development	$(000)	4,142	82	829	5,053	911
	FTE	*15*	*0*	*0*	*15*	*0*
Resources Management	$(000)	1,314	0	0	1,314	0
	FTE	*0*	*0*	*0*	*0*	*0*
General Administration	$(000)	75,738	4,503	3,500	83,741	8,003
	FTE	*163*	*0*	*0*	*163*	*0*
Total Requirements	$(000)	237,657	7,709	20,444	265,810	28,153
	FTE	*1,219*	*0*	*75*	*1,294*	*75*

Activity: Special Programs and Pooled Overhead
Subactivity: Education

Program Element		2000 Enacted To Date	Uncontrollable and One-Time Changes	Program Changes	2001 Budget Request	Change From 2000
Post Secondary Schools	$(000)	13,967	300	0	14,267	300
	FTE	*200*	*0*	*0*	*200*	*0*
Special Higher Education Scholarships	$(000)	1,331	0	0	1,331	0
Total Requirements	$(000)	15,298	300	0	15,598	300
	FTE	*200*	*0*	*0*	*200*	*0*

Post Secondary Schools

Program Subelement		2000 Enacted To Date	Uncontrollable and One-Time Changes	Program Changes	2001 Budget Request	Change From 2000
Haskell Indian Nations University	$(000)	8,611	185	0	8,796	185
	FTE	*134*	*0*	*0*	*134*	*0*
Southwestern Indian Polytechnic Institute	$(000)	5,356	115	0	5,471	115
	FTE	*66*	*0*	*0*	*66*	*0*
Total Requirements	$(000)	13,967	300	0	14,267	300
	FTE	*200*	*0*	*0*	*200*	*0*

Program Description ($13,967,000; FTE 200): This program supports the Bureau's mission goal for education to provide quality education opportunities from early childhood through life in accordance with the Tribal needs. This program also supports the Bureau's long-term goal that by the end of School Year 2004-2005, the Bureau will improve the succession of students to each educational level from early childhood development to job placement. Funds provided in FY 2000 for the Bureau's two post-secondary schools, Haskell Indian Nations University, Kansas, and the Southwestern Indian Polytechnic Institute, New Mexico, will allow the Bureau to pursue its annual performance goal to increase the number of degrees conferred at Tribally Controlled Community Colleges and post-secondary schools.

Historically, the distribution of funds for Haskell Indian Nations University and the Southwestern Indian Polytechnic Institute has been based on student enrollment. A new distribution formula was developed in FY 1999 at the request of the U.S. Senate and is comparable to the manner in which community colleges and universities are funded. The new distribution formula has 10 funding components including: instruction, student services, academic support, residential room and board, textbooks, equipment replacement, residence hall personnel, institutional support, and intercollegiate athletics. The primary elements of the formula are as follows: the number of student credit hours taught by discipline; the total student enrollment; the numbers of residential and commuter students per term; and the expenditures for institutional support and equipment. The FY 2000 funding shall

form the base funding level for future years, and the formula will be used to allocate any future funding increases over the base level.

Haskell Indian Nations University ($8,611,000; FTE 134): Haskell is an accredited university located on a 320-acre campus in Lawrence, Kansas. It provides an opportunity for American Indian/Alaska Native students from Tribes across the United States to learn in a setting rich in American Indian history, cultural heritage and Tribal diversity.

Haskell provides higher education to Federally recognized Tribal members, as authorized by legislation and in partial fulfillment of treaty and trust obligations, through tuition-free education, culturally sensitive curricula, innovative services, and a commitment to academic excellence. Haskell offers a holistic education through the development of spiritual, emotional, intellectual and physical aspects of the students. Students may enroll in one of the academic degree programs: Associate of Applied Science; Associate of Science; Associate of Arts; and a Baccalaureate in Elementary Education, Indian Studies; Natural Resources and Environmental Studies; and Business Administration, all of which integrate American Indian and Alaska Native content into the curricula.

Haskell Training Center also provides for the dormitory residential staff training for Bureau-funded boarding schools.

In the Fall of 1995, Haskell implemented its first baccalaureate program - an elementary education program. Students graduating from this program are certified to teach kindergarten through ninth grades in Kansas and other States with similar programs. Haskell was approved by the North Central Accrediting Association in 1998 to offer the baccalaureate programs in Indian Studies, Natural Resources and Environmental Studies, and Business Administration. The institution offers a degree program in Tribal Realty and Land Management, which focuses on realty principles and practices for the management, protection and conservation of Indian lands and natural resources. The program is designed to prepare students for either entry into real estate positions at a technician level or transfer into a real estate related program at a university offering a bachelor's degree.

More than 100 students at Haskell attend courses in the Natural Resources program, which provides education, and summer employment in the natural resources field. These students are being trained as professional natural resource managers with the U.S. Forest Service, the U.S. Geological Survey, the U.S. Department of Agriculture, and the Bureau.

Southwestern Indian Polytechnic Institute (SIPI) ($5,356,000; FTE 66): SIPI, located in Albuquerque, New Mexico, is accredited by North Central Accreditation to award Liberal Arts and Computer Science associate degrees and certificates (or partially transferable school-to-work associate degrees) in all programs available at the Institute. SIPI has additional programs in Environmental Science, Electronics and Semiconductor Manufacturing Technologies, which include computer-integrated science and mathematics, technical communications, industry internships, technical design (Auto-CAD/CIMS), and project-based, remote sensing applications. Funds will also be provided in FY 2000 for the continuation of the Cooperative Distance Learning Telecommunications project with Lockheed Martin Corporation as directed in the House Report to the FY 2000 Interior and Related Agencies Appropriations bill.

SIPI places a high priority on zero tolerance substance abuse policies, increased associate degree accreditation and additional training programs with the goal of improving educational opportunities at the postgraduate level for American Indians and Alaska Natives. In addition, the institution works with other agencies, both private and Federal, to ensure that the highest degree of technology exists for its student use and learning.

Number of Students Enrolled	Actual		Actual		Projected	
	Fall 1998	Spring* 1999	Fall 1999	Spring* 2000	Fall 2000	Spring* 2001
Haskell	898	878	1,150	1,075	950	845
SIPI	641	981	669	1,046	771	998
Total	1,539	1,859	1,819	2,121	1,721	1,843

* SIPI has a trimester system. The spring count includes summer enrollment.

Number of Graduates	Actual		Actual	Projected	Projected	
	Fall 1998	Spring* 1999	Fall 1999	Spring* 2000	Fall 2000	Spring* 2001
Haskell	21	55	22	80	25	105
SIPI	14	48	17	53	20	55
Total	35	103	39	133	45	160

* SIPI has a trimester system. The spring count includes summer graduates.

Special Higher Education Scholarships

Program Description ($1,331,000): The Special Higher Education Scholarships Program supports the Bureau's long-term goal to ensure that students are provided the skills as well as the strong academic environment that are conducive to successful progression to each educational level from early childhood development to job placement by providing supplemental financial assistance to Indian students for graduate level study. Special emphasis is placed on students pursuing the professions of law, education, medicine, natural resources, engineering, business administration and social work. In FY 1999, the Bureau funded 303 scholarships at an average award of $3,179; in FY 2000, the Bureau will fund approximately 320 scholarships. Funds are also provided to the summer Law Institute for American Indians for a pre-law preparatory course for Indian students entering the field of law. The following table lists the number of scholarships by field of study during the 1998 - 2001 academic years.

Scholarship Awards	1998 Academic Year (Actual)	1999 Academic Year (Actual)	2000 Academic Year (Estimated)	2001 Academic Year (Estimated)
Field of Study:				
Law	87	81	90	83
Education	42	29	45	46
Business	39	33	30	38
Health Professions	88	41	88	89

Scholarship Awards	1998 Academic Year (Actual)	1999 Academic Year (Actual)	2000 Academic Year (Estimated)	2001 Academic Year (Estimated)
Engineering	5	8	2	7
Natural resources	4	0	5	10
Other Fields	62	111	60	65
Total	327	303	320	338

Activity: Special Programs and Pooled Overhead
Subactivity: Public Safety and Justice

Program Element		2000 Enacted To Date	Uncontrollable and One-Time Changes	Program Changes	2001 Budget Request	Change From 2000
Indian Police Academy	$(000)	2,298	28	115	2,441	143
	FTE	*18*	*0*	*2*	*20*	*2*
Substance Abuse	$(000)	1,038	7	0	1,045	7
	FTE	*5*	*0*	*0*	*5*	*0*
Law Enforcement Initiative	$(000)	137,829	2,789	16,000	156,618	18,789
	FTE	*818*	*0*	*73*	*891*	*73*
Total Requirements	$(000)	141,165	2,824	16,115	160,104	18,939
	FTE	*841*	*0*	*75*	*916*	*75*

Indian Police Academy

Program Description ($2,298,000; FTE 18): The Indian Police Academy is co-located with the Department of the Treasury at the Federal Law Enforcement Training Center (FLETC) in Artesia, New Mexico. Academy staff provide basic police and detention training and numerous advanced training courses, such as child abuse investigation procedures, community policing, use of force, firearms instruction, archeological protection, police management and supervision, and detention and dispatcher training courses for Tribal and Bureau law enforcement and detention officers. The 14-week basic police recruit training course is mandatory for all newly employed Bureau law enforcement officers. Satisfactory completion of the training is a condition of employment. The course is also offered to Tribal contract and compact law enforcement officers. Tribal contract officers are also required to satisfactorily complete a basic police training course, however, they may opt to utilize State training courses. The basic detention officer training is four weeks in duration and is required for all Bureau and Tribal contract detention officers; satisfactory completion is also a condition of employment. In addition, Bureau and Tribal contract law enforcement and detention personnel must satisfactorily complete 40 hours of annual in-service refresher training.

There is an increase in the demand for training by both Tribal and Bureau law enforcement programs mainly due to the hiring of additional personnel under the *Presidential Initiative on Law Enforcement in Indian Country* and the Department of Justice's Community Oriented Policing Services (COPS) program, which provides grants to Tribes to hire additional police personnel. The Academy training staff ensure law enforcement personnel in Indian Country receive the most modern and updated training to deal with the challenging issues facing law enforcement today. The Academy is offering additional field out-reach training courses as well as in-service training. The Academy resource increases provided by the *Presidential Initiative* have improved the quality of services offered, and generally meets the needs of Tribes by addressing the goal of increasing the number of graduate/certified Indian Country law enforcement personnel. To date, the Academy has been able to meet the demand for training with its increased staff and training programs.

The following table illustrates the number of Tribal and Bureau personnel trained in FY 1999, with the projections for FY 2000 and FY 2001:

Title of Training Course/Program	FY 1999 Actual	FY 2000 Projected	FY 2001 Projected
Basic Police Law Enforcement (14-week program)	101	275	330
Basic Detention Officer Training	72	150	180
Basic Law Enforcement Radio Communications	84	120	150
Basic Criminal Investigator Training	36	45	60
Advanced Training	156	160	200
Outreach training on gangs, officer safety, use of force, ethics, law enforcement television network, judgmental evaluations, and other	723	900	1,000
Child Abuse and Exploitation Training	139	50	100
Police Officer In-Service Training	0	120	150
Criminal Investigator In-Service Training	0	120	150
Chief of Police In-Service Training	37	40	50
Supervisory Detention Officer Training	0	60	90
Law Enforcement Supervisory Training Program	19	60	90
Criminal Jurisdiction in Indian Country	249	600	700
Community Oriented Policing	300	400	450
Gang Resistance Education and Training (GREAT)	6	200	250
Human Resources and Domestic Violence Intervention Training (Regional)	750	750	750
Total	**2,672**	**4,050**	**4,700**

In addition to enhanced staffing and staff training, the *Initiative* will continue to improve crime reporting in Indian Country. Funds provide for the administration of the Bureau's Office of Law Enforcement Services (OLES), Branch of Police Information Management (PIM), which is chiefly responsible for implementing the Indian Law Enforcement Information Network (INLINE) throughout Indian Country for Bureau and Tribal law enforcement programs. The INLINE system automates Bureau and Tribal law enforcement programs on a nationwide basis in accordance with *Public Law 100-690.* The PIM staff provide software and hardware, Local Area Network installation, training and technical support to Bureau and Tribal INLINE users. The Bureau plans to replace INLINE software in FY 2000 with a system that is Windows-based. Currently, 53 of the 203 Tribal and Bureau law enforcement programs are connected to the INLINE system. INLINE allows for Bureau and Tribal law enforcement programs to contribute to the Federal Bureau of Investigation's (FBI) annual crime reporting system. This system provides for improved criminal statistical data from law enforcement programs located in Indian Country.

Substance Abuse

Program Description ($1,038,000; FTE 5): The Bureau's entire drug enforcement division has been decentralized as part of the organizational consolidation mandated by the Congress in FY 1999. Staff are currently located in the Bureau's five districts. This has allowed drug enforcement officers, utilizing their extensive investigative experience, to formulate and implement strategies to dismantle drug trafficking networks in a more direct and concentrated effort in the District where they are duty stationed. These drug enforcement officers will continue to focus on the identification of those persons responsible for trafficking significant amounts of narcotic substances and the users of such illegal narcotics in Indian Country. The drug enforcement officers have begun to work with local drug enforcement task forces comprised of Tribal, State and Federal law enforcement agencies to implement investigative strategies. Previously, many multi-agency drug task forces did not include Indian Country.

Drug enforcement officers have also conducted surveys to determine the most significant problem areas and address the problems by utilizing a variety of investigative techniques, including undercover operations, highway interdiction operations, extensive use of informants and/or cooperating witnesses. District assignments have allowed personnel to vigorously pursue and coordinate drug investigations. An important component to drug enforcement is the technical assistance and training provided by drug enforcement officers to field uniformed officers regarding drug investigations and drug interdiction in Indian Country settings. Local officers are primary responders and it is necessary for them to understand and identify illegal drug activity. Bureau and Tribal police have recently acquired drug detection dogs to assist police with detecting drugs.

Ongoing law enforcement communications with Tribal and community leaders to ensure partnerships in attacking drug problems have been developed. A particular focus has been placed on grade school children through the Drug Abuse and Resistance Education (D.A.R.E.). A closely related program entitled Gang Resistance Education and Training (G.R.E.A.T.) has also been implemented in many schools by Bureau and Tribal police.

Law Enforcement Initiative

Program Description ($137,829,000; FT 818): The Bureau has formulated realistic objectives and taken measures to strengthen existing law enforcement programs to meet the basic law enforcement needs of the 1.4 million residents of Indian Country. Major emphasis has been placed on establishing a professional law enforcement program that has well trained and equipped law enforcement and detention officers. The Bureau has worked closely with the Department of the Treasury's Federal Law Enforcement Training Center and the National Sheriffs' Association in establishing, promoting and implementing community oriented policing in Indian Country. Under the *Initiative*, advancements have been made in this area as the police, along with other community leaders and providers, work together to tackle crime associated problems. Community policing requires the entire community to become involved with crime and public safety issues. The investment over the FY 1999 level of $20.0 million in additional funds provided for the second year of the *Presidential Initiative* will be utilized as follows:

Component	Purpose	No.	Amount ($000)
Uniform Police	Hiring of additional Bureau and Tribal officers (includes uniforms and equipment).	100	5,500
Dispatchers	Hiring of additional Bureau and Tribal personnel.	50	1,500
Detention Officers	Hiring of additional Bureau and Tribal personnel.	125	4,000
Criminal Investigators	Hiring of additional Bureau and Tribal personnel (includes equipment).	10	1,000
Vehicle Replacement	Replacement of 100 Bureau and Tribal vehicles with mileage of 100,000 or more.		2,500
Training (Indian Police Academy)	On-site computer training to Tribes.		300
Line Authority Consolidation	Continued streamlining and standardization of organization.		200
Narrow Band Radio Conversion	Conversion of radio systems.		5,000
Total		**285**	**20,000**

To ensure quality applicants for law enforcement positions, the Bureau has initiated a recruitment drive through national publications and college career days. Entry level applicants must pass written, medical (including drug tests), and physical efficiency battery examinations as well as security/background investigation clearances. The Bureau has also implemented a minimum service requirement for new trainees designed to reduce the turnover of personnel being trained by the Bureau then going to work for other law enforcement agencies once trained. New trainees must commit to continue in the service of the Federal Government after the end of the training period for a period at least equal to three times the length of the training period, unless involuntary separation occurs.

The Bureau's Office of Law Enforcement Services has established a Chief of Police at each Bureau-operated law enforcement program to oversee and coordinate day-to-day operations with more direct interaction at the Indian community level. In restructuring the Bureau's law enforcement programs as mandated by the Congress, five District offices have been established across the nation. Each District is under the direction of a qualified professional law enforcement administrator, who can identify, analyze and solve problems particular to their District. Centralized guidance will allow for streamlining procedures and standardized policies resulting in improved law enforcement services to the Tribes. Other improvements have been completed for hiring and retaining law enforcement officers. Position descriptions have been strengthened and standardized with all entry level positions being converted to career ladder positions. The Bureau has implemented written examinations to determine educational suitability and psychological testing to ensure mental suitability for new recruits. Entry level and journeyman grades have been raised from GS-3 to GS-4,with full performance level at GS-8 rather than GS-7. In addition, the OLES has established a new hiring process that includes written, physical agility and medical examinations. Recruits must successfully pass each of the examinations to be hired. These improvements have allowed Indian Country to better attract and retain qualified, experienced personnel, thereby reducing the past high turn-over rate.

A major step forward has been the procurement of modern handguns and bullet-proof vests for Bureau and Tribal law enforcement officers. Previously, many were still carrying revolvers and few officers had vests; many officers supplied their own vests at their own cost.

The additional resources under the *Initiative* have allowed for the hiring of detention officers and radio dispatchers. Previously, one employee was responsible for both duties which created a dangerous situation for the employee, officers in the field, and inmates. These duties have been separated and specialized staff are being hired and trained. Total coverage is expected to be completed by the end of the four-year *Initiative*. Additional criminal investigators have been hired at those reservations with the highest violent crime reported. The criminal investigators work jointly with the Federal Bureau of Investigation to ensure maximum investigative response to serious crimes.

In FY 1999, the Bureau replaced 208 sedans and 4x4 vehicles with mileage in excess of 100,000 miles. An additional 100 vehicles will be replaced in FY 2000 as the Bureau continues to coordinate with Tribal and Bureau Law Enforcement programs on vehicle replacement. These replacements will result in major cost savings for each law enforcement program and the savings from constant vehicle repairs can now be utilized for necessary equipment and supplies.

The improvements and increases under the *Initiative* are directly related to attaining the Bureau's long term goal of improving law enforcement services on Indian lands and preserving public safety for the citizens of Indian Country. The $20.0 million increase in FY 2000 was necessary for the Bureau to continue its efforts to reduce crime and provide better public safety by either providing direct service or assisting Tribes to strengthen public safety. A safe community with a sufficient number of law enforcement officers who are properly trained and equipped is the basic foundation for the overall effectiveness of self-sustaining Tribal governments.

In addition, the Bureau acknowledges the concerns expressed in the Senate Report to the FY 2000 Interior and Related Agencies Appropriations bill about the lack of animal damage control on reservations that results in serious dog bites and the transmission of diseases. While *Initiative* funds are focused on reducing the crime rate in Indian Country, particularly the rate of violent crime victimization of American Indians, which is higher than that of other U.S. racial or ethnic subgroups and more than twice the national average, the Bureau is willing to assist in coordinating the abatement of the animal control problem.

Justification of Program Changes

Program Element		2001 Budget Request	Program Changes (+/-)
Indian Police Academy	$(000)	2,441	115
	FTE	*18*	*2*
Law Enforcement Initiative	$(000)	156,618	16,000
	FTE	*818*	*73*
Total Requirements	$(000)	159,059	16,115
	FTE	*836*	*75*

Indian Police Academy (+$115,000; FTE +2): This program supports the Bureau's mission goal to provide quality investigative and police services and technical expertise to Tribes. The requested increase will provide for the expansion of the training program to address the growing needs resulting from the additional officers being hired in Indian Country. An additional two instructors will be hired to improve the quality of services offered and increase the number of graduate/certified law enforcement personnel in Indian Country.

Law Enforcement Initiative (+$16,000,000; FTE +73):The requested program increase of $16.0 million in FY 2001 for the *Initiative* is crucial to Indian Country law enforcement's continued efforts to combat crime in Indian Country and to ensure Indian communities receive the same quality and quantity of law enforcement services as their non-Indian counterparts. FY 2001 represents the third year of the multi-year *Initiative*. The requested increase is essential to continue to address the very basic needs of law enforcement in Indian Country. Through the *Initiative*, both the Bureau and DOJ have attempted to address these very basic issues. Continued funding is imperative to meet the core law enforcement needs of Indian Country and to implement a style of policing that gets the officers engaged with the communities they serve. A responsive, professional criminal justice makes this possible.

In the first two years of the *Initiative*, the Bureau and DOJ have worked together to provide funds for programs exclusive to each agency so that Federal funds would make the most impact. DOJ has provided limited funds for detention construction projects on Indian reservations; the Bureau is to provide staffing and training for these facilities[14]. For the existing jails, there is a critical shortage of detention and dispatch personnel. Combined with the fact that most facilities are 25-35 years old, lack of detention personnel will continue to jeopardize the safety of detainees and law enforcement personnel. Due to the lack of resources, professional services such as counseling and education are nonexistent in these antiquated jails. The following table illustrates the proposed distribution funds:

Component	Purpose	No.	Program Increase ($000)
Law Enforcement Officers	Hiring of additional Tribal and Bureau officers (includes uniforms and equipment).	100	5,500
Dispatchers	Hiring of additional Tribal and Bureau personnel.	50	1,500
Detention Officers	Hiring of additional Tribal and Bureau personnel	125	4,000
Narrowband Radio Conversion	Continued conversion to narrow band radio systems.		5,000
TOTAL			16,000

Of the requested amount, $5.0 million has been included for continued conversion of existing equipment to the narrowband radio system to address the National Telecommunications and Information Administration's spectrum efficiency mandate. The mandate requires that all Federal agencies convert to narrowband land mobile radio operations by January 1, 2005. Outdated radios

[14]The Bureau provides operations and maintenance (O&M) funds for Bureau-operated and Tribally contracted detention facilities. The O&M funds are provided under the Special Programs and Pooled Overhead, General Administration, Facilities Operations and Facilities Maintenance programs. DOJ funds are not provided for O&M but for construction of detention facilities only.

and insufficient radio coverage currently places officers at risk and have claimed lives in Indian Country due to the inability of officers to radio for assistance[15].

The DOJ will continue to concentrate its budget request mainly on providing direct one-time competitive grants to Tribes while the Bureau will concentrate on improving direct permanent resources to both Bureau and Tribal programs. The total funding requested for the joint *Initiative* in FY 2001 is as follows:

Agency	Total Request	Increase
Bureau of Indian Affairs	156,618	18,789[16]
Department of Justice	173,340	81,840
Total	329,958	100,629

The *Final Report of the Executive Committee on the Presidential Initiative on Law Enforcement in Indian Country* documents glaring shortfalls in addressing the public safety crisis in Indian Country. Meanwhile, violent crime has decreased approximately 17 percent nationwide, yet violent crime such as homicide, rape, aggravated assault and child sexual abuse, has experienced a 56 percent increase from 1997 to 1998 in Indian Country. A sufficient number of law enforcement officers with proper training and equipment is the basic foundation for the safety of Indian communities. The *Presidential Initiative* calls for at least 4,200 sworn law enforcement officers. Today, there are 2,380. DOJ has funded approximately 900 COPS officers under 3-year grants with Tribes whose contract periods will be expiring. The Bureau/Tribes will be able to hire these trained and experienced COPS officers if additional funds are approved.

Denoted in the following table is the breakout of the FY 2001 requested *Initiative* increase for DOJ[17]:

Component	Purpose	Increase ($000)	Total Request ($000)
Federal Bureau of Investigation	31 positions (victim/witness coordinators) and funds for contracts for evidence forensic exams and Safe Trails Task Force overtime.	4,639	4,639
United States Attorneys	60 positions (33 Assistant U.S. Attorneys, 27 support) to augment current investigative and prosecutorial efforts in Indian Country.	4,699	4,699
Criminal Division	1 position to augment analysis of Indian law enforcement issues.	70	70

[15]The Administration proposes to offset this amount by proposing legislation authorizing the Federal Communications Commission to establish a lease fee on the use of analog spectrum by commercial television broadcasters, subject to appropriations. A portion of the amounts collected will be transferred to the Bureau.

[16]Increase amount includes the program expansion ($16.0 million) and uncontrollable costs ($2.789 million) requested in the President's budget.

[17]Reference the Appendix - Law Enforcement for additional information on funding levels for DOJ's portion of the Initiative.

Component	Purpose	Increase ($000)	Total Request ($000)
Office of Justice Programs	*Drug Testing and Treatment Program* – for alcohol and substance abuse testing and treatment in Indian Country.	10,000	10,000
	Tribal Courts Program – to assist Tribal government in the development, enhancement, and continuing operation of Tribal judicial systems.	10,000	15,000
	Title V Incentive Grants for Local Delinquency Prevention – to serve Indian youth by developing, enhancing, and supporting Tribal juvenile justice systems.	7,500	20,000
	Tribal Youth Mental Heath and Behavior Problems Initiative – for youth support services to address the needs of native youth with mental health, behavioral, or alcohol and substance abuse problems.	8,000	8,000
	Indian Alcohol and Substance Abuse Diversion Program – to develop strategies and services to break the cycle of alcohol and crime.	8,000	8,000
	Sexual Assault Nurse Examiner Units– for gathering evidence for use in prosecuting sexual offenders.	5,000	5,000
	Tribal Criminal and Civil Legal Assistance Program – for criminal and civil legal services support and for Tribal colleges criminal and legal assistance curriculum development and training.	6,000	6,000
	State Correctional Grant Program – construction of detention facilities.		34,000
	Tribal criminal justice statistics collection.	2,000	2,000
	Office of Tribal Justice – to establish a permanent office under the Associate Attorney General.	932	932
	Police Corps Program – to provide advanced educational opportunities for police in Indian Country.	5,000	5,000
Community Oriented Policing Services	Grants to Tribes for additional law enforcement officers, equipment, and training.	5,000	45,000
	Indian Country Forensics Laboratory–to augment Tribal forensics capabilities.	5,000	5,000
TOTAL		**81,840**	**173,340**

Activity: Special Programs and Pooled Overhead
Subactivity: Community Development

Program Element		2000 Enacted To Date	Uncontrollable and Related Changes	Program Changes	2001 Budget Request	Change From 2000
Indian Arts and Crafts Board	$(000)	1001	22	100	1,123	122
	FTE	*15*	*0*	*0*	*15*	*0*
United Tribes Technical College	$(000)	2,370	60	0	2,430	60
United Sioux Tribe Development Corp	$(000)	[107]	0	0	0	0
National Ironworkers Training Program	$(000)	522	0	-522	0	-522
Crownpoint Institute of Technology	$(000)	249	0	1,251	1,500	1,251
Total Requirements	$(000)	4,142	82	829	5,053	911
	FTE	*15*	*0*	*0*	*15*	*0*

Indian Arts and Crafts Board

Program Description ($1,001,000; FTE 15): The Indian Arts and Crafts Board (IACB) implements the Indian Arts and Crafts Act of 1990 (*Public Law 101-644*); registers trademarks for arts and crafts marketing purposes on behalf of Indian Tribes, organizations and individuals; promotes the economic development of Indians through their creative work; expands the market for authentic Indian arts and crafts; increases participation of Indians in fine arts and crafts businesses; assists emerging artists to enter the market; and absorbs portions of these program costs through user fees. Annual sales of Indian arts and crafts total more than $1 billion.

The IACB's activities are not duplicated in either the Federal or private sector. The IACB's policies are determined by its five Commissioners, who serve without compensation. The activities of the IACB support the goals of the Department and the Bureau in promoting self-determination and economic self-sufficiency of the Tribes and their members, as well as the protection of our Nation's cultural resources. These activities also directly support the Board's FY 2000 Annual Performance Goals.

The top priority of the IACB is the enforcement and implementation of the Indian Arts and Crafts Act. The Act was enacted by the Congress in response to growing sales of arts and crafts products misrepresented as being produced by Indians. The Act is a truth-in-advertising law that prohibits marketing of products as "Indian made" when such products are not made by Indians as defined by the Act. It is intended to protect Indian artists and craftspeople, businesses, and Tribes, as well as consumers. The Act also protects Indian cultural heritage and supports the move by the Tribes and their members toward achieving economic self-reliance. Additionally, the Act permits the IACB to register, without charge, trademarks of genuineness and quality on behalf of Tribes, Indian arts and crafts organizations, and Indian individuals. This important trademark provision is intended to build market visibility and promote genuine Indian arts and crafts.

In FY 2000, the IACB is expanding Indian Arts and Crafts Act implementation activitles through a widespread public outreach program. This program educates the Tribes, Indian arts and crafts industry, and buying public about the Act's requirements and prohibitions to encourage the broadest possible compliance. The program includes in-depth on-site meetings and teleconferences with Tribes, arts and crafts organizations, and related State and Federal government entities. In addition to a recently established national media campaign promoting the understanding and compliance of the Act in key consumer, arts and crafts industry and tourism publications, IACB is advertising in local and regional publications in Arizona, New Mexico, and other major Indian arts and crafts marketing areas.

Also, the IACB is funding a full-time attorney through the Office of the Solicitor, Division of General Law, to strengthen its ability to encourage, receive, and process complaints under the Act. With the attorney's assistance, the IACB will be improving its ongoing networking efforts with the Federal Bureau of Investigation, Tribal organizations, and State consumer protection agencies. Also, the attorney will assist the IACB in promoting its trademark registration program through on-site meetings with Tribal governments and their members. As the trademark registration program expands and is incorporated with the IACB's existing certification program, there will be a significant increase in the public recognition, value, and reliance on products marketed with the Indian trademark/IACB certification identification tags of authentic Indian craftsmanship and origin.

Furthermore, the IACB's existing contacts with Indian arts and crafts producers and the overall industry will be of assistance in providing the Patent and Trademark Office (PTO) with available Indian arts and crafts business information for the PTO Tribal insignia related database.

The IACB distributed nationwide, in FY 1999, more than 15,000 copies of a full-color *Misrepresentation* consumer protection brochure to educate the public and Indian arts and crafts industry about the Indian Arts and Crafts Act. Following the success of the *Misrepresentation* brochure, the IACB is producing a new brochure for nationwide public distribution in FY 2000. The new brochure outlines how to file misrepresentation complaints with the IACB and encourages members of the public and industry to submit valid complaints to assist in active enforcement of the Act.

The IACB also has three regional museums, the Sioux Indian Museum in Rapid City, South Dakota; Museum of the Plains Indian in Browning, Montana; and the Southern Plains Indian Museum in Anadarko, Oklahoma. These museums play a vital role in promoting authentic Indian arts and crafts through their permanent exhibitions, changing promotional sales exhibitions, and public educational activities. They serve as distribution points for information and publications on the Act. Museum staff serve as advocates to educate the public on the Act and to encourage submission of valid complaints of violations under the Act. The museums serve as major economic, cultural, and educational attractions in their respective regions. The museums enjoy strong support from the Tribes in the regions and are staging points for regional and national promotions for the economic benefit of emerging Indian artists and craftspeople.

Additional IACB activities include maintenance of a website that provides the public with information on the Act and promotes Indian arts and crafts businesses, the publishing of a *Source Directory* of Indian owned and operated arts and crafts businesses that is periodically revised and expanded, and other related marketing promotional activities.

Through the coordination of the Act compliance and enforcement activities, the trademark registration program, and museum and marketing activities, the IACB will continue to support the economic development efforts of Tribes by working to ensure that only authentic Indian art and crafts are offered for sale in the marketplace.

United Tribes Technical College

Program Description ($2,370,000): FY 2000 appropriations will continue to support the operation of the United Tribes Technical College (UTTC) in Bismarck, North Dakota. The UTTC is a residential vocational and technical school accredited by the North Central Association of Colleges and Schools at the Certificate and/or Associated Science Degree level. The institution offers eight certificate programs and 11 Associated of Applied Science Degrees. The College operates under a contract with the Bureau that provides eligible Indian applicants with two years of work-related education and employment training in vocational skills in modern technology. Through the process of testing individuals academic and comprehension skills, the UTTC assists applicants with various opportunities available in making their career choices. The institution also provides job placement assistance for its graduates in securing reasonable and satisfactory employment, thus, assisting in the Bureau's goal of reducing joblessness in Indian Country.

During the 1998 and 1999 school year, the UTTC had an enrollment of 559 students that consisted of 504 full-time and 55 part-time students. During the course of the year, there were 100 dropouts and 74 completions. Of the 74 completions, 62 graduates were placed in full time unsubsidized employment. In FY 2000, it is estimated that the UTTC will provide vocational training to approximately the same number of applicants.

United Sioux Tribes Development Corporation

Program Description [$107,000]: The United Sioux Tribes Development Corporation (USTDC) is an inter-Tribal organization that operates under a Bureau contract, as authorized under the Snyder Act (*25 U.S.C. 18*). Funding for this program was provided by the Congress to provide employment assistance to eligible Native Americans seeking employment. The USTDC works with the State Job Services and local employers in developing employment opportunities for the Indian people. The USTDC provides assistance to applicants with the preparation of resumes, after-job placement, and follow-up counseling services to strengthen the individual's capacity for continued unsubsidized employment. Also, through coordination with local educational institutions, USTDC provides assistance to applicants who lack high school diplomas in acquiring their General Educational Development certification prior to entering an employment assistance program.

During FY 1999, 3,683 USTDC Indian clients seeking employment assistance from all parts of the country were provided with basic supportive services. This program provided 152 applicants with partial assistance, at an average cost of $700 per person, for providing job placement services. It is anticipated that USTDC will assist about the same number of individuals seeking employment assistance in FY 2000 as in FY 1999.

National Ironworkers Training Program

Program Description ($522,000): Funding for this program supports the operation of the National Ironworkers Training program which is under a Bureau contract, as authorized under the Adult Vocational Training Act (*Public Law 84-959*, as amended). The training program provides adult Indians residing on or near reservations with four 12-week classes annually in highly specialized training in iron working skills, providing classroom and on-the-job training. The program is recognized and certified by the National Ironworkers Union and is a part of their apprenticeship training programs. The program is the only known source of this training and facilitates job placement through the union upon completion of training requirements. In fiscal years 1998 and 1999, a total of 93 individuals started the program, of which 72 completed the program and were placed in full-time unsubsidized employment (placement rate of 100 percent). For FY 2000, it is estimated that the program will provide training and employment to approximately the same number of individuals.

Crownpoint Institute of Technology

Program Description ($249,000): The Crownpoint Institute of Technology (CIT) educates Navajo individuals to utilize state-of-the-art technology while offering 13 certificate programs and 7 Associate of Applied Science Degrees. A wide variety of education is offered in such fields as accounting, computer technology, environmental technology and natural resources, carpentry, legal assistant, nursing assistant, veterinary technician, and commercial drivers' license. The CIT also provides counseling, career guidance, job placement and assistance, and continuing education programs for its graduates. The majority of the funds are received through special legislation under the Carl Perkins Act. This funding source focuses on direct instruction support rather than a student housing and physical infrastructure. The cost per student is approximately $6,000 for day students and $10,000 per boarding student. Funding support provided to the CIT will help fulfill one of the Bureau's long-term goals of improving human capital in Indian communities by increasing the success rate of participants in reaching their education, training, and employment objectives.

Justification of Program Changes

Program Element		2001 Budget Request	Program Changes (+/-)
Indian Arts and Crafts Board	$(000)	1,123	100
	FTE	*15*	*0*
National Ironworkers Training Program	$(000)	0	-522
Crownpoint Institute of Technology	$(000)	1,500	1,251
Total Requirements	$(000)	2,623	829
	FTE	*15*	*0*

Indian Arts & Craft Board (+$100,000): The additional funds are needed to expand programs for informing and educating Indian artists and craftspeople, Tribes, the Indian arts and crafts industry, and consumers about the Indian Arts and Crafts Act of 1990 (*Public* Law *101-644*); and encourage the broadest possible compliance with the Act. Through national outreach, education, and advocacy

programs, the IACB will focus its efforts on States that have the most questionable Indian arts and crafts marketing practices. As a result, the IACB will actively pursue complaints of violation under the Indian Arts and Crafts Act for possible cases to go to trial and resolution, and evaluate compliance in the Indian arts and crafts industry. The additional funding will also help expand the scope of the IACB trademark registration program for Federally recognized Indian Tribes, businesses, and individuals for arts and crafts marketing purposes. In summary, the requested increase will provide extended Indian Arts and Crafts Act programming, allowing the IACB to advance the sale of authentic Indian arts and crafts, improve the economic development of Indian artists and craftspeople, and increase the profits of Indian owned and operated arts and crafts businesses.

National Ironworkers Training Program (-$522,000): Continued funding for this program is not being sought in order to focus funding on programs of higher priority to Tribes on a nationwide basis.

Crownpoint Institute of Technology (+$1,251,000): The requested increase will provide the resources necessary to increase student housing facilities by 32 rooms and provide for basic physical infrastructure needs such as school security, janitorial services, and operating and maintenance supplies.

Activity: Special Programs and Pooled Overhead
Subactivity: Resources Management

Program Element		2000 Enacted To Date	Uncontrollable and One-Time Changes	Program Changes	2001 Budget Request	Change From 2000
Resources Management	$(000)	1,314	0	0	1,314	0

Indian Integrated Resources Information Program

Program Description ($1,314,000): This program supports the Bureau's long term goal to restore and enhance natural resources on Tribal lands. This is accomplished by providing expert technical support in geospatial data technologies to Bureau offices on a nationwide basis. Technical and executive management support includes the following: facilitating the implementation and utilization of geospatial data technologies throughout the Bureau; providing on-call capability to develop and produce special thematic maps; and, creating and maintaining unique geographic databases to support Bureau executive management initiatives. In FY 2000, funds will specifically be used to support geographic information systems (GIS) efforts as follows:

- Maintain a decentralized computer center that provides remote access to Field offices for GIS analysis, mapping and database development ($300,000).
- Develop and maintain specialized geospatial databases to support executive management initiatives concerning the effective management of Indian lands, ($100,000).
- Develop and produce special request thematic maps depicting the status of resources, facilities, services and potential impacts of management activities associated with Indian lands ($200,000).
- Client Service support in the application, use and interpretation of GIS data, Global Positioning System (GPS) data, and remotely sensed data from aircraft and satellites ($100,000).
- Provide training in GIS technology that emphasizes the practical applications of the technology ($70,000).
- Operation of a "Help Desk" that supports Applications and System software issues, as well as provides information on the acquisition and maintenance of GIS hardware and software ($50,000).
- Mapping and database support for the Trust Asset and Accounting Management System ($200,000).
- Design and produce special request maps from various government organizations, as well as State, local and private entities ($50,000).

The remaining $244,000 will be directed toward basic operations and maintenance, data communications, supplies, and services.

Activity: Special Programs and Pooled Overhead
Subactivity: General Administration

Program Element		2000 Enacted To Date	Uncontrollable and One-Time Changes	Program Changes	2001 Budget Request	Change From 2000
Related Support Services	$(000)	38,243	850	3500	42,593	4,350
Facilities Management	$(000)	35,952	3,653	0	39,605	3,653
	FTE	*163*	*0*	*0*	*163*	*0*
CSRS Contribution Change	$(000)	1,543	0	0	1,543	0
Total Requirements	$(000)	75,738	4,503	3,500	83,741	8,003
	FTE	*163*	*0*	*0*	*163*	*0*

Related Support Services

Program Subelement		2000 Enacted To Date	Uncontrollable and One-Time Changes	Program Changes	2001 Budget Request	Change From 2000
Intra-Governmental Billings	$(000)	15,254	933	3,500	19,687	4,433
Workers' Compensation - Payments	$(000)	8,579	(83)	0	8,496	(83)
Unemployment Compensation	$(000)	9,163	0	0	9,163	0
Employee Displacement Costs	$(000)	5,247	0	0	5,247	0
Total Requirements	$(000)	38,243	850	3,500	42,593	4,350

Program Description ($38,243,000): This program allocates funding to the Department of the Interior and other government agencies for common support services to the Bureau and repayments to the Department of Labor for unemployment and on-the-job injury payments for Bureau employees. Funds provided for these common support services are denoted as follows:

Intra-Governmental Billings ($15,254,000): The intra-governmental payments are made for services provided by the Department, the United States Geological Survey (USGS), the Bureau of Reclamation, the United States Postal Service, and the General Services Administration. The FY 2000 cost estimates are as follows:

Intra-Governmental Billings
(Dollar amounts in thousands)

Assessments	FY 1996 Actual	FY 1997 Actual	FY 1998 Actual	FY 1999 Actual	FY 2000 Estimate
FFS	2,325	2,247	2,247	2,247	2,247
PAY/PERS	3,529	3,467	1,860	1,860	1,860
Postage	2,049	1,702	1,886	1,886	1,886
FTS2000	5,397	5,287	5,057	5,057	5,057

Assessments	FY 1996 Actual	FY 1997 Actual	FY 1998 Actual	FY 1999 Actual	FY 2000 Estimate
Departmental Billings	3,206	3,183	2,836	2,853	4,204
Total	16,506	15,886	13,886	13,903	15,254

The services provided by the Department include: Departmental news and information; medical and health services; Departmental Human and Resources Development Center; Albuquerque Learning Center; Denver Learning Center; Information Technology Center; Allex Database; printing and publications; enforcement and security management; working capital funding direction; fiscal services; consolidated mail operations; library services; and general services.

In FY 2000, funds appropriated to the USGS in the amount of $1,162,000, have been transferred to the Bureau for the management and support of the Federal Financial System (FFS) and the Interior Department Electronic Acquisition Systems (IDEAS). The Bureau will now cover these payments directly from this account.

Workers' Compensation Payments ($8,579,000): These funds are used to reimburse the Department of Labor for on-the-job injury payments for Bureau employees made during the period from July 1, 1997, through June 30, 1998. The following table shows the recent history of the Bureau's payment share of Workers' Compensation:

(Dollar amounts in thousands)

FY 1996	FY 1997	FY 1998	FY 1999	FY 2000 Estimate
9,190	9,107	8,690	8,619	8,579

Unemployment Compensation ($9,163,000): These funds are used to reimburse the Department of Labor for unemployment compensation payments made to former Bureau employees during the period from July 1, 1997, through June 30, 1998. The following table shows the recent history of the Bureau's payment share of Unemployment Compensation.

(Dollar amounts in thousands)

FY 1996	FY 1997	FY 1998	FY 1999	FY 2000 Estimate
7,626	7,794	8,165	9,320	9,163

Employee Displacement Costs ($5,247,000): This program supports the Bureau's mission goal to provide Tribes with the resources they need to foster strong and stable Tribal Governments and exercise their authority as sovereign nations. The program pays the mandated separation costs of Bureau employees who are dismissed due to Tribal contracting of Federal programs under *Public Law 93-638,* as amended. These costs include severance pay and lump sum annual leave payments.

The 1988 amendments to the Indian Self-Determination Act *(Public Law 100-472)* contain a provision in Section 205 that states that program resources shall not be reduced by the Secretary of the Interior to pay the costs of Federal personnel displaced by self-determination contracting. Because of section 205 and the fact that these costs are mandated by law, the Bureau must rely upon

this fund to cover such costs. The Bureau has no other source of funding except other program funds with which to pay these required costs.

Facilities Management

Program Subelement		2000 Enacted To Date	Uncontrollable and One-Time Changes	Program Changes	2001 Budget Request	Change From 2000
GSA Rentals	$(000)	18,260	3,412	0	21,672	3,412
Direct Rentals	$(000)	1,137	0	0	1,137	0
Technical Training	$(000)	164	0	0	164	0
Facilities Operations	$(000)	12,348	177	0	12,525	177
	FTE	*123*	*0*	*0*	*123*	*0*
Facilities Maintenance	$(000)	4,043	64	0	4,107	64
	FTE	*40*	*0*	*0*	*40*	*0*
Total Requirements	$(000)	35,952	3,653	0	39,605	3,653
	FTE	*163*	*0*	*0*	*163*	*0*

Program Description ($35,952,000): This program provides space and physical facilities to operate Bureau programs at locations where Bureau-owned facilities are not available. It also provides technical training in the operation and maintenance of Bureau-funded facilities.

GSA Rentals ($18,260,000): In FY 2000, funds provided will be used to pay the General Services Administration (GSA) for rental costs of office and special purpose space for Bureau administrative support staff at Bureau locations across the nation. These space rentals include 121 leases for 1.5 million square feet of identified space nationwide.

The Bureau will continue to experience increases in GSA Controlled Space due to changes in GSA's leasing and pricing policies. Costs to negotiate new leases are increasing by as much as 8 to 10 percent as current leases expire due to such factors as increased building security and inflation. These are factors beyond the control of the Bureau. In addition, the Bureau is currently expanding the space requirements to meet the programmatic and staff increases in the Bureau's Regional Security Offices, Office of Law Enforcement Services and Trust Asset Accounting Management System (TAAMS). Denoted in the table below the actual costs and shortfalls in recent years:

Shortfall in GSA Controlled Space Funding ($000)			
Fiscal Year	**Enacted**	**Actual Cost**	**Shortfall**
1995	15,174	16,296	1,122
1996	15,870	17,729	1,859
1997	15,370	17,159	1,789
1998	14,120	16,760	2,640
1999	16,539	16,839	300
2000	18,260	18,260(Est)	0

Direct Rentals ($1,137,000): The Direct Rental program provides funding for 20 leases to Regional and Agency locations throughout the Bureau. The Bureau leases approximately 100,000 square feet of office and special purpose space and land.

Technical Training ($164,000): These funds provide training for Bureau employees with emphasis on preventive maintenance activities to increase awareness of the requirements and methods to operate and maintain safe facilities, mitigate life safety problems, and adhere to environmental and code compliance laws, policies, and regulations. This program was established to address material weaknesses identified in the Facilities Management program and to provide training activities for field operations to ensure adequate, proper and timely maintenance of facilities and knowledge of legal requirements. Annually, an estimated 500 to 600 employees attend the technical training classes. It is estimated that the same number will attend 20 training classes in FY 2000 and FY 2001.

Facilities Operation & Maintenance ($16,391,000; FTE 163): The Facilities Operations and Maintenance (O&M) program for non-educational facilities supports the Bureau's mission and the strategic goal to provide safe and functional facilities for clients. The Bureau's entire physical inventory (including law enforcement facilities) consists of 1,368 buildings, comprising approximately 5,112,852 square feet, which function as offices, adult and juvenile facilities, firehouses, shops, garages, warehouses and plants. Other related costs include equipment, utility systems and approximately 5,500,000 acres of grounds. These facilities are located on 150 sites in 25 states.

Funds are distributed to the Regions for allocation to identified sites for daily operations and maintenance activities. The locations will be updated through the automated tracking system for work tickets, building history, building and asset inventory, and backlog of deferred maintenance. Locations also provide custodial services for all facilities under their responsibility to provide safe and healthy environments for customers.

Operations ($12,348,000; FTE 123): The Administrative Facilities Operations program (approximately 4,312,176 square feet) consists of 1,305 buildings, fire stations, shops, garages, warehouses, communication repeaters and utility plants. Equipment types consist of HVAC, boilers, furnaces, fire alarms and sprinklers, radio repeaters, and security systems. Utility systems include potable water wells, treatment, and tanks, sewage treatment, street lights, fire hydrants, emergency sirens and electrical service. Grounds inventories include sidewalks; driveways, parking lots, landscaping, grass, and trees. The funds provide electrical, gas, oil plant operations, water, sewer, refuse disposal, pest control, communications base equipment, fire protection, custodial, and grounds maintenance services. Funds are also used to purchase the products required to keep these services operational. Distribution of funds is presently based on regional and local rates of services.

Included within the Operations portion of the program is the Bureau's Law Enforcement facilities (comprising approximately 800,676 square feet) which consists of 63 buildings, equipment, utility systems and adjacent grounds. These facilities are located on approximately 45 sites in 12 states. Building types include offices, adult and juvenile detention facilities, and courtrooms. Equipment types that require maintenance consist of HVAC systems, boilers, furnaces, fire alarms and sprinklers, radio repeaters, security, street lights, fire hydrants, and emergency warning systems. Ground inventories requiring maintenance include sidewalks, driveways, and parking lots. Since

the occupants are behind closed doors, the uninterrupted operation of these systems is essential. The program provides funds for electrical, gas, oil plant operations, water, sewer, refuse disposal, pest control, communications base equipment, fire protection, and custodial services. The funds are used to purchase the products required to keep these services operational. The program provides funds to ensure compliance with regulations such as *29 CFR 1910.1030 Blood Borne Pathogens* that prevents the spread of Human Immunodeficiency Virus (HIV) and Hepatitis B Virus (HBV). Compliance with the regulations requires increased protective clothing, incident response, and custodial services such as increased cleaning frequency of bathrooms and cells.

Maintenance ($4,043,000; FTE 40): Funds are allocated for 1,305 buildings for daily maintenance activities; services for the same facilities inventory as denoted above under Operations. Funds are provided to conduct preventive, routine, cyclical and emergency unscheduled maintenance for all buildings, equipment, utility systems and grounds structures in a timely manner. When maintenance is deferred too often it will cause premature breakdowns as deterioration eventually turns into safety or functional deficiencies and must be added to the deferred maintenance backlog requiring major repair or replacement.

The following list identifies the location and type of facility expansion and square feet scheduled to be added to the Bureau's facilities inventory in FY 2001.

Location	Type of Expansion	Estimated Additional Square Footage
A04-06 Mandaree (North Dakota)	Fire Station	2,400
A13-01 Winnebago Agency (Nebraska)	Fire Station	2,400
H57-11 Pima Agency (Arizona)	Juvenile Detention Center	66,715
H62-01 Duchesene (Utah)	Fire Station	4,000
N32-01 Shiprock (Arizona)	Office Building	34,400
F53-02 Red Lake (Minnesota)	Detention Center	50,000
	Total Square Footage	**159,915**

The state of the Bureau's detention facilities is at best dismal on a nationwide basis. Many of the detention facilities are in such deplorable conditions that it has become more cost efficient to replace them than to keep repairing them in a "band-aid" manner as the Bureau has been forced to do with its limited resources. The Bureau is working in partnership with the Department of Justice (DOJ) on the *Presidential Initiative to Improve Law Enforcement in Indian Country*. DOJ has undertaken the role of funding construction of these types of facilities within its appropriations; thus, the Bureau does not request construction funds for law enforcement facilities in its budget. However, through agreement with DOJ, the Bureau continues to have the responsibility for the operations and maintenance of these detention facilities, including those that are constructed by DOJ. DOJ by statute is not authorized to provide funds to cover operations and maintenance costs of detention facilities; authorization is only for "bricks and mortar" of the project. Once these facilities are

operational, the Bureau will undertake responsibility for their operations and maintenance and include them in the inventory of requirements[18].

For more information on the construction projects funded by DOJ, descriptions are provided within the Construction activity, Public Safety and Justice section of the justification. A list of construction and major improvement and repair projects funded by DOJ are denoted in this section of the budget.

Civil Service Retirement System Contribution Change

Program Subelement		2000 Enacted To Date	Uncontrollable and One-Time Changes	Program Changes	2001 Budget Request	Change From 2000
CSRS Contribution Change	$(000)	1,543	0	0	1,543	0
Total Requirements	$(000)	1,543	0	0	1,543	0

Program Description ($1,543,000): The Civil Service Retirement System Contribution Change (CSRS) is an adjustment used to fund the increase in payments to the retirement system for CSRS employees. This amount is the total requirement for CSRS employees and does not include employees covered under the Federal Employees Retirement System (FERS).

Justification of Program Changes

Program Element		2001 Budget Request	Program Changes (+/-)
Intra-Governmental Payments	$(000)	19,687	+3,500

Intra-Governmental Payments (+3,500,000):

School Statistics Initiative[19] (+$3,000,000): The Education Amendments Act of 1978 contains 17 provisions that were established to help the Bureau improve the quality of education for Indian children. One of these provisions holds the Bureau responsible for establishing a management information system (MIS) to aid in the performance of school administration functions at schools and to provide the Congress with accurate and timely school statistical data. The requested funds will initiate the implementation of the MIS requirement.

---

[18]The Bureau has not included the square footage for the facilities funded by DOJ in its space inventory for FY 2001 as construction and improvements to the facilities will not be completed by the end of FY 2001.

[19]The base funds for the School Statistics ADP ($700,000) are included within the budget activity, Other Recurring Programs, Education (School Operations). The description of the base program is also provided in this section. The increase is requested under the Intra-Government Payments line item to facilitate the streamlining of information resource management technologies throughout the Bureau for improved management and oversight by a Chief Information Officer as recommended in the National Academy of Public Administration's report on the Bureau's management and administration functions.

The Bureau engaged the services of the Federal Systems Integration and Management Center (FEDSIM) to identify commercial off-the-shelf school administration applications that could meet the preponderance of the requirements mandated by the Congress for a MIS system. From April, 1996, through July, 1996, FEDSIM developed a requirements analysis and a high-level market survey to determine what school administration software packages existed. A proof of concept trial of the selected software was completed in 1996, and in 1997 a one-year pilot was planned. Unfortunately, the software company was purchased and the identified software was no longer marketed by the new company. A second market survey was completed, and a second software product was identified. Another proof of concept phase was completed between July, 1998, and September, 1998. After a satisfactory result of the proof of concept, a pilot phase was implemented for 16 schools between April, 1999, and November, 1999. The software program and implementation strategy proved to be highly successful. In FY 2000, an additional 12 schools for a total of 28 schools will implement the School Statistics pilot program using commercial off-the-shelf software.

The goal of the SSI program is to implement a school statistics program at all Bureau-funded schools which will provide current, consistent, accurate, and timely processing of school related data at all levels with the Bureau. When fully implemented in 185 schools, it will provide the means to have continuously updated school data available at the National level instead of the limited once a year head ISEP count. The SSI program will enable the Bureau to provide Congress and other appropriate organizations with information on student count, retention rate, drop out rate, achievement, and transfer of students from one school to another. The requested increase of $3.0 million will be used to implement the SSI program at 50 additional Bureau-funded schools in FY 2001. Of the requested amount, $1.7 million will provide for: the installation and maintenance of the Central Office server to collect data from each school; maintenance of the network including technical assistance and help desk; software licensing for the 50 schools by mid-School Year 2001–2002; installation of the software at each school site, on-site training and follow up training; and workstations and servers for each school. The balance of $1.3 million will make it possible for the Bureau to maintain the SSI program in schools which implemented the program in FY 1999 and FY 2000 to include updated software licenses, server and workstation enhancements, and continued training.

Longitudinal Study ($500,000): To build upon the Bureau's partnership with the Department of Education, the increase is requested to provide the funds for the American Indian component of the Early Childhood Longitudinal Study. The Bureau will assist the Department of Education's early childhood longitudinal study by providing $500,000 in financial support. This study will be conducted under a Memorandum of Agreement between the Bureau and the Department of Education entered into under the direction of Executive Order 13096, American Indian and Alaska Native Education.

Standard Form 300

July 1964

DEPARTMENT OF THE INTERIOR
BUREAU OF INDIAN AFFAIRS
OPERATION OF INDIAN PROGRAMS
Program and Financing (in millions of dollars)

Identification Code: 14-2100-1-1-999		1999 Actual	2000 Estimate	2001 Estimate
Obligations by program activity:				
00.01	Tribal Priority Allocations	681	692	739
00.02	Other Recurring Programs	542	557	595
00.03	Non-recurring Programs	51	55	59
00.04	Central Office Operations	50	54	58
00.05	Regional Office Operations	40	41	54
00.06	Special Program and Pooled Overhead	192	238	259
09.07	Reimbursable program	118	155	170
09.08	Reimbursable program Y2K	21	5	.....
10.00	Total new obligations	1,695	1,797	1,934
Budgetary resources available for obligations:				
21.40	Unobligated balance available, start of year	280	345	348
22.00	New budget authority (gross)	1,744	1,799	1,935
22.10	Resources available from recoveries of prior year Obligations	20	.....	.....
22.22	Unobligated balance transferred from other accounts (96-3122)	2	.....	.....
	(14-0120)	.....	1	.....
23.90	Total budgetary resources available for obligation	2,046	2,145	2,283
23.95	Total new obligations	(1,695)	(1,797)	(1,934)
23.98	Unobligated balance expiring or withdrawn	(7)	.....	.....
24.40	Unobligated balance available, end of year	345	348	349
New budget authority (gross), detail				
40.00	Appropriation	1,584	1,670	1,795
40.75	Reduction pursuant to P.L. 106-51	(1)*	.....	.....
40.76	Reduction pursuant to P.L. 106-113	.....	(4)	.....
41.00	Transferred to other accounts (14-2301)	.....	(28)**	.....
42.00	Transferred from other accounts: (12-1106)	1	.....	.....
	(14-0804)	0	1	.....
43.00	Appropriation (total discretionary)	1,584	1,639	1,795
	Spending authority from offsetting collections:			
68.00	Offsetting collections (cash)	125	160	140
68.10	From Federal sources: Change in receivables and unpaid, unfilled orders	35	.....	.....
68.90	Spending authority from offsetting collections (total discretion)	160	160	140
70.00	Total new budget authority (gross)	1,744	1,799	1,935
Change in unpaid obligations				
	Unpaid obligations, start of year			
72.40	Obligated balance, start of year	226	147	243
72.95	From Federal sources: Receivables and unpaid, unfilled orders	50	85	85
72.99	Total unpaid obligations, start of year	276	232	328
73.10	Total new obligations	1,695	1,797	1,934
73.20	Total outlays (gross)	(1,712)	(1,701)	(1,831)
73.40	Adjustments in expired accounts (net)	(7)	.....	.....
73.45	Adjustments in expired accounts	(20)	.....	.....
	Unpaid obligations, end of year			
74.40	Obligated balance, end of year	147	243	346
74.95	From Federal sources: Receivables and unpaid, unfilled orders	85	85	85
74.99	Total unpaid obligations, end of year	232	328	431
Outlays (gross), detail:				
86.90	Outlays from new discretionary authority	1,211	1,209	1,289
86.93	Outlays from discretionary balance	501	491	541
87.00	Total outlays (gross)	1,712	1,701	1,831
Offsets against gross budget authority and outlays				
	Offsetting collections (cash) from:			
88.00	Federal sources	121	133	137
	Federal sources Y2K	2	24	.....
88.40	Non-Federal sources	2	3	3
88.90	Total, offsetting collections (cash)	125	160	140
88.95	From Federal sources: Changes in receivables and unpaid, unfilled orders	35	.....	.....
Net budget authority and outlays:				
89.00	Budget authority	1,584	1,639	1,795
90.00	Outlays	1,587	1,541	1,691

* $571 thousand rescission from 1998/99 OIP balances - presentation not accurate in MAX.

** Education facilities maintenance program funding for FY 2000 and FY 2001 was transferred from the Operation of Indian Programs Account to the Construction Account, under the authority of a Secretarial Order.

Standard Form 300
July 1964

DEPARTMENT OF THE INTERIOR
BUREAU OF INDIAN AFFAIRS
OPERATION OF INDIAN PROGRAMS (Continued)
Object Classification (in millions of dollars)

Identification Code: 14-2100-1-1-999		1999 Actual	2000 Estimate	2001 Estimate
Direct Obligations:				
Personnel Compensation:				
11.11	Full-time permanent	200	211	227
11.13	Other than full-time permanent	87	91	98
11.15	Other personnel compensation	13	14	15
11.19	Total personnel compensation	300	316	340
11.21	Civilian personnel benefits	71	75	81
11.30	Benefits for former personnel	11	12	13
12.10	Travel and transportation of persons	14	15	16
12.20	Transportation of things	12	13	14
12.31	Rental payments to GSA	18	19	20
12.32	Rental payments to others	3	3	3
12.33	Communications, utilities, and miscellaneous charg	23	24	26
12.40	Printing and reproduction	1	1	1
12.51	Advisory and assistance services	1	1	1
12.52	Other services	675	710	767
12.53	Purchases of goods and services	24	25	27
12.54	Operation and maintenance of facilities	1	1	1
12.57	Operation and maintenance of equipment	3	3	3
12.58	Subsistence and support of persons	1	1	1
12.60	Supplies and materials	31	33	36
13.10	Equipment	14	15	16
14.10	Grants, subsidies, and contributions	353	370	398
19.90	***Subtotal, Direct obligations***	1,556	1,637	1,764
Reimbursable Obligations:				
Personnel Compensation:				
21.11	Full-time permanent	10	10	10
21.13	Other than full-time permanent	1	1	1
21.19	Total personnel compensation	11	11	11
21.21	Civilian personnel benefits	5	6	6
22.10	Travel and transportation of persons	2	2	2
22.52	Other services	27	31	33
22.60	Supplies and materials	4	5	5
23.10	Equipment	20	23	24
24.10	Grants, subsidies, and contributions	70	82	89
29.90	***Subtotal, Reimbursable obligations***	139	160	170

Personnel Summary			
Direct			
Full-time equivalent employment	7,512	7,400	7,956
Reimbursable			
Full-time equivalent employment	191	191	191
Allocation Account			
Full-time equivalent employment	439	514	534

Appropriation Language

DEPARTMENT OF THE INTERIOR

BUREAU OF INDIAN AFFAIRS

Construction

For construction, repair, improvement, and maintenance of irrigation and power systems, buildings, utilities, and other facilities, including architectural and engineering services by contract; acquisition of lands, and interests in lands; and preparation of lands for farming, and for construction of the Navajo Indian Irrigation Project pursuant to Public Law 87-483, [$169,884,000] $365,912,000 to remain available until expended: *Provided,* That such amounts as may be available for the construction of the Navajo Indian Irrigation Project may be transferred to the Bureau of Reclamation: *Provided further,* That not to exceed 6 percent of contract authority available to the Bureau of Indian Affairs from the Federal Highway Trust Fund may be used to cover the road program management costs of the Bureau: *Provided further*, That any funds provided for the Safety of Dams program pursuant to 25 U.S.C. 13 shall be made available on a nonreimbursable basis: *Provided further,* That for fiscal year [2000] 2001, in implementing new construction or facilities improvement and repair project grants in excess of $100,000 that are provided to tribally controlled grant schools under Public Law 100-297, as amended, the Secretary of the Interior shall use the Administrative and Audit Requirements and Cost Principles for Assistance Programs contained in 43 CFR part 12 as the regulatory requirements: *Provided further*, That such grants shall not be subject to section 12.61 of 43 CFR; the Secretary and the grantee shall negotiate and determine a schedule of payments for the work to be performed: *Provided further,* That in considering applications, the Secretary shall consider whether the Indian tribe or tribal organization would be deficient in assuring that the construction projects conform to applicable building standards and codes and Federal, tribal or State health and safety standards as required by 25 U.S.C. 2005(a), with respect to organizational and financial management capabilities: *Provided further,* That if the Secretary declines an application, the Secretary shall follow the requirements contained in 25 U.S.C. 2505(f): *Provided further*, That any disputes between the Secretary and any grantee concerning a grant shall be subject to the disputes provision in 25 U.S.C. 2508(e): *Provided further*, That [notwithstanding any other provision of law, collections from the settlements between the United States and the Puyallup tribe concerning Chief Leschi school are made available for school construction in fiscal year 2000 and hereafter] the Secretary is authorized to enter into agreements with Federally recognized tribes or tribal consortia issuing qualified school construction bonds or other taxable bonds for the purpose of repairing or replacing Bureau of Indian Affairs-funded elementary and secondary schools; *Provided further*, That of the amounts provided herein, up to $30,000,000 may be used to defease the principal of such bonds: *Provided further*, That the term of such bonds issued may not exceed fifteen years: *Provided further*, That such bonds shall state on their face that they are not guaranteed by the Federal Government of the United States. *(Department of the Interior and Related Agencies Appropriations Act, 2000, as enacted by section 1000(a)(3) of the Consolidated Appropriations Act, 2000 (P. L. 106-113).)*

Justification of Proposed Language Changes

BUREAU OF INDIAN AFFAIRS

Construction

Deletion: "notwithstanding any other provision of law, collections from the settlements between the United States and the Puyallup tribe concerning Chief Leschi school are made available for school construction in fiscal year 2000 and hereafter"

The provision was made permanent in *Public Law 106-113.*

Addition: "the Secretary is authorized to enter into agreements with Federally recognized tribes or tribal consortia issuing qualified school construction bonds or other taxable bonds for the purpose of repairing or replacing Bureau of Indian Affairs-funded elementary and secondary schools; *Provided further*, That of the amounts provided herein, up to $30,000,000 may be used to defease the principal of such bonds: *Provided further*, That the term of such bonds issued may not exceed fifteen years: *Provided further*, That such bonds shall state on their face that they are not guaranteed by the Federal Government of the United States."

Funding for a portion of the Construction account may be used to defease qualified school construction bonds or other taxable bonds to replace or repair Bureau of Indian Affairs-funded elementary and secondary schools. These funds may be made available to a non-Federal financial institution who will defease qualified school construction bonds by ensuring the repayment of principal to bond holders. The entity will hold in escrow and invest these funds, and at maturity use the earnings to repay the principal on the bonds. It is intended that the Secretary of the Interior will select the schools that qualify and the procedures for this program. This proposal is part of the Administration's school modernization initiative to provide school repairs and replacement in needy public school districts throughout the country.

Appropriation Language Citations

BUREAU OF INDIAN AFFAIRS

Appropriation: Construction

1. For construction, repair, improvement, and maintenance of irrigation and power systems

For construction, major repair, improvement, and maintenance of irrigation and power systems involving irrigation canals, wells, hydroelectric dams, and water and electrical distribution systems.

25 U.S.C. 13
25 U.S.C. 631(2)

25 U.S.C. 13 (The Snyder Act of November 2, 1921) is the basic authority under which the Secretary provides services, including construction of facilities, to support operating programs to Federally recognized Indians. This Act also provides for the extension, improvement, operation, and maintenance of existing Indian irrigation systems and for development of water supplies. In addition, most of the major projects have specific authorizations.

25 U.S.C. 631(2) provides that in order to further the purposes of existing treaties with the Navajo and Hopi Indians to provide facilities essential in combating hunger, disease, poverty, and demoralization among their members, the Secretary is authorized to undertake a program of basic improvements for the conservation and development of their resources, including the completion and extension of existing irrigation projects.

2. buildings, utilities, and other facilities

For construction, major repair, and improvement of all BIA buildings, utilities, and other facilities, including demolition of obsolete structures and consolidation of under utilized facilities.

25 U.S.C. 13
25 U.S.C. 450
25 U.S.C. 631(12), (14)

25 U.S.C. 450 (The Indian Self-Determination and Education Assistance Act) authorizes construction of public school facilities serving Indian children and permits expending not more than 25 percent of any funds appropriated for construction of previously private schools.

25 U.S.C. 631(12), (14) provide that in order to further the purposes of existing treaties with the Navajo and Hopi Indians to provide facilities essential in combating hunger, diseases, poverty, and demoralization among its members, section 12 and 14 includes the following:

(12) School buildings and equipment, and other educational measures
(14) Common service facilities

3. including architectural and engineering services by contract

The construction program includes the advertisement for architectural and engineering services through the Buy Indian Act, *Public Law 93-638*, and open market contracts.

25 U.S.C. 13
25 U.S.C. 450

4. acquisition of lands, and interests in lands

The program includes the acquisition of lands and interests in lands, as directed by the Congress and judicial decisions.

25 U.S.C. 465

25 U.S.C. 465 provides that the Secretary of the Interior is authorized, in his discretion, to acquire, through purchase, relinquishment, gift, exchange, or assignment, and interest in lands, water rights, or surface rights to lands, within or without existing reservations, including trust or otherwise restricted allotments, whether the allottee be living or deceased, for the purpose of providing land for Indians.

5. preparation of lands for farming

The construction program includes functions relating to preparation of lands for farming and irrigation, such as cleaning, leveling, terracing, and installation of irrigation systems.

25 U.S.C. 13
25 U.S.C. 465
Navajo Indian Irrigation Project: San Juan Chama Project
Public Law 87-483 (76 Stat.96), as amended

6. to remain available until expended

No specific authority

This appropriation involves construction projects which require more than a one-year cycle from its beginning stages through the actual construction of facilities. Therefore, funds are to remain available until expended.

7. *Provided,* That not to exceed 6 percent of contract authority available to the Bureau of Indian Affairs from the Federal Highway Trust Fund may be used to cover the road program management costs of the Bureau.

25 U.S.C. 13, 318a
23 U.S.C. 101
23 U.S.C. 203
23 U.S.C.204b, 204c

25 U.S.C.13 (The Snyder Act of November 2, 1921) is the basic authority under which the Secretary provides services, including road construction, to Federally recognized Indians.

25 U.S.C. 318a authorizes material, equipment, supervision and engineering in the survey, improvement, construction, and maintenance of Indian reservation roads.

23 U.S.C. 101 (The Surface Transportation Assistance Act of 1982) defines Indian reservation roads as "public roads, including roads on the Federal-aid systems, that are located within or provide access to an Indian reservation or Indian trust land or restricted Indian land which is not subject to fee title alienation without the approval of the Federal Government, or Indian and Alaska Native villages, groups, or communities, in which Indians and Alaskan Natives reside, whom the Secretary of the Interior has determined are eligible for services generally available to Indians under Federal laws specifically applicable to Indians."

23 U.S.C. 203 The Surface Transportation Assistance Act of 1982) provides that funds authorized for Indian reservation roads shall be available for contract upon apportionment.

23 U.S.C. 204b (The Surface Transportation and Uniform Relocation Assistance Act of 1987) provides that funds available from the Highway Trust funds for Indian reservation roads shall be used by the Secretary of the Interior for the cost of construction and improvement of such roads.

23 U.S.C. 204c (The Intermodal Surface Transportation Efficiency Act of 1991) provides that Indian reservation roads under the jurisdiction of the Bureau of Indian Affairs shall be eligible to expend not more than 15 percent of the funds apportioned for Indian reservation roads from the Highway Trust Fund for the purpose of road sealing projects.

8. *Provided further,* That any funds provided for the Safety of Dams program pursuant to 25 U.S.C. 13 shall be made available on a nonreimbursable basis.

25 U.S.C. 3801 (The Indian Dams Safety Act of 1984) provides authority to establish and operate a dam safety maintenance and repair program to ensure maintenance and monitoring of the condition of dams and to maintain the dams in a satisfactory condition on a long-term basis.

25 U.S.C. 13

25 U.S.C. 13 (The Snyder Act of November 2, 1921) authorizes the Secretary to provide services, including improvements to irrigation systems and the development of water supplies to Federally recognized Indians.

9. *Provided further,* That in considering applications, the Secretary shall consider whether the Indian tribe or tribal organization would be deficient in assuring that the construction projects conform to applicable building standards and codes and Federal, tribal, or State health and safety standards with respect to organizational and financial management capabilities.

25 U.S.C. 2005(a)

25 U.S.C. 2005(a) provides that the Secretary shall immediately begin to bring all schools, dormitories, and other facilities operated by the Bureau or under contract or grant with the Bureau in connection with the education of Indian children into compliance with all applicable Federal, tribal, or State health and safety standards, whichever provide greater protection (except that the tribal standards to be no greater than otherwise applicable Federal or State standards), with section 504 of the Rehabilitation Act of 1973 (29 U.S.C. 794), and with the Americans with Disabilities Act of 1990, except that nothing in this section shall require termination of the operations of any facility which does not comply with such provisions and which is in use on October 20, 1994.

10. *Provided further*, That if the Secretary declines an application, the Secretary shall follow the requirements contained in

25 U.S.C. 2505(f)

25 U.S.C. 2505(f) provides that whenever the Secretary declines to provide a grant to transfer operation of a Bureau school or determines that a school is not eligible for assistance, the Secretary shall (a) state the objections in writing to the Tribe or Tribal organization within the allotted time, (b) provide assistance to the Tribe or Tribal organization to overcome all stated objections , (c) provide the Tribe or Tribal organization a hearing on the record under the same rules and regulations that apply under the Indian Self-Determination, Education Assistance Act, (D) provide an opportunity to appeal the objection raised.

11. *Provides further,* That any disputes between the Secretary and any grantee concerning a grant shall be subject to the disputes provision in

25 U.S.C. 2508(e)

25 U.S.C. 2508(e) provides that any exception or problem cited in an audit, any dispute regarding a grant authorized to be made pursuant to this chapter or any amendment to such grant, and any dispute involving an administrative cost grant, shall be handled under the provisions governing exceptions, problems, or disputes in the case of contracts under the Indian Self-Determination and Education Assistance Act of 1975. The Equal Access to Justice Act shall apply to administrative appeals filed after September 8, 1988, by grantees regarding a grant, including an administrative cost grant.

12. *Provided further*, That the Secretary is authorized to enter into agreements with Federally recognized tribes or tribal consortia issuing qualified school construction bonds or other taxable bonds for the purpose of repairing or replacing Bureau of Indian Affairs-funded elementary and secondary schools: *Provided further*, That of the amounts provided herein, up to $30,000,000 may be used to defease the principal of such bonds: *Provided further*, That the term of such bonds issued

may not exceed fifteen years: *Provided further*, That such bonds shall state on their face that they are not guaranteed by the Federal Government of the United States.

Funding for a portion of the Construction account may be used to defease qualified school construction bonds or other taxable bonds to replace or repair Bureau-funded elementary and secondary schools. These funds may be made available to a non-Federal financial institution who will defease qualified school construction bonds by ensuring the repayment of principal to bond holders. The entity will hold in escrow and invest these funds, and at maturity use the earnings to repay the principal on the bonds.

SUMMARY OF REQUIREMENTS
CONSTRUCTION
(Dollar Amounts In Thousands)

Activities, Subactivities,	FY 1999 Enacted		FY 2000 Enacted		Uncontrollable and Related Changes		Program Changes		FY 2001 President's Budget Request		Increase/Decrease From 2000	
	FTE	Amount	*FTE*	Amount	*FTE*	Changes	*FTE*	Amount	*FTE*	Amount	*FTE*	Amount
EDUCATION	*23*	60,400	*258*	133,199		395	*10*	166,905	*268*	300,499	*10*	167,300
PUBLIC SAFETY AND JUSTICE	*3*	5,550	*3*	5,537		4		0	*3*	5,541	*0*	4
RESOURCES MANAGEMENT	*50*	49,620	*50*	50,573		72		0	*50*	50,645	*0*	72
GENERAL ADMINISTRATION	*74*	7,851	*74*	8,095		137	*10*	995	*84*	9,227	*10*	1,132
TOTAL, CONSTRUCTION	*150*	123,421	*385*	197,404		608	*20*	167,900	*405*	365,912	*20*	168,508

Summary of Requirements
(Dollar amounts in thousands)

Appropriations: Construction

	Amount	*FTE*	Amount
FY 2000 Enacted		***385***	**197,404**
Additional cost in 2001 of the January 2000 Pay Raise	188		
Additional cost in 2001 of the January 2001 Pay Raise	489		
One-Less Pay Day	(69)		
Total, Uncontrollable Changes			**608**
Program Changes:			
Education Construction			
Replacement School Construction			63,290
[School Bond Initiative]			[30,000]
Employee Housing Repair			593
Facilities Improvement and Repair			103,022
General Administration Construction			
Construction Program Management			995
Total, Program Changes		***20***	**167,900**
Total Requirements (2001 Request)		***405***	**365,912**

	2000 Enacted	2001 Request
Justification of Uncontrollable Changes		
Additional cost in 2001 of the January 2000 Pay Raise		188
Additional cost in 2001 of the January 2001 Pay Raise		489

The January 2001 pay raise amount cited was calculated before the Presidential Policy pay raise amount was available to the Department of the Interior. In total, the sum of the amounts above for pay raise costs is nearly the same as the correct amount. The amounts above offset the equivalent of a 4.025 percent for the full fiscal year rather than 3.975 percent, that is, they are 0.05 percent too high. The amounts above are based on raises of 4.4 percent and 3.9 percent respectively, rather than the actual 4.8 percent for January 2000 and the President's requested 3.7 percent for January 2001. The Office of Budget will compile the correct amounts and provide them to the Appropriations Subcommittees and post them on its website (www.doi.gov/budget) soon after the release of the President's budget request.

One-Less Pay Day		(69)

This adjustment is to reflect the amount contributable to one less pay day.

ACCOUNT OBJECT CLASS INFORMATION
CONSTRUCTION
(Dollar Amounts in Thousands)

Object Classification by Activity	FY 2000 Enacted FTE	FY 2000 Enacted Amount	Uncontrollable and Related Changes FTE	Uncontrollable and Related Changes	Program Changes FTE	Program Changes Amount	FY 2001 President's Budget Request FTE	FY 2001 President's Budget Request Amount	Increase/Decrease From 2000 Enacted FTE	Increase/Decrease From 2000 Enacted Amount
Education	***258***	133,199		***395***	10	166,905	***268***	300,499	***10***	167,300
11.1 Full -time permanent		15,289		340		523		16,151		863
12.1 Civilian personnel benefits		4,281		0		146		4,427		146
21.0 Travel and transportation of persons		459		0		16		474		16
22.0 Transportation of things		459		0		16		474		16
25.4 Operation and maintenance of facilities		48,936		0		102,882		151,818		102,882
25.2 Other contractual services		41,906		55		42,194		84,155		42,249
26.0 Supplies and materials		459		0		16		474		16
31.0 Equipment		459		0		16		474		16
41.0 Grants subsidies and contributions		20,953		0		21,097		42,050		21,097
Total		133,199		395		166,905		300,499		167,300
Public Safety and Justice	***3***	5,537		4		0	***3***	5,541		4
11.1 Full -time permanent		157		4		0		161		4
12.1 Civilian personnel benefits		44		0		0		44		0
21.0 Travel and transportation of persons		5		0		0		5		0
22.0 Transportation of things		5		0		0		5		0
25.4 Operation and maintenance of facilities		1,330		0		0		1,330		0
25.2 Other contractual services		3,988		0		0		3,988		0
26.0 Supplies and materials		5		0		0		5		0
31.0 Equipment		5		0		0		5		0
41.0 Grants subsidies and contributions		0		0		0		0		0
Total		5,537		4		0		5,541		4
Resources Management	***50***	50,573		72		0	***50***	50,645		72
11.1 Full -time permanent		5,313		72		0		5,385		72
12.1 Civilian personnel benefits		2,188		0		0		2,188		0
21.0 Travel and transportation of persons		159		0		0		159		0
22.0 Transportation of things		159		0		0		159		0
25.2 Other contractual services		31,435		0		0		31,435		(1)
26.0 Supplies and materials		159		0		0		159		0
31.0 Equipment		159		0		0		159		0
32.0 Land and Structures		11,000		0		0		11,000		0
41.0 Grants Subsidies and contributions		0		0		0		0		0
Total		50,573		72		0		50,645		71

ACCOUNT OBJECT CLASS INFORMATION
CONSTRUCTION
(Dollar Amounts in Thousands)

Object Classification by Activity	FY 2000 Enacted FTE	FY 2000 Enacted Amount	Uncontrollable and Related Changes FTE	Uncontrollable and Related Changes	Program Changes FTE	Program Changes Amount	FY 2001 President's Budget Request FTE	FY 2001 President's Budget Request Amount	Increase/Decrease From 2000 Enacted FTE	Increase/Decrease From 2000 Enacted Amount
General Administration	***74***	8,095		137	***10***	995	***84***	9,227		1,132
11.1 Full -time permanent		3,867		137		700		4,704		837
12.1 Civilian personnel benefits		1,083		0		210		1,293		210
21.0 Travel and transportation of persons		116		0		22		138		22
22.0 Transportation of things		116		0		21		137		21
25.4 Operation and maintenance of facilities		1,048		0		0		1,048		0
25.2 Other contractual services		1,633		0		0		1,633		0
26.0 Supplies and materials		116		0		21		137		21
31.0 Equipment		116		0		21		137		21
41.0 Grants subsidies and contributions		0		0		0		0		0
Total		8,095		137		995		9,227		1,132
Total Construction	***385***	197,404	***0***	608	***20***	167,900	***405***	365,912	***20***	168,508
11.1 Full -time permanent		24,626		553		1,223		26,401		1,776
12.1 Civilian personnel benefits		7,595		0		356		7,952		356
21.0 Travel and transportation of persons		739		0		38		776		38
22.0 Transportation of things		739		0		37		775		37
25.4 Operation and maintenance of facilities		51,313		0		102,882		154,196		102,882
25.2 Other contractual services		78,962		55		42,194		121,211		42,249
26.0 Supplies and materials		739		0		37		775		37
31.0 Equipment		739		0		37		775		37
32.0 Land and Structures		11,000		0		0		11,000		0
41.0 Grants subsidies and contributions		20,953		0		21,097		42,050		21,097
Total		197,404		608		167,900		365,912		168,508

CONSTRUCTION SUMMARY

The Bureau owns and operates a large number and wide variety of buildings and constructed facilities across the nation. As of January, 2000, this facility inventory consists of 6,227 buildings containing 26.4 million square feet of space, which includes 4,495 education buildings (including quarters) at 185 schools that service over 50,000 students and 2,132 administrative buildings (including quarters) at approximately 80 Bureau agencies. Other facilities include dormitories, administrative buildings, detention facilities, over 100 irrigation facilities, and 117 high and significant hazard dams. The Bureau's construction program is a multifaceted complex operation that encompasses: Education; Public Safety and Justice; Resource Management; and, General Administration. Within the major program activities are several subactivities which include: Replacement School; Advance Planning and Design; Employee Housing; Facilities Improvement and Repair (FI&R); Fire Protection; Telecommunications Improvement and Repair; Irrigation Projects, Engineering and Supervision, Survey and Design, Safety of Dams; and, Dam Maintenance. Also, program subactivities have elements that include: minor improvement and repair; roof repair and replacement; portable classroom purchases; emergency repairs; demolition and reduction of excess space; environmental projects; comprehensive validation of projects; telecommunication improvement and repair; seismic safety; conceptual and final designs; deficiency verification analysis; and, emergency management systems.

Within the construction program, more than 50 percent of the buildings are over 30 years old and over 20 percent are 50 years old; 30 years is normally considered the useful life of a building. Numerous deficiencies such as health, safety, and access for persons with disabilities exist at many of these facilities. A majority of these aged structures require extensive repair or sometimes total replacement as they do not meet current program requirements or national standards and codes such as the Uniform Building Codes, National Fire Codes, and National Electrical Codes. There are also other deficiencies which involve the physical capability of meeting functional requirements of detention and administrative facilities and classroom modernizations consistent with education reform and the major technology elements to support computer and communications technology.

The most recent cost estimates indicate that over $1.0 billion would be required to improve and repair all existing Bureau facilities. The ability of the Bureau to achieve compliance with applicable Federal, State, and Tribal health safety, handicapped, and building code requirements will continue to pose a significant liability risk to the Federal Government unless adequate funding is provided to retard the deterioration rate to a steady state and reduce the backlog of needed repairs. For example, Bureau schools compared with other schools nationally are generally in poorer physical condition with more unsatisfactory environmental factors.

The Bureau's new re-engineering school planning, design and construction process will be used for five major FI&R projects and two replacement schools in FY 2000. The re-engineering process provides a method by which completed school projects can be delivered in half the time previously expended, thus cutting the planning, design and construction time from six or seven years to less than three years. The pilot projects have benefitted from the process and several have reduced their completion time to one third or one half the time required in the past. The end result provides the students in these schools with facilities that meet the needs of the education program in an environment conducive to learning.

This process strengthens the Bureau's ongoing initiatives and policy towards Tribal self-determination and self-governance and allows Tribes the opportunity to be in charge of their own construction projects. Although the process was developed for replacement construction projects that have already been funded, the process will also be used for Bureauwide repair and improvement projects where appropriate.

In FY 2001, the highlight of the Bureau's construction program is the requested increase of $167.3 million (or 126 percent over 2000 enacted) for the Bureau's education construction program. The 185 Indian schools managed by the Bureau comprise one of only two schools systems managed by the Federal Government. Many of these school facilities have serious health and safety deficiencies that pose a real threat to student learning. The existing backlog of education facility repairs needs is at $802 million. Within construction funding, up to $30.0 million may be used for an Indian school construction bonding program that will support Tribal participation in the President's School Construction Modernization Initiative. The President's Initiative would provide needy school districts and Tribes with the authority to issue bonds to lenders who could claim a tax credit for the life of the bond in lieu of interest. This financing mechanism would provide Indian schools with an additional tool to address the serious backlog. The requested $30.0 million would be invested and allocated to Tribes with schools on the top of the Bureau's repair and replacement priority lists. The Tribes would use this funding to pay back the principal on the school construction bonds.

As part of the *Presidential Initiative on Law Enforcement in Indian Country*, and the emphasis to utilize each dollar to its maximum potential, new detention centers on reservations are proposed for funding within the Department of Justice's (DOJ) appropriations. In FY 2000, the DOJ received $34.0 million for construction, modernization and repair of detention centers in Indian Country and is requesting the same level of funding in FY 2001.

The Bureau also continues to work on the validation and update of the existing Facilities and Construction Operations and Maintenance (FACCOM) inventory and deferred maintenance backlog databases. Updates are being completed in accordance with the new data formats defined in the new Facilities Management Information System (FMIS).

Of the approximately 400 high and significant hazard dams in the Department of the Interior, the Bureau is responsible for 117 per the Department's Technical Priority Ranking List (TPR). The hazard classification of "significant" shows the most realistic adverse impact on human life and on downstream development if a dam fails. The hazard is "significant" if the loss of life would be one to six persons or the economic loss appreciable (involving a rural area with notable agriculture or industry). The hazard is "high" if the loss of life would be more than six persons or the economic loss excessive (for example, involving extensive urban, industrial, or agricultural use or an outstanding natural resource). The average age of the dams in the Bureau's Safety of Dams program is about 70-75 years. The Bureau of Reclamation, the Departmental Dam Safety Coordinator responsible for advising the Secretary of the Interior on development and operation of the dam safety program has recommended that a funding level of $30 million be provided on an annual basis. This funding level would ensure timely progress on correcting the deficiencies of the Bureau dams. Insufficient resources exposes lives and property to greater risks.

As part of the Safe Visits to Public Lands initiative, the Bureau has developed a Five -Year Deferred Maintenance and Construction Plan. Each plan provides the projects of greatest need in priority

order with special focus first on critical health and safety. The Bureau has undertaken an intense effort in concert with the Field on development of the Plan.

For FY 2001, a total of $365,912,000 is requested for the Bureau's construction programs:

Bureau of Indian Affairs
FY 2001 Construction Request

(Dollars in thousands)

Category	Request
Education Construction	**300,499**
Replacement School Construction	126,149
School Bond Initiative	[30,000]
Employee Housing	3,112
Facilities Improvement & Repair (FI&R)	171,238
Public Safety and Justice	**5,541**
Facilities Improvement and Repair	1,401
Fire Safety Coordination	159
Fire Protection	3,981
Resources Management	**50,645**
Irrigation Project: Navajo Indian Irrigation Project	25,381
Engineering and Supervision	2,003
Survey and Design	309
Safety of Dams	20,961
Dam Maintenance	1,991
General Administration	**9,227**
Telecommunications Improvement & Repair	913
Non-Education F I&R	1,258
Construction Program Management	7,056
Total FY 2001 Request	**365,912**

ANALYSIS OF BUDGETARY RESOURCES BY ACTIVITY
(Dollar Amounts in Thousands)

Account: Construction (14-2301-0-1-452)

Activity	1999 Actual	2000 Estimate	2001 Estimate
1. Education Construction			
BA available for obligation:			
Appropriation	60,400	133,199	300,499
Unobligated balance, start of year	36,623	33,777	44,122
Total BA available	97,023	166,976	344,621
Less obligations	(63,246)	(122,854)	(282,189)
Unobligated Balance End of Year	**33,777**	**44,122**	**62,432**
(FTE-Direct)	*(23)*	*(258)*	*(268)*
2. Public Safety and Justice			
BA available for obligation:	.....	.....	.....
Appropriation	5,550	5,537	5,541
Unobligated balance, start of year	4,288	3,459	625
Total BA available	9,838	8,996	6,166
Less obligations	(6,379)	(8,371)	(5,766)
Unobligated Balance End of Year	**3,459**	**625**	**400**
(FTE-Direct)	*(3)*	*(3)*	*(3)*
3. Resources Management Construction			
BA available for obligation:			
Appropriation	49,620	50,573	50,645
Unobligated balance, start of year	19,748	24,319	18,033
Reprogramming to Tribal Government Construction for Self-Governance Compacts	(6,605)	.....	.....
Total BA available	62,763	74,892	68,678
Less obligations	(38,444)	(56,859)	(55,748)
Unobligated Balance End of Year	**24,319**	**18,033**	**12,930**
(FTE-Direct)	*(50)*	*(50)*	*(50)*
4. General Administration			
BA available for obligation:			
Appropriation	7,851	8,095	9,227
Unobligated balance, start of year	5,471	931	0
Total BA available	13,322	9,026	9,227
Less obligations	(12,391)	(9,026)	(9,227)
Unobligated Balance End of Year	**931**	**0**	**0**
(FTE-Direct)	*(74)*	*(74)*	*(84)*
5. Tribal Government Construction			
BA available for obligation:	.....	.....	.....
Appropriation	.....	.....	.....
Unobligated balance, start of year	.....	.....	.....
Reprogramming to Tribal Government Construction for Self-Governance Compacts	6,605	.....	.....
Total BA available	6,605	.....	.....
Less obligations	(6,605)	.....	.....
Unobligated Balance End of Year	.....	.....	.....

ANALYSIS OF BUDGETARY RESOURCES BY ACTIVITY
(Dollar Amounts in Thousands)

Account: Construction (14-2301-0-1-452)

Activity	1999 Actual	2000 Estimate	2001 Estimate
6. Emergency Response			
BA available for obligation:			
Unobligated balance, start of year	2,721	1,529	
Total BA available	2,721	1,529	
Less obligations	(1,192)	(1,529)	
Unobligated Balance End of Year	1,529	0	0
7. Reimbursable Program			
Spending Authority from Offsetting Collections	18,087	9,000	8,000
Unobligated Balance End of Year		8,439	10,000
Total BA Available		17,439	18,000
Reimbursable Obligations	(9,648)	(7,439)	(6,000)
Unobligated Balance End of Year	8,439	10,000	12,000
(FTE-Reimbursable Programs)	*(42)*	*(42)*	*(42)*
Account Totals			
BA available for obligation:			
Appropriation	123,421	197,404	365,912
Unobligated balance, start-of-year	68,851	72,454	72,780
Spending Authority from Offsetting Collections	18,087	9,000	8,000
Total BA available	**210,359**	**278,858**	**446,692**
Less direct obligations	(128,257)	(198,639)	(352,930)
Reimbursable Obligations	(9,648)	(7,439)	(6,000)
Total Obligations	(137,905)	(206,078)	(358,930)
Unobligated Balance End of Year	**72,454**	**72,780**	**87,762**
(FTE- Direct)	*(150)*	*(385)*	*(405)*
(FTE- Reimbursable Program)	*(42)*	*(42)*	*(42)*
(FTE-ALLOCATION From Federal Highway Administration)	*(605)*	*(605)*	*(605)*

Activity: Construction
Subactivity: Education

Program Element		2000 Enacted To Date	Uncontrollable and One-time Changes	Program Changes	2001 Budget Request	Change From 2000
Replacement School Construction	$(000)	62,859	0	63,290	126,149	63,290
[School Bond Initiative]	$(000)	0	0	[30,000]	[30,000]	[30,000]
	FTE	*0*		*0*	*0*	*0*
Employee Housing	$(000)	2,507	12	593	3,112	605
	FTE	*8*	*0*	*0*	*8*	*0*
Facilities Improvement and Repair	$(000)	67,833	383	103,022	171,238	103,405
	FTE	*250*	*0*	*10*	*260*	*10*
Total Requirements	$(000)	133,199	395	166,905	300,499	167,300
	FTE	*258*	*0*	*10*	*268*	*10*

Overview: The objective of the Education Construction program is to provide safe, functional, economical, and energy efficient educational facilities for the over 50,000 Indian students attending (for School Year 2000-2001) 185 Bureau-owned or funded schools in eligible Indian communities. These educational facilities are operated directly either by the Bureau, Tribes, or Tribal organizations.

The major activities associated with the Education Construction program are as follows:

- The Replacement School Construction program provides for the replacement of total or major portions of existing facilities in those instances where rehabilitation, upgrade, or repair of the existing facilities is not feasible because of student capacity needs, required functional changes, and costs.

- Within the Replacement School Construction program, the Advance Planning and Design program provides architectural and engineering services, including value engineering, for replacement schools and major renovation work.

- The Employee Housing program provides repairs for approximately 3,700 housing units in remote locations for employees and their families.

- The Facilities Improvement and Repair (FI&R) program is focused on eliminating critical health and safety hazards in Bureau education facilities. The base programs include: major repair and improvement project construction; advance planning and design of FI&R projects; maintenance roof repair and replacement; portable classroom acquisition and placement; backlog validation; minor improvement and repairs; environmental projects; and, demolition and reduction of excess space.

Replacement School Construction

The Replacement School Construction program constructs and equips facilities for the more than 50,000 Indian students that attend 185 Bureau-owned schools. In January, 2000, the Bureau published the new Education Facilities Replacement Construction Priority List which includes the three remaining uncompleted schools on the old priority list published in 1993 and 10 new schools. The List is as follows:

Ranking	School	State
1	Tuba City Boarding School*	Arizona
2	Second Mesa Day School*	Arizona
3	Zia Day School*	New Mexico
4	Baca Thoreau (Dlo'ay Azhi) Consolidated Community School	New Mexico
5	Lummi Tribal School	Washington
6	Wingate Elementary School	New Mexico
7	Polacca Day School	Arizona
8	Holbrook Dormitory	Arizona
9	Santa Fe Indian School	New Mexico
10	Ojibwa Indian School	North Dakota
11	Conehatta Elementary School	Mississippi
12	Paschal Sherman Indian School	Washington
13	Kayenta Boarding School	Arizona

*Schools remaining from the old priority list.

The Priority List was a culmination of efforts which began in 1998, when a committee of Bureau and Tribal representatives was formed to review the replacement school priority setting guidelines. The committee held six consultation meetings over a two month period. In January, 1999, the application guidelines were completed and published in the *Federal Register* in March, 1999. This was then followed by a call for applications in March, 1999, with the deadline for submission of applications in July, 1999. During this period, training was provided to potential applicants (i.e., Tribes and Tribal school boards) to assist them in submitting an application. After the application period closed, a 12-member Replacement School Evaluation Committee, comprised of officials from the Bureau, Tribes, Department of Education, and Department of Defense, reviewed 105 applications and ranked 96 applications. These efforts resulted in the current Priority List, which as previously stated, included three schools remaining to be funded for construction from the old list.

The old priority list consisted of 16 schools approved by the Congress in FY 1993. Of the 16 schools, 13 have been funded through the construction phase. Of the 13 funded schools, 7 are completed and occupied, 3 are in the construction phase and expected to be completed in the second quarter of FY 2001, and the remaining 3 are scheduled to begin construction by the third quarter of FY 2000. Construction of three schools from the old priority list will begin in FY 2000 — Seba Dakai School (Arizona), Shiprock Alternative School (New Mexico), and Fond du Lac Ojibway

School (Minnesota). The Appropriations Committees have recommended that the Bureau develop a mechanism for using non-Federal sources to fund education facilities replacement construction projects. In recognition of that request, Tribes were given an opportunity to express their interest in providing a "cost share" toward the construction of replacement education facilities during the 1999 process for ranking replacement school construction projects. Cost sharing would be an alternative to full Federal funding and could enable projects. Cost sharing would be an alternative to full Federal funding and could enable a Tribe to receive a Congressional appropriation earlier than it might expect based solely on its ranking on the new Education Facilities Replacement Construction Priority List as of FY 2000.

The new priority ranking list includes two schools which have committed to the cost share concept –Santa Fe Indian School and Conehatta Elementary School. Although no advantage was given in the priority ranking process to any Tribe that indicated it would share in the costs for a replacement school construction project, the Congress may choose to appropriate construction funding more quickly if a Tribe is willing to cost share.

Program Description ($61,769,000; FTE 2): Construction of the Seba Dalkai Boarding School, Shiprock Alternative School and Fond du Lac Ojibway School are scheduled to start in the third quarter of FY 2000. The three schools are scheduled to be completed late in calendar year 2001. All three schools will be accomplished through the use of *Public Law 93-638* contracting authority with their respective school board and/or Tribe.

For reference purposes, the following table denotes the status of each school project on the old (1993) priority list:

Status of 1993 Replacement School Construction Priority List as of January 2000

PROJECT	STATUS
1. Pinon Community School Dorms	Funded. Construction is complete via a *Public Law* 93-638 contract. Dorm and quarters are occupied.
2. Eastern Cheyenne River Consolidated School	Funded. Construction is complete; school is occupied.
3. Rock Point Community School	Funded. Construction is complete; school is occupied.
4. Many Farms High School	Funded. Design complete, a *Public Law 93-638* contract was awarded to the Navajo Nation for construction (beginning in July, 1998). Construction is 15% complete.
5. Tucker Day School	Funded. Construction is complete; school is occupied.
6. Shoshone Bannock School	Funded. Construction is complete; school is occupied.
7. Standing Pine Day School	Funded. Construction is completed; school is occupied.
8. Chief Leschi School	Funded. Construction is completed; school is occupied.
9. Seba Dalkai School	Planning is complete; design scheduled for completion in March, 2000; construction scheduled to start in the 3rd quarter of FY 2000.
10. Sac & Fox Settlement School	Planning is complete; design is 100 percent complete. Construction scheduled to be completed in the 2nd quarter of FY 2001.

PROJECT	STATUS
11. Pyramid Lake High School	Planning is complete; design is complete. Construction scheduled to be completed in the 2nd quarter of FY 2001.
12. Shiprock Alternative School	Planning is complete; design is complete. Construction scheduled to start in 3rd quarter of FY 2000.
13. Tuba City Boarding School*	Planning scheduled to be completed in 2nd quarter of FY 2000; design scheduled to be completed in the 1st quarter of FY 2001.
14. Fond du Lac Ojibway School	Planning is complete; design is scheduled for completion in 2nd quarter of FY 2000; construction scheduled to start in 3rd quarter of FY 2000.
15. Second Mesa Day School*	Planning is complete; design is 20% complete.
16. Zia Day School*	Planning is complete; design scheduled to be completed in the 3rd quarter of FY 2000.

*These three schools are included in the new School Replacement Priority List.

Advance Planning and Design

Program Description ($1,090,000): In FY 2000, funds for advance planning and design will be used to provide needed preliminary planning information, design specifications, user requirements, and the associated project working drawings and specifications for construction. Project planning and design needs to be completed in advance of construction funding so that program and funding decisions can be properly made in advance of construction. These funds are also required for other design-related activities, such as value engineering, feasibility studies, facility condition investigations, environmental assessments, preparation, development, and distribution of design and procedural manuals, technical reference material on construction costs, and other documents necessary to provide for a comprehensive and efficient construction program.

Planning and partial design will be provided on the Baca/Thoreau (Dlo'ay Azhi) Consolidated Community School, the Lummi Tribal School, and Wingate Elementary School which are the next priorities on the new Education Facilities Replacement Construction Priority List.

Employee Housing

The Bureau currently has over five million square feet of employee housing and estimates a total of $6.0 million in receipts for FY 2000. This equates to approximately $1.20 per square foot to offset costs of operation and maintenance.

The program focuses on projects that abate life threatening deficiencies in employee housing that are beyond the scope of normal maintenance. It also focuses on projects that include improvements to units to prevent occurrences of future deficiencies. For example, program funds are utilized to upgrade existing systems to prevent electrical shock, fire, explosions, carbon monoxide poisoning, asphyxiation, dysentery and disease. Upgrades to egress and electrical warning systems ensure the safe and timely exit of occupants when danger exists. Other improvements under the program include the upgrade of sanitary facilities to prevent the occurrence and spread of disease. Structural repairs prevent falls and collapse of support systems like floors, steps and decks.

Condition surveys will continually update deferred maintenance backlog deficiency listings which are used to prioritize all abatement, improvement and replacement projects. In addition, under the program, environmental inspections and assessments will address critical occurrences of lead-based paint that may endanger a child and assess the potential risk of unregulated heating fuel tanks to potable water aquifers.

Program Description ($2,507,000: FTE 8): Following is the planned distribution of funds for repair and maintenance projects in FY 2000:

Project Category	Components	# Units	Estimates
Upgrade Electrical System	Detectors, GFCI, Circuits, Service	267	$ 439,904
Upgrade Heating Systems	Boilers, Furnaces	95	$ 235,312
Upgrade Plumbing Systems	Water Heaters, Piping	48	$ 231,404
Upgrade Sewer Systems	Clean outs, Piping	45	$ 229,950
Upgrade Gas Lines	Piping, Cathodic Protection	53	$ 95,888
Replace/Repair Roof Systems	Decking, Roofing, Bracing, Soffits	178	$ 429,906
Upgrade Egress Systems	Windows, Walls, Doors	179	$ 158,147
Abate Hazards	Asbestos, Lead, Radon,Tanks, Trips	93	$ 148,149
Structural Repairs	Steps, Floors, Walls Roofs	79	$ 63,623
Upgrade Bathrooms	Sinks, Bowls, Tubs, Plumbing	49	$ 234,494
Condition Surveys	Inspections & Environmental Assessments	5 locations	$ 240,223
Total		**1,086**	**$2,507,000**

Facilities Improvement and Repairs

Facilities Improvement and Repair (FI&R) ($67,833,000; FTE 250): The Bureau's FI&R program manages approximately 17.6 million square feet of space encompassing 2,099 buildings. The FI&R program is focused towards eliminating critical health and safety hazards in Bureau education facilities. The estimated backlog of education repair needs, excluding quarters as of January, 2000, totals approximately $802 million. The FI&R program seeks to maximize the use of existing educational facilities and reduce costs of repair, operation, and maintenance by repairing, rehabilitating or replacing educational facilities in lieu of complete new construction. This is accomplished when economically justified, including renovation, improvement, demolition and addition of facilities.

Funds appropriated in FY 2000 will be used to improve, repair, renovate, and demolish highest priority items in the backlog of deficiencies to provide safe, functional, economical, and energy efficient facilities in support of education. Approximately 80 percent of all projects funded in FY 2000 will be accomplished under the authority of *Public Law 93-638,* as amended, *Public Law 100-297,* or *Public Law 103-413*, Title IV. Planned repair projects include major repair work at 12

school facilities. This will allow the Bureau to achieve the FY 2000 Annual Performance goal to reduce unsafe conditions at 12 of the 185 education facility locations.

Education Facilities Maintenance ($27,822,000): Funds provided will be used for facilities maintenance costs at 185 elementary and secondary schools and 2 post secondary institutions. These school facilities include 2,219 buildings, (excluding quarters) consisting of 18.4 million square feet, which includes approximately 120 new facilities or 793,711 square feet which will be added in FY 2000. This space is made of either expanded or new space acquired such as schools, portable classrooms, administrative buildings, storage, etc.

In FY 2000, Education Facilities Maintenance program was transferred from the budget activity, Other Recurring Programs, to Construction, Education program in accordance with authority provided in a Secretarial Order. The Education Facilities Operations program will continue to be funded under Other Recurring Programs, Education. The Facilities Maintenance program provides necessary facilities maintenance for all Bureau-funded schools. Utility systems and services associated with site functions are included in the program. Space maintained includes: academic facilities, dormitories, administrative offices, food services, transportation, fire stations, and recreation facilities. Utility systems maintained include: base telecommunications equipment, wells, water treatment plants, sewer treatment plants, central heating plants, and electrical power distribution systems.

Major Facilities Improvement and Repair (FI&R) ($12,113,000): A list and summary description of the highest ranked major FI&R projects to be awarded in FY 2000 follows:

Project	Project No.
Choctaw Central High School, Philadelphia, MS	96S01
Jicarilla Dormitory, Dulce, NM	98M06
Sanostee School, Shiprock, NM	97N09
Hunters Point Boarding School, Hunters Point, AZ	97N10
Many Farms High School, Many Farms, AZ[20]	97N13
Carter Seminary, Ardmore, OK	98G07
Santa Fe Indian School, Santa Fe, NM	98M01
Southwestern Indian Polytechnic Institute, NM	98L01
Turtle Mountain High School - Phase II, ND	94A07
Muckleshoot Tribal School, WA	96P06
Chitimacha Day School, LA	97S07
Cheyenne-Eagle Butte School, SD	96A02

[20]Funds were provided for construction of a new school, however, the funds did not cover the cost of gas line replacement. The school is included on the list to ensure that this safety concern can be eliminated in FY 2000.

Choctaw Central High School, Philadelphia, MS, 96S01: The existing sewer treatment facility and related equipment has been replaced by the Mississippi Band of Choctaw Indians. Funds provided in FY 2000 will be used to purchase additional equipment and to complete the cleanup work at the treatment facility. The facility was working beyond full capacity and did not meet the requirements of the Environmental Protection Agency (EPA) or the standards of the Indian Health Service. This project will provide for the purchase of a sludge belt conveyor drying system and related equipment, an EPA requirement to allow the full and safe use of the new sewer facility. Final removal of old effluent storage tanks, standpipes, and landfill of the old project site is also required by the EPA to protect the grounds, groundwater, and the inhabitants.

Jicarilla Dormitory, Dulce, NM, 98M06: A dormitory to house 75 students attending the Dulce Public School system will be constructed to replace the 40 year old facility currently being occupied by the students. It is economically unfeasible to renovate the old structure to meet the life/safety code and requirements for handicapped students. In addition, plumbing and heating systems are old and unreliable and the electrical distribution system does not provide sufficient capacity for modern appliances to be operated in the rooms. Because there is an urgent need to replace the dormitory, the FI&R program will be used to fund this facility. This project will allow the current dormitory standards (25 CFR 36) to be met.

Sanostee School, Shiprock, NM, 97N09: This project will provide for the safe relocation of the liquid propane storage tank yard closer to the school campus. Two new 2,000 gallon liquid propane storage tanks will be installed, the yard will be fenced, and 200 linear feet of gas main will be replaced to provide more efficient and less costly service to the school. The present storage tanks and equipment are 32 years old and no longer meet Federal and State safety standards or those required by the Navajo Tribal Utility Authority (NTUA).

Hunters Point Boarding School, Hunters Point, AZ, 97N10: The existing steel pipe gas system at this location is 40 years old, has leaks, and is without any cathodic protection. Other unsafe conditions exist, such as building meter sets located too close to electrical service entrances, window and door openings, and combustion air duct openings. Second stage regulators are over 12 years old--manufacturers recommend replacement after 10-12 years of use. This project will replace approximately 2,000 linear feet of natural gas line and correct the safety issues. The Navajo Tribal Utility Authority (NTUA) will design and construct the new system to meet all applicable codes and take over the operation and maintenance of the new gas system up to the building meter. The NTUA will provide right-of-way agreements, legal surveys, and maps for the new gas lines for the Bureau's review and approval.

Many Farms High School, Many Farms, AZ 97N13: This project will replace the natural gas line (not a component of the new school construction). The steel pipe gas system is 31 years old and has had numerous gas leaks and is without cathodic protection. Unsafe conditions exist such as building meter sets at all boiler rooms are located too close to existing combustion air duct openings and subject to gas leakage into the boiler room. Regulators at all school buildings are over 12 years old--manufacturers recommend replacement after 10-12 years of use. This project will replace approximately 5,000 linear feet of gas line and correct the above safety issues. As with the Hunters Point Boarding School, ownership of the system will be transferred to the NTUA upon completion of repairs.

Carter Seminary, Ardmore, OK, 98G07: This project will provide for the renovation of office building number 604, dormitory building number 622, and the multi-purpose building number 627. Planned work includes: construction of ramps, replacement of doors and door frames, replacement of hallway finishes, replacement of lighting system, and installation of fire sprinkler systems. The renovations will also provide for handicapped accessibility.

Santa Fe Indian School, NM, 98M01: This project will provide for the replacement of school building number 302 (19,600 square feet) to provide a safe, functional, handicapped accessible, and energy efficient science and technology classroom space for the students. Continued repairs to this 100 year old building have proven economically infeasible to upgrade to meet current building, mechanical, and energy codes and education program needs. The old building will be transferred to the Santa Fe Indian School Corporation.

Southwestern Indian Polytechnic Institute, Albuquerque, NM , 98L01: Dormitory buildings numbers 113 and 114 will be retrofitted with fire protective sprinkler systems and lighting systems to meet health and safety codes and energy efficiency standards. Asbestos flooring will be removed in both buildings.

Kitchen building number 109 will be upgraded with an energy efficient lighting system and a new suspended ceiling to improve the lighting conditions in the work space. Most kitchen equipment, which is 25 years old and unsafe, will be replaced. This new equipment will be used for class instruction as well as meal preparation for the students attending the school. A boiler room which has outlived its usefulness will also be replaced.

Buildings numbers 101, 109, 113, and 114 have transparent plastic windows that will be replaced in order to meet the current fire codes.

Turtle Mountain High School Phase II, Belcourt, ND, 94A07: Safety and health improvements will be made throughout the entire secondary day school, Building Number 18, and parking lots. Handicapped parking areas will be marked and new pavement and/or concrete installed in the parking area to provide a safe surface. A concrete walkway will be installed from the parking lot to the main entrance door; curbs will be modified to provide access. The decorative concrete under the overhang will be removed to install a handicapped walk. Handrails and landings will be installed from the curb to the main entrance doors. Since the gymnasium is below grade and has no handicapped accessibility, a new 300 foot covered ramp will be installed from the parking area to the gymnasium. New doors will be installed in the basement wall of the gymnasium.

The school building's boys and girls locker rooms, and all restrooms will be remodeled to allow accessibility for the handicapped. New urinals, including additional stalls, lavatories, toilets, mirrors, soap and towel dispensers, and electric hand dryers will be installed. Doors will also be widened so they will require no more than five pounds of force to open. The handicapped showers cannot have more than ½-inch threshold at the entrance.

In the carpenter, small engine, and welding shop, the existing drinking fountains will be removed and new handicapped drinking fountains installed. Elevators requiring key controls will be changed to push/pull buttons and labeled so they can be read by the blind. In the special education room, installation of stove and sink counter tops will be installed. Also showerheads

and controls will be changed. In the home economics room, the counter top, stove, and a new front loading washer will be installed. Tray slide and serving table will be provided in the kitchen. Electrical outlets will be installed in the chemistry lab as well to the tables in the lab.

Muckleshoot Tribal School, Auburn, WA, 96P06: Elementary Day School building number 101T is presently in violation of several life safety codes and does not meet the standards for accessibility by the handicapped. Planned improvements include: better exit signs; installation of fire rated doors; installation of sprinkler in janitor's closets will be completed; retrofitting of hallways to provide better fire protection; construction of a fire safe enclosure to store chemicals and paint; installation of ramps; replacement of restroom fixtures; increased door widths; and, improvements to the locker room area. In addition, a new natural gas line will be installed to provide service to the elementary building.

Classroom building 104T will be renovated to meet life safety code requirements by changing the door and door frames and providing proper exit signs in all the rooms. This would enable the school to meet the hourly fire code ratings.

Chitimacha Day School, Jeanette, LA, 97S07: In the Elementary Day School, Building 905, four new classrooms will be constructed to meet additional school requirements. A 60 percent increase in student population in the last 3 years resulted in serious overcrowding in classrooms which present serious health and safety risks.

Cheyenne-Eagle Butte School, Eagle Butte, SD, 96A02: The secondary school, Building 2006, requires improvements throughout the building to provide accessibility for the handicapped. New handicapped toilets, urinals, lavatories, mirrors, towel and soap dispensers need to be installed in the elementary, middle, and high schools. The toilet stalls are approximately 20 years old and have exceeded their life expectancy. An elevator is required in the middle school to move the students between three floors.

Portable Classroom Buildings Phase VII, 99K01 ($2,000,000): The condition of numerous education buildings that require repair are such that alternative space must be provided while awaiting funding or actual construction gets underway to correct deficiencies at specific locations. There are also locations where the student population growth has resulted in the overcrowding of facilities. Some of the existing classrooms contain unsafe or unhealthy conditions such as poor air quality (sick building syndrome), structural problems, unreliable heating or air conditioning systems, leaking or otherwise non-functional plumbing fixtures, sewer and waterlines, and/or inadequate electrical systems necessary to meet today and tomorrow's modern technological needs. Students and staff will benefit by being relocated into safe, sanitary, modern and functional classroom space.

Since FY 1993, portable buildings have been utilized as temporary solutions while permanent measures are planned and funded. To date, the Bureau has a total of 472 portable classrooms (20 percent of total education buildings), covering 617,492 square feet. The Bureau proposes to continue this program as an interim method to address the need for additional classroom capacity and safe classroom space. This effort will provide additional temporary classroom space at selected locations where currently approved programs are considered unhoused because of sub-standard facilities; these locations are identified through an application process. Applications are rated and ranked on a needs basis and a priority list is developed to determine the school location and number of class-

rooms to be provided. These facilities are to be portable and readily transportable and will be moved as needs shift among locations. The portables will remain the property of the Federal Government.

Approximately 33 portable classrooms will be provided at 9 schools located in remote areas throughout the Nation, including New Mexico, South Dakota, Arizona, Minnesota, and Wisconsin. Addressing the need for space through the procurement of portable buildings will enable the Bureau to be compliant with the President's Executive Order No. 13045, which established the policy to protect children from environmental health and safety risks. The following is a list of the highest ranked portable classrooms to be provided in FY 2000 to the various locations identified below:

Location	No. of Classroom Buildings
Menominee Tribal School, WI	4
Chuska Boarding School, MN	5
American Horse School, SD	5
Jemez Day School, NM	3
Hopi Junior High School, AZ	2
Tse'ii'ahi' Community School, NM	4
Cheyenne Eagle Butte School, SD	3
Canoncito Community School, NM	5
Torreon Day School, NM	2
Total	**33**

Roof Repair/Replacement Description ($3,600,000): Program funds will be used to address and reduce the backlog of roofing deficiencies in various Bureau education facilities. Buildings must be re-roofed on a periodic basis to prevent moisture (rain and snow) from getting into the buildings. Leaks in roofs can cause structural damage to building roof support members which could result in roof failure and subsequent injury to building occupants. Insulation above ceilings or directly under the roof membrane can become wet and result in a growth of mold and mildew resulting in poor air quality, or "sick building syndrome", affecting the health of occupants. Wet insulation also contributes to lowering the insulation value which in turn could cause energy costs to increase. Providing roofing repairs and replacement will allow the Bureau to protect its capital investments and allow education program functions to continue uninterrupted. Projects are placed in priority order to arrest deterioration, protect Government property and prevent adverse effects on the programs housed in these facilities. Design activity was completed in FY 1999 for these projects. The cost for roof repair and/or replacement varies from $6 to $12 per square foot of roofing. Factors such as location, size, existing condition, and roof material types affect costs of roof repairs and/or replacement. The following is a list of roofing projects currently planned for FY 2000:

School	Building Number(s)
Crownpoint Community School, Crownpoint, AZ.	3010,3009
San Simon School, San Simon, AZ	622,628

School	Building Number(s)
Santa Rosa School, Santa Rosa, AZ	423
Haskell Indian Nations University, Lawrence, KS	53
Tiospa Zina School, Agency Village, SD	900000C
Isleta Elementary School, Isleta, NM	558
Jemez Day School, Jemez, NM	801
San Ildefonso Day School, San Ildefonso, NM	702
Tesuque Day School, Tesuque, NM	960
Taos Day School, Taos, NM	797, 802
Blackfeet Dormitory, Browning, MT	243
Chitimacha Day School, Jeanerette, LA	905
Bug-O-Nay-Ge-Shig School, Cass Lake, MN	20
Yakima Tribal School, Toppenish, WA	1T
Chuska School, Tohatchi, NM	229, 230, 231
Sherman Indian School, Riverside, CA	6,7
Cheyenne Eagle Butte School, Eagle Butte, SD	2002
Choctaw Central High School, Philadelphia, MS	269, 233
Menominee Tribal School Building, Neopit, WI	2
Cottonwood Day School, Cottonwood, AZ	608, 609, 612
Salt River Day School, Scottsdale, AZ	T1, T2

Inventory and Backlog Validation ($733,000): In FY 2000, the Office of Facilities Management and Construction (OFMC) that includes the Education Construction component will be continuing a multi-phased inventory and backlog validation project. The validation efforts need to be completed in coordination with the design of the Facility Management Information System (FMIS) as described under the General Administration Construction section.

Minor Improvement and Repair (MI&R) Description ($8,343,000): The MI&R program is used primarily to correct priority safety deficiencies, beginning with critical safety work items (S-1). The priority order for correcting deficiencies in the MI&R program are as follows:

1) critical health and safety work items (S-1)
2) mechanical, electrical, and utility
3) other required backlog items to meet local priorities

Work will be accomplished Bureauwide by each location where feasible. These funds are for work items not normally encountered in the Operations and Maintenance program, such as replacement of boiler systems, installation of handicapped fixtures and equipment, and renovation of utility systems. Due to time constraints for immediate correction, these critical health and safety items cannot

await funding within a designed project under the FI&R program. The deterioration of Bureau facilities has created a significant backlog of serious life/safety deficiencies to such a degree that it is shifting the role of the MI&R program into a resource for emergency funding.

As an ongoing effort to maximize the use of existing educational facilities and continue to correct and reduce the critical health and safety hazards in Bureau educational facilities, funds will be allocated to 10 Regions for addressing critical safety work items. The correction of items will allow the Bureau to be in compliance with the American with Disabilities Act requirements, Environmental Protection Agency statutory requirements, Uniform Federal Accessibility Standards, and other life safety code requirements, thus minimizing the Bureau's exposure to litigation. The following is a list of planned fund distribution by Region.

Region/School	Total
Great Plains	700,000
Southwest	1,300,759
Southern Plains	500,000
Rocky Mountain	314,138
Education: Haskell	946,759
Midwest	798,308
Eastern Oklahoma	500,000
Navajo	1,606,661
Western	779,321
Northwest	238,640
Eastern	658,414
Total	**8,343,000**

It is important to note that for FI&R projects and Demolition and Reduction of Excess Space projects in all activities, funds are used to address the most immediate repair needs and that funds are shifted between projects as the priority need arises each year.

Environmental Projects/Assessments/Inspections/Abatement ($7,000,000): These funds will be used to address critical environmental issues affecting educational facilities, allowing the Bureau to continue to address dangerous environmental hazards and come into compliance with environmental regulations at Bureau facilities. In recent years, the Bureau has been plagued with numerous environmental hazards such as school children being exposed to polychlorinated biphenyls (PCB) from lights ballasts, friable asbestos, and other toxic substances. In addition the Environmental Protection Agency (EPA) has sued the Bureau for failure to meet underground storage tank regulations. To protect those who use its buildings and to avoid using scarce dollars to pay penalities to EPA, the Bureau has increased its emphasis on this program to remove these toxins from its buildings and otherwise comply with environmental regulations.

In FY 2000, the Bureau will perform the required asbestos re-inspections of schools under the Asbestos Hazard Emergency Response Act (AHERA), conduct necessary asbestos abatements, continue underground storage tank (UST) remediations for sites where USTs were removed to meet

the EPA's 1998 UST closure deadline, upgrade or replace above ground storage tanks and develope spill prevention plans, conduct lead-based paint abatement projects, and perform water and waste water treatment system upgrades. Other efforts required include: replacing PCB containing fluorescent light ballasts that are in critical danger of leaking PCBs into the occupied spaces of educational buildings; removing other hazardous wastes; and, performing other required environmental compliance or remediation projects. In addition, the funds will be used for required environmental corrective actions at educational facilities that are identified by the Bureau's environmental auditing program. Under the Bureau's auditing program, the Bureau will audit 24 percent of its facilities in FY 2000. All of these projects are either required by EPA statute or regulation or are necessary to protect the health of school children, educational employees, and visitors to educational facilities. The following are the planned environmental projects for FY 2000:

Project	Nature of Work	Cost
Great Plains Region	Conduct 3 year AHERA re-inspections of schools	80,000
Bureauwide	Conduct 3 year AHERA re-inspections of schools in 3 Regions' jurisdictions	220,000
Polacca School, Polacca, AZ	Asbestos and lead-based paint abatement projects, including asbestos abatement	25,000
Hopi Day School, Kykotsmovi, AZ	Asbestos and lead-based paint abatement projects, including asbestos abatement	15,000
Keams Canyon Boarding School, Keams Canyon, AZ	Asbestos and lead-based paint abatement projects, including asbestos abatement	20,000
Santa Rosa Boarding School, Sells, AZ	Asbestos and lead-based paint abatement projects, including lead based paint survey	25,000
Nationwide	Other asbestos and lead projects to be identified	315,000
Mandaree Day School, Mandaree, ND	Replacement of high-priority leaking PCB flourescent light ballasts	39,000
Rosebud Dormitories School, Mission, SD	Replacement of high-priority leaking PCB flourescent light ballasts	9,500
Rock Creek Day School, HeDog, SD	Replacement of high-priority leaking PCB flourescent light ballasts	6,100
Mission Dormitory, Mission, SD	Replacement of high-priority leaking PCB flourescent light ballasts	21,300
Marty Indian School, Marty, SD	Replacement of high-priority leaking PCB flourescent light ballasts	11,000
	Petroleum and lead remediation	300,000
Rock Creek Day School, HeDog, SD	Replacement of high-priority leaking PCB flourescent light ballasts	10,800
Turtle Mountain Elementary School, Belcourt, ND	Replacement of high-priority leaking PCB flourescent light ballasts	39,300
Lower Brule Day School, Lower Brule, SD	Replacement of high-priority leaking PCB flourescent light ballasts	11,000
Sherman Indian High School, Riverside, CA	Remove and Replace PCB Contaminated Transformers	200,000

Project	Nature of Work	Cost
I'iis Nazba Community School, Teecnospos, AZ	Replace 5 heating oil USTs	150,000
Richfield Dormitory, Richfield, UT	Replace 2 heating oil USTs	70,000
Dibe Yazhi Habitiin Olta, Inc., Crownpoint, NM	Replace 1 heating oil UST	35,000
Hunters Point Boarding School, St. Michaels, AZ	Remove 1 heating oil UST	10,000
Seba Dalkai Boarding School, Winslow, AZ	Replace 3 heating oil USTs	75,000
Navajo Region	Other Navajo Region heating oil USTs to be identified	100,000
Navajo Region	Corrective actions required at educational facilities under Consent Agreement with EPA and identified by audits conducted in the Navajo Region in FY 1999.	1,100,000
Nationwide	AHERA training for Facility staff	35,000
Nationwide	Corrective actions at educational facilities under the Bureau environmental auditing program	3,250,000
Nationwide	Other environmental projects identified under the facilities database for water and waste water upgrade projects, hazardous waste removal, emergency response actions, and petroleum and lead remediation.	827,000
Total		**7,000,000**

Advance Planning And Design ($3,200,000): Funds will be used for architect and engineering services for planning and design of the FI&R projects included in the Department's Five-Year Deferred Maintenance and Construction Plan. Funding will be used to plan and design projects for which design has not been completed, begin design work on projects to receive construction funding in 2001, and planning work on projects to receive construction funding in FY 2002. Planning funds are used to establish and define the scope of each project that will be designed (drawings and specifications). Design funds are used to prepare the drawing and specifications for competitive procurement. Approximately 80 percent of the planning and design work will be accomplished by Indian Self Determination contractors and Tribally controlled school grantees. Planning and design work will be accomplished for the following projects:

- Hopi High School, AZ
- Tiospa Zina Tribal School, SD
- Ojo Encino Day School, NM
- La Courte Oreilles Ojibwa School, WI
- Flagstaff dormitory, AZ
- Dilcon Boarding School, AZ
- Aneth Community School, UT
- Navajo Preparatory School, NM

Emergency Repair ($1,522,000): This is the only Bureau program that has funds available for immediate repair/correction of deficiencies that meet emergency criteria. Emergency repair and correction of deficiencies prevent exposure to injury and allow continuation of daily program operations. Examples of emergency repair include: repair or replacement of mechanical and utility system components; correction of immediately hazardous safety conditions; damage caused by fire; acts of nature (i.e., tornadoes, floods, snow, ice, lightening); and, vandalism.

In FY 2000, funding will be provided to Bureau programs on an as-needed basis in the event of unforeseen circumstances. Emergency repair needs result from the occurrence of unforeseen deficiencies which require immediate corrective action to allow the continued day-to-day operation of programs. The projects are completed through Bureau force account or emergency contracts. Examples of emergency repair include repair or replacement of mechanical and utility system components, correction of immediately hazardous safety conditions, and fire damage caused by tornadoes, floods, snow, ice, lightening and vandalism.

Demolition/Reduction of Excess Space ($1,500,000): This program develops, plans, and executes the demolition or transfer of space no longer needed for education programs. These facilities have been determined excess to program needs and are not economically feasible for renovation to an acceptable level of life/safety code compliance for their intended program use. These vacant facilities pose health and safety problems; demolition or transfer of the facilities is determined to be in the best interest of the Federal Government. Tribal request for ownership and transfer of these vacant facilities require the Bureau to remove all hazardous building materials such as asbestos and lead base paint prior to transfer. If the removal of hazardous material is not cost effective, or the Tribe declines ownership, then the facilities will be scheduled for demolition by the Bureau. Funds will be distributed to Regions for the scheduled demolition of the following buildings:

Location	Building No.	Building Type	Sq Ft
Kinlichee Boarding School, AZ	524, 525, 523	Dorm, kitchen, elementary school	60,000
Pine Springs School, AZ	613, 612	Dorm, root cellar building	30,000
		Total Square Feet	**90,000**

Justification of FY 2001 Budget Request

Program Element		2001 Budget Request	Program Changes (+/-)
Replacement School Construction	$(000)	126,149	63,290
School Bond Initiative	$(000)	[30,000]	[30,000]
	FTE	*0*	*0*
Employee Housing Repair	$(000)	3,112	605
	FTE	*8*	*0*
Facilities Improvement and Repair	$(000)	171,238	103,405
	FTE	*260*	*10*
Total Requirements	($000)	300,499	167,300
	FTE	*268*	*10*

Education Construction

The Administration proposes a $1.3 billion national initiative to renovate public schools across the country. Of this amount, $50 million will be provided by the Department of Education for public schools with high concentrations American Indians. Separately, the Bureau proposes an increase of $167 million for school construction, repair, and maintenance activities.

Replacement School Construction ($126,149,000)

As part of the Department's Safe Visits to Public Lands initiative, the Bureau has developed Five-Year Deferred Maintenance and Construction Plans. Each plan provides the projects of greatest need in priority order with special focus on critical health and safety and critical resource protection. The Bureau has undertaken an intense effort working at all levels of the Bureau, to develop these lists.

The funds requested will support the long term goal of improving the safety and functionality of facilities for clients. In FY 2001, the Bureau will complete construction of the 3 remaining schools on the old FY 1993 Replacement School Priority List, which are the first 3 schools on the new 2000 Education Facilities Replacement Construction Priority List (Tuba City Boarding School, AZ; Second Mesa Day School, AZ; and, Zia Day School, NM). These 3 schools did not have to submit applications for ranking on the new priority list and are retained, in order, at the top of the new Priority List as of FY 2000 as project numbers 1 through 3.

In FY 2001, the Bureau proposes to fully fund construction of the following schools, several of which serve multiple Tribes:

- Tuba City Boarding School, AZ ($38,631,000)
- Second Mesa Day School, AZ ($19,560,000)
- Zia Day School, NM ($8,998,000)
- Baca Thoreau (Dlo'ay Azhi) Consolidated Community School, NM ($14,470,000)
- Lummi Tribal School, WA ($15,570,000)
- Wingate Elementary School, NM ($23,920,000)

The following table denotes the status of each school project on the Education Facilities Replacement Construction Priority List as of FY 2000:

Status of Education Facilities Replacement Construction Priority List as of FY 2000

PROJECT	STATUS
1. Tuba City Boarding School	Planning scheduled to be completed in 2nd quarter of FY 2000; design scheduled to be completed in the 1st quarter of FY 2001. Construction to begin 1st quarter of FY 2001.
2. Second Mesa Day School	Planning is complete; design is 20% complete. Construction to begin 2nd quarter of FY 2001.
3. Zia Day School	Planning is complete; design scheduled to be completed in the 3rd quarter of FY 2000. Construction to begin 2nd quarter of FY 2001.
4. Baca/Thoreau (Dlo'ay Azhi) Consolidated Community School	Planning and design will be started in early FY 2000 and is scheduled to be completed in the 4th quarter of FY 2000. Construction to begin 2nd quarter of FY 2001.

PROJECT	STATUS
5. Lummi Tribal School	Planning and design will be started in early FY 2000 and is scheduled to be completed in the 4th quarter of FY 2000. Construction to begin 2nd quarter of FY 2001.
6. Wingate Elementary School	Planning and design will be started in early FY 2000 and is scheduled to be completed in the 4th quarter of FY 2000. Construction to begin 1st quarter of FY 2001.
7. Polacca Day School	Subject to availability of appropriations, planning and design will be started in FY 2001. Construction to begin 2nd quarter of FY 2002.
8. Holbrook Dormitory	Subject to availability of appropriations, planning and design will be started in FY 2001. Construction to begin 2nd quarter of FY 2002.
9. Santa Fe Indian School	Subject to availability of appropriations, planning and design will be started in FY 2001. Construction to begin 2nd quarter of FY 2002.
10. Ojibwa Indian School	No planning or design has been started.
11. Conehatta Elementary School	No planning or design has been started.
12. Paschal Sherman Indian School	No planning or design has been started.
13. Kayenta Boarding School	No planning or design has been started.

There is increased emphasis by the Bureau on using the contract and grant processes available through the various legislative authorities. Approximately 80 percent of all projects funded in FY 2001 will use the following authorities to complete project work: *Public Law 93-638, as mended; Public Law 100-297' Public Law 103-413*, Title IV (Self-Governance Compacts); or commercial contracts awarded no later than September 30, 2001. The Project Data Sheets for the Five Year Plan for the schools planned for construction in FY 2001 are provided at the end of this section of the justification.

School Bonding Initiative [$30,000,000]: Up to $30.0 million of the replacement school funding may be used to enable Tribes and Bureau-funded elementary and secondary schools to benefit from the Administration's FY 2001 school modernization initiative. This national initiative to renovate public schools throughout the United States will provide Federal tax credits in lieu of interest payments to those investing in school bonds. This initiative includes $200 million in bonding authority for Tribes or Tribal consortia to issue bonds for the repair or replacement of Bureau-funded elementary and secondary schools in both fiscal years 2001 and 2002. Because many Tribes lack the fiscal capacity to support bond financing, these funds would be used to ensure the repayment of principal on qualified school modernization bonds issued by Tribes or Tribal consortia. The Bureau would use the funds to help Tribes defease the principal on these bonds.

Based on the amount of school bonds issued, funds would be used to defease bond principal; most likely through the purchase of Treasury-issued State and Local Government Services Bonds (SLG). These funds would remain in escrow in the U.S. Treasury until maturity for 15 years. Amounts placed in SLGs would be the discounted present value of the amount due at maturity. The present value of the amount due to bondholders at maturity, plus earnings, would ensure principal repayment. To ensure that construction projects conformed with the Bureau's priority lists for replacement and facility improvement and repair, the Secretary would have the discretion to select which bond proposals would be eligible to receive funding.

Advanced Planning and Design ($5,000,000): Funds for advance planning and design will be used to provide needed preliminary planning information, design specifications, user requirements, and the associated project working drawings and specifications for construction. Project planning and design needs to be completed in advance of construction funding so that program and funding decisions can be properly made in advance of construction.

These funds are also required for other design-related activities, such as performance of value engineering, feasibility studies, facility condition investigations, and environmental assessments. In addition, preparation, development, and distribution of design and procedural manuals will be updated and/or developed. Technical reference material on construction costs, and other documents which are necessary to provide for a comprehensive and efficient construction program, will also be acquired.

In FY 2001, planning and design will be provided for the Polacca Day School, AZ, Holbrook Dormitory, AZ, and, Santa Fe Indian School, NM, which are on the list as of January 31, 2000.

Employee Housing

Program Description ($3,112,000): In FY 2001, the following list of projects by category represents the planned distribution of funds to address the deferred maintenance backlog deficiencies recorded in the Facilities Management Information System (FMIS):

Project Category	Components	# of Deficiencies	Cost Estimates
Electrical Supply and Distribution Systems	Detectors, GFI, Circuits, Service Drops, Panels	241	$ 475,000
Heating/ Cooling Supply and Distribution Systems	Boilers, Furnaces, HVAC, Elec Baseboard	127	$ 405,000
Potable Water Supply and Distribution Systems	Water Heaters, Pressure Tanks, Piping, Fixtures	30	$ 79,000
Sewage Collection and Treatment Systems	Manholes, Lift Stations, Septic Tanks, Drainfields	26	$ 206,000
Gas Lines Supply and Distribution Systems	Piping, Valves, Cathodic Protection, Tanks	2	$ 3,000
Replace/Repair Roof Systems	Decking, Membrane, Bracing, Soffits, Gutters	176	$ 498,000
Means of Egress Systems	Windows, Walls, Doors, Hallways, Stairs, Ramps	162	$ 330,000
Abate Hazards to Safety of Housing Occupants	Asbestos, Lead, Radon, UST/AST Tanks, PCB's	22	$ 63,000
Replace/Repair Damaged Components of Structure	Floor, Walls, Window, Insulation, Siding, Steps	220	$ 466,000
Replace/Repair Security Apparatus &Components	Door Locks, Openers, Lights, Grills, Alarms	2	$ 32,000
Repair/Replace Fixtures for Bathrooms/Kitchens	Sinks, Toilet Bowls, Tubs, Disposals, Pipes	24	$ 43,000
Deferred Maintenance Condition Assessments	Inspect, Sample, Test and Report Deficiencies	Multiple locations	$ 325,000

Project Category	Components	# of Deficiencies	Cost Estimates
Training for Housing Maintenance Staff	Inspections, Testing, Repairs, Monitoring	2 courses will be sponsored with FIX-IT	$ 25,000
Emergency Fund	Natural Disasters, Life Threatening	As Needed	$ 162,000
Total		1,032	$3,112,000

Facilities Improvement and Repair (FI&R) ($171,268,000; FTE 260):

For FY 2001, the Bureau requests $171.3 million, an additional $103.4 million above the FY 2000 enacted level, to ensure timely progress can be made in attaining its Annual Performance Plan goal to improve the safety and functionality of facilities for clients. The FI&R program will award 14 major FI&R projects to reduce unsafe conditional at educational facilities. Approximately 61 roofs will be replaced, 1,200 minor improvement projects will accomplished, 34 portable buildings will be provided, 60 environmental projects undertaken, and 38 building demolitions to reduce excess space. The Bureau will seek to maximize the use of existing educational facilities and reduce costs of repair by improving, rehabilitating or replacing these facilities in lieu of complete new construction. The Bureau will address life/safety building code violations, fire safety code violations, leaking natural gas lines, structurally unsound buildings, leaking roofs, deteriorated interiors, unhealthy restrooms and locker rooms, overcrowded classrooms, and removal of hazardous asbestos material.

The FY 2001 request will allow the Bureau to address safety backlog items associated with critical health and safety items. The strategy is to stabilize or reduce the maintenance backlog to provide safe and functional facilities throughout all the Regions of the Bureau. Without these resources, the Bureau will not be able to reduce the outstanding backlog of improvement and repair work items, thus leaving students, teachers and other associated staff subject to unsafe conditions.

Program Management ($1,000,000): Funds requested will also be used to assist with the administrative overhead associated with the increased responsibilities for execution of the program on a Bureauwide basis. This overhead is related to implementation of the more than four fold increase in the Education FI&R program.

Maintenance of Facilities ($37,822,000): Facilities Maintenance funds will be used to conduct preventive, routine, cyclical and emergency unscheduled maintenance for all buildings, equipment, utility systems and ground structures in a timely manner. Funds will provide for needed maintenance services for: 1) equipment, including heating, ventilation and air conditioning systems, boilers and other pressure vessels, furnaces, fire alarms and sprinklers, radio repeaters, and security systems; 2) utility systems such as potable water wells, water treatment plants, and water storage tanks; 3) ground inventories including sidewalks, driveways, parking lots, landscaping, grass and trees. Maintenance which is deferred too often causes premature breakdowns to buildings and systems. These deteriorations eventually turn into safety or functional deficiencies and will be added to the deferred maintenance backlog requiring major repair or replacement.

In FY 2001, a total of 18.6 million square of feet of space will be maintained. This includes the new space that will be added as a result of new portable buildings, and space expansion through major

FI&R work, etc. The following list identifies the school, type of facility expansion, and square feet scheduled to be added to the Bureau's facilities inventory in FY 2001:

FY 2001 New and Renovated Facility Additional Square Footage

School Location	Type of Expansion	Sq. Ft.(est.)
Menominee Tribal School, Neopit, WI	4 Portable Classrooms	3,600
Chuska Boarding School, Tohatchi, NM	5 Portable Classrooms	4,500
American Horse School, Allen, SD	5 Portable Classrooms	4,500
Jemez Day School, Jemez Pueblo, NM	3 Portable Classrooms	2,700
Hopi Jr./Sr. High School, Keams Canyon, AZ	2 Portable Classrooms	2,700
Tse'ii'ahi' Community School, Crownpoint, NM	4 Portable Classrooms	3,600
Cheyenne Eagle Butte, Eagle Butte, SD	3 Portable Classrooms	2,700
Canoncito (To'hajilee) Community, Canoncito, NM	5 Portable Classrooms	4,500
Torreon Day School, Torreon, NM	2 Portable Classrooms	1,800
Many Farms High School, Many Farms, AZ	School Replacement	51,156
Seba Delkai Boarding, Seba Delkai, AZ	School Replacement	86,946
Sac and Fox Settlement, Tama, IA	School Replacement	58,213
Total Square Footage		**226,915**

Additional funds have been requested for education facilities maintenance based on the 1998 National Research Council report. The need for additional funding is also supported by the National Academy of Public Administration in its 1999 report, *A Study of Management and Administration: The Bureau of Indian Affairs.*

The FY 2001 request of $37.8 million will provide an additional $10 million to help avoid further growth in deferred maintenance at education facilities. Preventive maintenance of a facility extends its useful life and decreases breakdowns and the amount of unscheduled maintenance required. With a reduction in breakdowns and unscheduled maintenance, the cost of overtime and emergency shipment of parts and materials will decrease, resulting in a savings. The extreme shortfall of maintenance funding has forced Facility Managers and School Administrators into a mode of crisis maintenance, repairing only those items which are critical to keep the facilities functional. This form of maintenance creates an unsafe environment for students and staff and increases the deferred maintenance backlog within the Bureau's educational facilities. The Bureau's deferred maintenance backlog is approaching $1.0 billion. Through the authority of a Secretarial Order, education facilities maintenance funds for 2000 were transferred in FY 2000 from the Operation of Indian Programs Account to the Construction Account under the Education FI&R program.

This program will assist in addressing the Bureau's goal to provide improved technology, infrastructure and safety management measures to maximize learning opportunities and to ensure the well being of Native American Students.

Major FI&R Projects ($57,828,000)

Southwestern Indian Polytechnical Institute (SIPI), Albuquerque, NM: This project will provide a 54,000 square foot science technology building. SIPI has a large and growing student population of over 650 students. The institution has a student retention rate of 76 percent and a successful placement rate with 68 percent of its graduates in 1995-1996 employed immediately and another 22 percent proceeding to higher education. For SIPI to keep its accreditation, a new science building is required. The SIPI Science Building is not ranked on the Bureau's Replacement Schools Construction Priority List. However, the FY 1991 Senate Report 101-534, states, "With respect to the facility requirements of the post secondary schools (SIPI and Haskell), the Committee concurs with the recommendation of the House that master plans, rather than priority ranking process for educational facilities, be used to address the comprehensive facility requirements at these locations." SIPI has completed a master plan to address its facilities needs in view of its increasing enrollment and program requirements to properly educate its students in technical skills.

The first priority in the master plan is a new Advanced Technical Applications Building. With donated architectural services, and $1 million in general obligation bond revenues from the New Mexico State Legislature, the mechanical, electrical and engineering design and site certification work is being completed. The American Indian College Fund has provided $1 million to support construction of this building. This budget request would provide $10 million in Federal support to complete construction of this two-story educational building that will house physical and life science labs, distance education space, environmental and soils labs and general classrooms. The total estimated cost of this project is approximately $12.8 million. SIPI is committed to raising $800,000 from other sources.

Quileute Tribal School, La Push, WA: A replacement gymnasium is needed for the Quileute Tribal School. The existing building does not meet program space requirements for a K-12 grade school and cannot be expanded because it is located near the shoreline of the Pacific Ocean. The fire alarm, electrical, and mechanical systems do not meet safety codes, and the kitchen and physical education office areas have been boarded off because of life safety and health violations. In addition, the facility and interior spaces do not meet State and Federal accessibility standards. Both interior and exterior surfaces require complete replacement (such as the gym floor) or repair (exterior siding and interior walls). Remodeling and/or enlargement of the existing building is impractical.

Riverside Indian School, Anadarko, OK: The following work is needed at the Riverside Indian School :

- In the secondary school building number 263, replace the ceiling with fire-rated material to retard the spread of fire; replace or repair carpet; and, relocate fire alarm panels to a more supervised area which will alleviate false alarms.

- In building number 286, replace drinking fountains to meet Americans for Disabilities Act (ADA) requirements and provide handicap accessibility throughout the dormitory; and, repair leaking roof in main office area.

- In building numbers 219 and 220, replace louvered doors to comply with life safety code, and, replace hot water heaters to prevent potential explosion hazard due to an aging boiler.

- Replace existing gymnasium building number 233 which is undersized for holding sporting events and has numerous safety and health deficiencies. Four classrooms will be included as part of the gym. The existing gym will be demolished after construction of the replacement gym.

Santa Fe Indian School, Santa Fe, NM: The following work is planned at the Santa Fe Indian School to meet safety codes required by ADA and energy conservation standards of the Environmental Protection Agency (EPA):

- Install handicap ramps; replace existing doors with fire rated doors; install sprinkler system, smoke detection system, and emergency lighting; retrofit restroom and shower rooms that have deteriorated; remove floor tile containing asbestos; and repair mechanical equipment to comply with the Uniform Mechanical Code (UMC).

- Replace roofs on the following buildings: dormitory buildings 303 and 342; gymnasium building 11 and 306; general office buildings 307 and 353; and, garage building 331.

- A portion of the funds will be used to reimburse the additional costs of providing the fire water loop for this school in FY 2000.

- The work under this project will not be used to supplement the funds for the Science/Math/Technology building number 302 which was funded in FY 2000. The reprogramming that occurred in FY 1999 for the School was for the purpose of starting the construction of the Science/Math/Technology building in FY 1999. The construction of this building is now underway. The FY 2000, appropriation of $3.86 million will be used to replenish the funds reallocated from the Huerfano, New Mexico, dorm project. The project proposed in FY 2001 at the School (as described above) is for safety and health work on other campus buildings and is not related to the Science/Math/Technology building. The School has 26 separate buildings and most of them are on the National Register of Historic Places.

Hopi High School, Keams Canyon, AZ: This following project work will be provided:

- Install a reverse osmosis water system, a new structure to house the system and replace the water tank target. Due to the poor quality of water, reverse osmosis treatment is required and a separate structure is needed to keep the system from undesirable elements. The water tank target is non-functional, therefore, the local maintenance staff is unable to monitor low water levels. Without the ability to monitor the water level, the facility faces the risk of being without water and without proper warning.

- Construct a new addition to the welding shop building number 801. Currently the welding program is located in the automotive shop and poses a fire hazard condition.

- Remove and replace the roof on building number 800A-H.

- Install ventilation/makeup air system and a welding hood in shop building number 801. Due to the existing exhaust fumes new ventilation makeup is required. Because paints and other flammable and toxic products are utilized, a welding hood needs to be installed.

- Install cathodic protection on liquid petroleum (LP) gas piping at building number 800A.

- Progressive corrosion on the piping creates unsafe conditions. These repairs are needed to comply with the Uniform Building Code.

Chinle Boarding School, Many Farms, AZ: This project will provide for site work construction which will include the following:

- Repave campus roads and parking lots, install cattle guards; renovate the water system, install handicap ramps, replace handrails and sidewalks, and retrofit restrooms and shower rooms for handicap accessibility.

- Replace dormitory buildings 1005 and 1007. The original scope of work for this project included renovation of these two dormitories. An engineering analysis was prepared in August, 1999. The analysis concluded that renovation of these two dormitories would exceed $6 million and it would be more cost effective to replace the two dormitories with one dormitory. Dormitory space will be provided for approximately 100 students.

Aneth Community School, Aneth, UT: This project will provide for the replacement of the existing fire station which is presently located in a Quonset Hut, building number 279. The existing building is 40 years old and requires extensive repair work to comply with safety and health codes. Deficiencies for non-compliance to S-1 codes have been identified through annual safety inspections. This project will replace the existing building with a permanent structure of approximately 3,600 square feet. The new structure will include a maintenance shop, restrooms with showers, storage rooms, an office, and bays for the fire truck. To provide continued fire protection for the school and surrounding area, an adequate size and properly equipped building needs to be constructed. This project also includes the following improvements in other campus buildings which address safety and health code violations:

- Provide accessibility for the handicapped, reduce energy consumption by improving heating, ventilation and air conditioning system, repaint all buildings, and, replace a deteriorating storage building.

- Repair work on building numbers 227 (dormitory), 228 (elementary school), 229 (kitchen), and 235 (office) includes: installing handicap ramps; parking spaces; bus drop-off points; replacing doors with fire rated doors; ADA compliant exit doors; installing fire alarm system; and insulation to exterior walls; replacing windows; light fixtures; retrofitting restrooms; shower rooms; apartment for the handicapped; replacing handrails; and, sidewalks.

- Replace roof on building number 230; remove vinyl asbestos tile and replace with vinyl composition tile; install direct evaporative cooling units and duct-work; provide adequate ventilation to crawl spaces and janitors closets; install new high voltage transformer electrical service with gear and panels for minimum 600 amp service; upgrade electrical to computer

room; remove lay-in ceiling tile and replace with fire rated ceiling; retrofit sleeping rooms with fire separation construction; and, install smoke barrier at the corridor.

- Convert existing spaces in Dormitory building number 227 for new semi-private sleeping rooms, administrative support space and a study area; and, remove asbestos on hot water storage tank.

Tiospa Zina School, Agency Village, SD: This project will provide for the following:

New space for the elementary school program to house special education (two classrooms), Family and Child Education program (two classrooms), and, Life Skills (one classrooms). Also, the funds will be used to construct four new classrooms to provide space for the secondary school program to house science laboratories (two classrooms); economics class (one classroom); art class (one classroom); library; bus garage and shop; athletic field announcer's booth; rest rooms; and, outdoor bleachers.

The space utilization study recommends construction of new spaces to alleviate the overcrowding conditions due to the age of the existing facilities. All construction will comply with applicable Federal, Tribal and state health and safety standards, such as Occupational Safety and Health Administration, National Fire Protection Associations' Life Safety Codes, Americans with Disabilities Act, Uniform Building Codes, and mechanical and electrical codes.

Kayenta Boarding School, Kayenta, AZ: This project will provide for the replacement of dormitory building number 152 which has badly deteriorated. The existing building is 40 years old and requires extensive repairs to comply with safety and health codes. Foundation settlement is occurring at various locations under the building resulting in serious cracking and separation of block in-fill walls from the concrete structural frame and undulating floors. A facility evaluation report prepared by licensed architects and engineers indicates that rehabilitation of the building will require structural shoring of the existing perimeter foundation system and demolition of all but the concrete structural frame before the building can be safely renovated. The same evaluation report indicates replacement will be more cost effective than proceeding with structural repairs and building renovation.

This project will replace the existing 24,536 square foot building number 152 with a structure sized to accommodate a dormitory population of 192 students. Sizing shall be based on the Bureau space standards for K-8 dormitory. A library, computer center, and a recreation room will be included as part of the project. By replacing the building, the above deficiencies in the dormitory building will be eliminated. The building will meet the life safety code requirements of American with Disabilities Act and Environmental Protection Agency. Energy consumption would also be reduced.

Ojo Encino Day School, Ojo Encino, NM: This project will provide for the connection of the existing sewer main service line and appurtenance to the Indian Health Service (IHS) sewer lagoon. The project involves the installation of approximately one half mile of the new sewer lines to connect to the IHS sewer lagoon.

The existing Bureau-owned sewer lagoon is approximately 32 years old; the sewer line system connects all Bureau institutional buildings, employee houses, and an IHS clinic. The lagoon is 75 percent full, requiring maintenance employees to routinely drain out the sewer into a nearby arroyo.

The current sewer lagoon does not meet EPA requirements and the school has been cited with notices of violation. It is more economical to tap into the existing IHS sewer lagoon than to replace the existing sewer cells and lines.

Lac Courte Oreilles Ojibwa School, Hayward, WI: This project will connect the existing sewer main line to the public sewer system --the current sewer system is served by a septic tank only and does not meet the requirements of the EPA. Tapping into the public sewer system is a more economical solution and would cost less for maintenance. An asphalt driveway and parking lot will be installed, carpets will be replaced in several buildings, all boiler deficiencies will be corrected, and storage cabinets for flammable liquids will be provided.

The connection of the school sewer main to the public sewer system is necessary to alleviate the present unhealthy use of septic tanks and drain-fields. Connectivity to the public sewer system will provide a long term solution to this unsafe and costly condition and will meet the requirements of the EPA. The boiler needs repair to remain operational. Fire safe cabinets are required for the storage of all flammable materials. Carpets have become worn and need replacement before a dangerous tripping hazard is created. There is a need to provide an all weather asphalt driveway and parking lot to allow students and staff a safe means of access to the main school buildings.

The work under this proposed FY 2001 project will not be used to fund the completion of the classroom addition which the Tribe did not complete several years ago. This classroom addition and other matters under the Tribe's *Public Law 100-297* grant have been under investigation by the Office of the Inspector General. The Tribe has since funded the classroom addition's completion and work has been completed and the classrooms are in use. The project proposed in FY 2001 consists primarily of replacement of sewer and water main distribution lines. This replacement work has been in the Bureau's backlog for some time due to the deteriorated condition of the old lines; it is not a result of the larger classroom addition the Tribe has constructed. Other work includes parking lot and driveway improvements and boiler work in the older portions of the existing buildings.

Flagstaff Dormitory, Flagstaff, AZ: This project will provide for construction of a 3,060 linear feet of new natural gas mains, service line and appurtenance in building numbers F01 and SO1. The gas service system is 30 years old and the manufacturers recommend replacement after 10 - 12 years of use. In building number 709, all existing doors with rated assemblies will be replaced. Also the project will correct sidewalks to conform with handicap accessibility requirements when new lines are installed. The potential for leaks or ruptured lines presents a threat to the safety of student and staff dorm occupants. The sewer mains and service lines will also require replacement due to the age and poor condition. Replacement of the sewer lines will ensure that lines do not plug up and create the potential for health related risks to building users. By replacing doors with fire rated doors, the building will be in compliance with the life safety code.

Dilcon Boarding School, Dilcon, AZ: This project will provide for the following repairs:

- In building number 673 (Well No. 1), replace chlorination system. The chlorinating system located in pump-house building number 673 is no longer feasible to repair and will be replaced.

- In building number 204, retrofit lighting fixtures with energy savers and install sufficient outside lights for students' safety after dark; provide accessibility for the handicapped; upgrade ventilation system throughout the building; install water treatment system for a boiler and replace plumbing system; install emergency lighting and Ground Fault Circuit Interrupters (GFCI); and, replace badly deteriorated roofing with new build-up roofing to prevent further damage to the interior walls.

- In building number 791 provide the following: insulation and stucco; accessibility for the handicapped; new fire doors; and removal of non-rated wall panels and reconstruction of fire-rated walls throughout; construction of fire separation in shop; installation of GFCI and upgrading of electrical systems; installation of class "A" central fire alarm system and connection to 9 buildings located on the compound; site improvements including design and construction of 3,600 linear feet of new natural gas mains, service line and appurtenance; and, replacement of deteriorated concrete sidewalks. The gas service system is 30 years old and the manufacturers recommend replacement after 10-12 years of use.

- Renovation to shop building number 791 includes: installing a fire alarm system, fire doors, and fire rated materials to alert the students and prevent the spark of fires; allow the handicapped access throughout the building; provide separation from the shop area to prevent the spread of fires; improve the capacity of the electrical system; and, insulate the building to conserve energy. Replacement of the natural gas mains is necessary to prevent dangerous leaks and continued repairs. The sidewalks require replacement to prevent unsafe conditions which have caused tripping by students, faculty, and other visitors to the school.

Navajo Preparatory School, Farmington, NM: This project will provide for the following repairs:

- Building number E01: install 3,200 linear feet of underground high voltage electrical service line.

- Building number S01: To provide reliable services replace cracked and aged sewer main and two man-holes that have been plugged with tree roots and replace hot and cold water lines with a larger size to accommodate the current demand and reduce the frequency of repairs.

- Dormitory, building number 21: install an elevator to provide accessibility for the handicapped: upgrade hot and cold water distribution systems; due to the overcrowding and extended educational program, construct addition to accommodate four new large classrooms; and, renovate all existing classrooms to comply with the life/safety code and ADA requirements.

- Shop building number 24: demolish existing building and replace with a new building.

- Gym building number 30: Due to the inadequate size of the gym, a new addition of approximately 23,488 square feet is required for a complete athletic program. Upgrade water and service lines in conjunction with the new construction, remodel existing public restrooms for handicap accessibility arid life safety code. Due to the condition and age of the mechanical system, installation of a new heating and ventilating system is required.

Portable Classroom Buildings ($3,000,000): An estimated 34 portable classrooms will be provided at 6 schools located in remote areas throughout the Nation, including New Mexico, South Dakota, Arizona, North Dakota, and Washington. The procurement of portable buildings will enable the Bureau to be compliant with the President's Executive Order No. 13045, which establishes the policy to protect children from environmental health risks and safety risks. These portable facilities will remain the property of the Federal Government and will be moved as need shifts among locations. The following schools will be provided with portable classrooms in FY 2001:

Location	No. of Classroom Buildings
Circle of Nations, Pine Ridge, SD	2
Theodore Jamerson Elementary School, Bismarck, ND	4
Crow Creek Tribal School, Ft. Thompson, SD	11
Kayenta Community School, Kayenta, AZ	8
Muckelshoot Tribal School, Auburn, WA	5
Pine Hills School, Pine Hills, NM	4
Total	**34**

Roof Repair/Replacement ($7,162,000): Funds will address roofing deficiencies in various Bureau education facilities. Buildings must be re-roofed on a periodic basis to prevent moisture (rain and snow) from getting into the buildings. Projects are placed in priority order to protect Government property and prevent adverse effects on the programs housed in these facilities. Since roofing work cannot wait to be included in major FI&R projects, the FY 2001 budget provides an additional $3.6 million to retard the growth of roof repair backlog. Providing roof repairs and replacements will allow the Bureau to protect its capital investment in the buildings and allow education program functions to continue uninterrupted.

Design activity was completed in FY 2000 for the buildings identified in the table below. The cost for roof repair and/or replacement varies from $6 to $12 per square foot due to such factors as location, size, existing condition, and roof materials. The following is a list of roofing projects currently planned for FY 2001:

School	Building Number(s)
Crow Creek High School, Stephan, SD	900104, 900105
Cheyenne Eagle Butte School, Eagle Butte, SD	2004
Takini School, Howes, SD	501
Kickapoo School, Horton, KS	101
Wahpeton School, Wahpeton, ND	25, 29, 50, 58
Flandreau Indian School, Flandreau, SD	81, 112
Carter Seminary, Ardmore, OK	615, 624
Sequoyah High School, Tahlequah, OK	23

School	Building Number(s)
Jones Academy, Hartshorne, OK	579
Gila Crossing School, Laveen, AZ	501, 512, 513
Santa Rosa Boarding School, Sells, AZ	230
Sherman Indian High School, Riverside, CA	14, 46, 71
Keams Canyon Boarding School, Keams Canyon, AZ	46
John F. Kennedy Day School, White River, AZ	406, 411
Haskell Indian Nations University, Lawrence, KS	112
Santa Fe Indian School, Santa Fe, NM	12
Taos Day School, Taos, NM	784, 798, 800
Laguna Middle School, Laguna, NM	101
Isleta Day School, Isleta, NM	551
Laguna Elementary School, Laguna, NM	1130
Pine Hill School, El Morro, NM	802
Ramah Dormitory, Ramah, NM	679
Many Farms High School, Many Farms, AZ	1163, 1167
Sanostee Day School, Shiprock, NM	643
Cove Day School, Cove, AZ	308
Tohaai' Community School (Toadlena), Taodlena, NM	105
Pueblo Pintado Community School, Pueblo Pintado, NM	311
Chuska Community School, Tohatchi, NM	237
Low Mountain Boarding School, Low Mountain, AZ	804, 835
T'iis Nazbas Community School, Teec Nos Pos, AZ	644
Chilchinbeto Day School, Chilchinbeto, AZ	16, 225, 226
Ojo Encino Day School, Ojo Encino, NM	559, 560
Lukachukai Boarding School, Lukachukai, AZ	203
Chemawa Indian School, Chemawa, OR	1 THROUGH 10

Inventory and Backlog Validation ($4,000,000): In FY 2001, OFMC will continue the multi-phased inventory and backlog validation project which is crucial to overall facilities operations, especially for the distribution of and the accounting for appropriated funds for construction and operation and maintenance of Bureau and Tribally operated education facilities. With the implementation of the new Facilities Management Information System (FMIS) data base it will be essential to provide Bureau wide training on all facets of the system. The FMIS system includes modules for inventory, backlog, project management, budget, and shop order systems. The training program will be crucial for the facility management program staff to maintain current and accurate information at all levels of the program. The following training will be provided:

Courses	Training Goals	Total Participants
Level I	Introduction to FMIS	140
Level II	FMIS for System Users	275
Level III	FMIS for Advanced Users	35
Level IV	Speciality Courses - Budget, Project	35

The Bureauwide backlog validation process which began in FY 1999 will be completed in September, 2000. In order to maintain current and accurate information, cyclic reviews of the Bureauwide locations will be performed at each location on a five year cycle. The cyclical review will continue to identify critical and non-critical deficiencies for code compliance in Bureau and Tribally-operated education facilities. This information is essential to the planning process of construction projects which will result in more accurate budget allocation and forecasting, and will make optimal use of limited resources and improved identification of the backlog of needed repairs in all Bureau and Tribal operated education facilities.

In FY 2001, OFMC will continue the multi-phased inventory validation. Twenty-five percent will be completed in accordance with the data model established for the new FMIS, which will complete 75 percent of the Bureauwide locations. The multi-phased inventory project will continue through FY 2002. To maintain current and accurate information cyclic reviews of the Bureau-wide locations will be performed on a 5-year cycle at each location. This information includes, but is not limited to all buildings, structures, towers, grounds and equipment operated by the Bureau and Tribes for education program. This also includes newly constructed or remodeled facilities. One of the most important factors relating to this information is the need for current and accurate information including up-to-date costs for operations and maintenance, construction and deferred maintenance needs.

Minor Improvement and Repair (MI&R) ($32,846,000): The FY 2001 budget requests an additional $24.5 million for the MI&R program to correct the backlog of priority safety deficiencies, beginning with critical safety work items (S-1). The priority order for correcting deficiencies in the MI&R program are as follows:

1) critical health and safety work items (S-1)
2) mechanical, electrical, and utility
3) other required backlog items to meet local priorities

Work will be accomplished Bureauwide by each location where feasible. These funds are for work items not normally encountered in the Operations and Maintenance (O&M) program, such as installation of handicapped fixtures and equipment, and renovation of utility systems. Due to time constraints for immediate correction, these critical health and safety items cannot await funding within a designed project under the FI&R program. The continued rapid deterioration of Bureau facilities has created a significant backlog of serious life/safety deficiencies to such a degree that it is shifting the role of the MI&R program into a resource for emergency funding. The following is a list of planned fund distribution by Regions:

Regions/Schools	TOTAL
Great Plains	$2,352,800
Southern Plains	1,000,000
Rocky Mountain	1,000,000
Midwest	1,440,000
Eastern Oklahoma	1,000,000
Eastern	1,000,000
Western	2,120,800
Southwest	2,869,000
Navajo	2,310,000
Northwest	1,392,600
Education (Haskell)	1,360,800
Total	**$17,846,000**

In addition funds will also be used to correct and replace Boiler, Heating Ventilation and Air Conditioning systems under the Bureauwide facility management program. The continued rapid deterioration of Bureau facilities has created a significant backlog of serious Boilers/HVAC system deficiencies. Boiler/HVAC systems which pose a serious threat to occupants safety and health or have the potential to adversely disrupt educational programs. These deficiencies have created system failures which adversely disrupt the Bureau and Tribally operated education facilities. The priority order for correcting deficiencies is established by each Region based on critical need. Work will be accomplished Bureauwide by each location where feasible. The following represents the planned distribution of requested funds which are critical Boiler/HVAC work scheduled for correction in FY 2001:

Regions/Schools	TOTAL
Great Plains	$4,500,000,
Southern Plains	600,000
Rocky Mountain	600,000
Midwest	800,000
Eastern Oklahoma	200,000
Eastern	600,000
Western	1,000,000
Southwest	1,000,000
Navajo	4,500,000
Northwest	800,000
Education (Haskell)	400,000
Total	**15,000,000**

Environmental Projects/Assessments/Inspections/Abatement ($12,000,000): These funds will be used to address critical environmental issues affecting educational facilities, supporting the Bureau's long term goal of improving the safety and functionality of facilities for clients. Environmental issues that will be addressed are those that pose a direct threat to the safety of the facility users; correcting them is crucial. The Department of the Interior has mandated that all Bureaus institute a 100 percent environmental auditing program for all facilities and operations (515 DM2). That policy required that all baseline audits be completed by the end of FY 2002. The Bureau is currently developing its environmental auditing program and expects to audit at least 10 facilities and fund required corrective actions in FY 2001.

Crucial issues include: performing required asbestos re-inspections of schools under the Asbestos Hazard Emergency Response Act (AHERA) and conducting asbestos abatements in those cases where students may be exposed to friable asbestos; continuing underground storage tank remediations of soil and groundwater for sites where USTs were removed to meet the EPA 1998 UST closure deadline; upgrading or replacing leaking heating oil tanks; and, conducting soil and groundwater remediations where needed; upgrading or replacing above ground storage tanks and developing spill prevention plans; conducting lead-based paint testing and abatement projects, particularly at educational facilities attended by younger children - those whose development is most affected by exposure to lead; and, performing water and waste water treatment system upgrades to ensure that users of these facilities have safe water to drink and are not exposed to sewage discharges.

Other efforts required include replacing polychlorinated biphenyls (PCB) containing fluorescent light ballasts that are in critical danger of leaking PCBs into the occupied spaces of educational buildings and removing other hazardous wastes from schools. In addition, the funds will be used for required environmental corrective actions at education facilities that are identified by the Bureau's environmental auditing program. All of these corrective actions are required by EPA statute or regulation or are necessary to protect the health of school children, educational employees, and visitors to educational facilities. These requirements have resulted in the increase over the FY 2000 level. The following are potential environmental projects for FY 2001:

PROJECT	NATURE OF WORK	COST
Rosebud Agency, He Dog School, Rosebud, SD	Remediation of UST site	300,000
Rosebud Agency, Okreek School, Rosebud, SD	Remediation of UST site	50,000
Beclabito Day School, Shiprock, NM	Repair sewer lagoon	57,000
Red Lake School, Tonalea, AZ	Construct new water well	40,000
Ojo Encino Day School, Cuba, NM	Repair water tank	85,000
Many Farms High School, Many Farms, AZ	Repair water tank	40,000
Hunters Point Boarding School, St. Michael, AZ	Upgrade sewer lagoon	190,000
Kayenta Boarding School, Kayenta, AZ	Clean up steam plant	200,000
Wingate Elementary School, Ft. Wingate, NM	Upgrade Sewer lagoon	175,000
Low Mountain Day School, Chinle, AZ	Upgrade sewer lagoon	300,000
Kin Dah Kichii Olra (Kinlichee) Boarding School, AZ	Remove 1 UST	35,000

PROJECT	NATURE OF WORK	COST
Aneth Community School, Montezuma Creek, UT	Repair sewer lagoon	135,000
Lake Valley Navajo School, Crownpoint, NM	Upgrade sewer lagoon	319,215
Cottonwood Day School, Cottonwood, AZ	Repair water tank	30,000
Pine Springs Day School, Houck, AZ	Remove 3 UST and 3 AST	90,000
Cove Day School, Red Valley, AZ	Repair sewer lagoon	52,275
Leupp Boarding School, Winslow,AZ	Construct new water treatment plant	100,000
Lukachukai Boarding School, Lukachukai, AZ	Repair water tank	137,130
Wide Ruins Community School, Wide Ruins, AZ	Remove 13 USTs	90,000
Teecnospos Community School, Teecnospos, AZ	Repair sewer lagoon	100,000
Pueblo Pintado Community School, Pueblo Pintada, NM	Repair water tank	30,000
Nationwide	Conduct lead-based paint and radon assessments at dormitories and elementary schools	2,000,000
Nationwide	Replace heating oil USTs at schools and remediate soil and ground water contamination	1,000,000
Nationwide	Conduct 3 year AHERA reinspections of schools in 3 Regions	220,000
Nationwide	Abatement of friable asbestos in response to AHERA reinspections	4,000,000
Nationwide	AHERA training for Facility staff	35,000
Nationwide	Corrective actions at educational facilities under Bureau environmental auditing program	2,189,380
Total		**$12,000,000**

Advance Planning And Design ($8,000,000): In FY 2001, funds requested will be used for Architect/ Engineering services for planning and design for the FI&R projects included in the Department's Five-Year Deferred Maintenance/Construction Plan. The increase in Advance Planning and Design must precede the increases in construction funding in this five year plan. Funding will be used to plan and design projects for which design has not been completed, begin design work on projects to receive construction funding in FY 2002, and planning work on projects to receive construction funding in FY 2003. Planning funds are needed to establish and define the scope of each project that will be designed (drawings and specifications). Design funds are needed to prepare the drawing and specifications for competitive procurement. Approximately 80 percent of the planning and design will be accomplished by Indian Self Determination contractors and Tribally-controlled school grantees.

Emergency Repair ($4,580,000): This is the only Bureau program that has funds available for immediate repair/correction of deficiencies that meet emergency criteria at education facilities. Emergency repair and correction of deficiencies prevent exposure to injury and allow continuation of daily program operations. In FY 2001, funding will be provided to Bureau programs on an as-needed basis in the event of unforeseen circumstances. Emergency repair needs result from the occurrence of unforeseen deficiencies which require immediate corrective action to allow continued day-to-day operation of programs. The projects are completed through Bureau force account or

emergency contracts. Examples of emergency repair include: repair or replacement of mechanical and utility system components; correction of immediately hazardous safety conditions; damage caused by fire; acts of nature (i.e., tornadoes, floods, snow, ice, lightening); and vandalism.

Demolition/Reduction of Excess Space ($3,000,000): This program develops plans and executes demolition or transfer of space no longer needed for education programs. These facilities have been determined excess to program needs and are not economically feasible for renovation to an acceptable level of life/safety code compliance for their intended program use. These vacant facilities pose health and safety problems and demolition or transfer of the facilities is determined to be in the best interest of the Federal Government. Tribal request for ownership and transfer of these vacant facilities require the Bureau to remove all hazardous building materials such as asbestos and lead base paint prior to transfer. If the removal of hazardous material is not cost effective, or the Tribe declines ownership, then the facilities will be scheduled for demolition by the Bureau. In FY 2001, funds will be distributed to Regions for the scheduled demolition of the following buildings:

LOCATION	BLDG. NO.	BLDG. TYPE	SQ. FT.
Pine Ridge Agency, Pine Ridge, SD	201	School	30,000
Flandreau Indian Boarding School, Flandreau, SD	57	Garage	1,493
Flandreau Indian Boarding School, Flandreau, SD	58	Quarters	1,927
Flandreau Indian Boarding School, Flandreau, SD	114, 115, 116	Portable Classrooms	3,936
Kaibeto Boarding School, Kaibeto, AZ	414	Dormitory	29,966
Leupp Boarding School, Winslow, AZ	23, 48, 63, 64	Quarters	5,210
Holbrook Dormitory, Holbrook, AZ	753	Dormitory	16,043
Wingate Elementary School, Ft. Wingate, NM	61	Quarters Historic	6,405
Crownpoint Agency, Crownpoint, NM	197	Quarters	553
Crownpoint Agency, Crownpoint, NM	135	Quarters Historic	645
Pine Springs Community School, Houck, AZ	613	Dormitory	5,918
Tohatchi School, Tohatchi, NM	121, 123	Apartment	6,234
Tohatchi School, Tohatchi, NM	122, 124	Garage	2,320
Tohatchi School, Tohatchi, NM	1, 73, 79, 86	Historic	15,776
Tohatchi School, Tohatchi, NM	72, 73	Dormitory	15,030
Kinlichee Boarding School, Ganado, AZ	523, 524, 525, 526, 553,554, 518	School	43,872
Kinlichee Boarding School, Ganado, AZ	501	Class Historic	8,915
Kinlichee Boarding School, Ganado, AZ	503	Garage Historic	1,958
Kinlichee Boarding School, Ganado, AZ	504, 506	Shop Historic	1,598
Huerfano Dormitory, Bloomfield, NM	514	Dormitory	9,980

DEPARTMENT OF THE INTERIOR MAINTENANCE AND CONSTRUCTION PLAN FY 2001 - 2005

Bureau of Indian Affairs
PROJECT DATA SHEET

Bureau Priority/Ranking	1
Planned Funding FY	2001
Funding Source: Education Construction	

Project Identification

Project Title: Tuba City Boarding School Replacement		
Project No.: 93N1N	Unit/Facility Name: Tuba City Boarding School	
Region/Area/District: Navajo Region	Congressional District: 3	State: AZ

Project Justification

Project Description: This project provides for the replacement of an aging k-8 grade boarding school located in Tuba City, AZ. This school will serve approximately 1,400 students from the Navajo Nation reservation. The project is ranked number one on the Bureau's Education Facilities Replacement Construction Priority List as of FY 2000. Project includes demolition of existing buildings and renovation of historic buildings which will be used for the academic program.

Project Need/Benefit: The facilities have deteriorated to a point where restoration and maintenance would be very expensive and no longer meet today's need for modern, technologically-based education delivery systems. Three of the buildings are structurally unsound due to the poor condition of the exterior sandstone bearing walls. Almost all buildings need new roofs. The primary basis for replacement of this school is the age and deteriorated condition of the existing facilities: Six of the existing 16 buildings are almost 80 years old. (Group 1); Three of the existing 16 buildings are approximately 60 years old (Group 2); and, Seven of the existing 16 buildings are approximately 32 years old (Group 3). Almost all of the buildings on the campus have outlived their useful life. Three of the group 1 buildings' mechanical (heating and plumbing) and electrical (lighting, security, fire safety) systems have deteriorated beyond repair. The other three buildings in Group 1 need moderate mechanical and electrical system upgrades. However, because these buildings are on the historic register, major renovation and modernization will be cost prohibitive and economically not feasible. The sewer and water distribution systems on the existing campus are antiquated and require replacement. Because of age and deterioration over time, the centralized heating plant requires constant maintenance and repair, often leaving the students and staff without heat in the winter.

Ranking Categories: Identify the percent of the project that is in the following categories of need.

___ % Critical Health or Safety Deferred Maintenance	___ % Critical Mission Deferred Maintenance
100 % Critical Health or Safety Capital Improvement	___ % Compliance & Other Deferred Maintenance
___ % Critical Resource Protection Deferred Maintenance	___ % Other Capital Improvement
___ % Critical Resource Protection Capital Improvement	

Capital Asset Planning 300B Analysis Required on this Project: Yes

Project Costs and Status

Project Cost Estimate:	$	%
Deferred Maintenance Work:	$	
Capital Improvement Work:	$ 38,631	100
Total Project Estimate:	$ 38,631	100

Class of Estimate (circle one):	C
Estimate Good Until (mm/yy):	10/2000

Dates: (qtr/yy)	Sch'd	Actual
Construction Start/Award:	1/2001	
Project Complete:	2/2002	

Project Funding History:

Appropriated to Date:	$
Planned Funding FY 2001:	$ 38,631
Future Funding to Complete Project:	$ ____
Total:	$ 38,631

Project Data Sheet Prepared 8/20/98
Last Updated: 01/20/00

Bureau of Indian Affairs
PROJECT DATA SHEET

Bureau Priority/Ranking	2
Planned Funding FY	2001
Funding Source: Education Construction	

Project Identification

Project Title: Second Mesa Day School Replacement		
Project No.: 93H2N	Unit/Facility Name: Second Mesa Elementary School	
Region/Area/District: Western Region	Congressional District: 3	State: AZ

Project Justification

Project Description: This project provides for the replacement of a pre-k-6 grade elementary school located at Second Mesa, Arizona, on the Hopi reservation. This school will serve approximately 400 students. Included in this project are 25 employee housing units. The project is ranked number 2 on the Bureau's Education Facilities Replacement Construction Priority List as of FY 2000.

Project Need/Benefit: The old school, built in 1959, was condemned in 1990 because it was determined to be structurally unsafe for continued occupancy. The old school was subsequently demolished and temporary facilities were provided as an interim means of housing the school program. The students and staff have been housed in temporary trailers since 1990. Classrooms are in separate buildings which forces the students to go outside in the harsh winter when they need to go to the cafeteria and restrooms which are housed in separate buildings. Because the existing school is temporary, the school lacks specialized classroom space and adequate administrative space. The library is small and is not conducive for research or studying. Some facilities have to serve dual or multiple functions since there is an overall lack of space. The school does not have a multi-purpose facility or gymnasium and the school must use facilities away from the school campus for large group activities.

Ranking Categories: Identify the percent of the project that is in the following categories of need.

___ % Critical Health or Safety Deferred Maintenance
100 % Critical Health or Safety Capital Improvement
___ % Critical Resource Protection Deferred Maintenance
___ % Critical Resource Protection Capital Improvement
___ % Critical Mission Deferred Maintenance
___ % Compliance & Other Deferred Maintenance
___ % Other Capital Improvement

Capital Asset Planning 300B Analysis Required on this Project: No

Project Costs and Status

Project Cost Estimate:	$	%
Deferred Maintenance Work:	$	
Capital Improvement Work:	$ 19,560	100
Total Project Estimate:	$ 19,560	100

Class of Estimate (circle one): C
Estimate Good Until (mm/yy): 10/2000

Dates: (qtr/yy)	Sch'd	Actual
Construction Start/Award:	2/2001	
Project Complete:	4/2002	

Project Funding History:

Appropriated to Date:	$
Planned Funding FY 2001:	$ 19,560
Future Funding to Complete Project:	$ ____
Total:	$ 19,560

Project Data Sheet Prepared 8/20/98
Last Updated: 01/20/00

DEPARTMENT OF THE INTERIOR MAINTENANCE AND CONSTRUCTION PLAN FY 2001 -2005

Bureau of Indian Affairs
PROJECT DATA SHEET

Bureau Priority/Ranking	3
Planned Funding FY	2001
Funding Source: Education Construction	

Project Identification

Project Title: Zia Day School Replacement		
Project No.: 93M1N	Unit/Facility Name: Zia Day School	
Region/Area/District: Southwest Region	Congressional District: 3	State: NM

Project Justification

Project Description: This project provides for the replacement of the existing pre-k-6 grade school located at the Pueblo of Zia in New Mexico. The 44,483 square feet (sq ft) school will serve a projected school population of 157 students in pre-k-8 grade. Approval to expand the grade levels was authorized by Congress prior to the moratorium on school grade level expansions. Included are the facilities maintenance shop and bus garage which consists of 1,500 sq ft of space.

Project Need/Benefit: The existing school was built in 1930 of adobe mud construction. The facility is in poor condition due primarily to age. Because the entire campus is only 1.2 acres, the parking lot is extremely small and does not allow for bus and automobile turn around for loading and unloading of students. Vehicles must back-up to exit the parking lot and this creates a potential for safety hazard. Bureau guidelines and national standards recommend 22 acres for a K-8 school. The entire main building is in need of new exterior stucco. Asbestos has been found in floor tiles, sheet vinyl and adhesive. The existing doors and panic hardware are worn out and mechanisms do not operate properly. Additional fuel storage tanks meeting EPA requirements are needed. Portable classrooms have been provided over the past years, however, the campus is so small that additional portable classrooms cannot be accommodated on the same site. The school does not meet the Bureau's space guidelines. In summary, the existing school has out lived its useful life and requires replacement with a modern facility that can meet today and tomorrow's education challenges. Consistent with the age of the building, the boilers and hot and cold water systems and sewer systems need total replacement. The kitchen equipment is over 25 years old and replacement parts for some of the equipment are no longer available. The kitchen equipment is unable to hold high temperatures and is continually breaking down, often adversely impacting the school lunch program.

Ranking Categories: Identify the percent of the project that is in the following categories of need.

___ % Critical Health or Safety Deferred Maintenance	___ % Critical Mission Deferred Maintenance
100 % Critical Health or Safety Capital Improvement	___ % Compliance & Other Deferred Maintenance
___ % Critical Resource Protection Deferred Maintenance	___ % Other Capital Improvement
___ % Critical Resource Protection Capital Improvement	

Capital Asset Planning 300B Analysis Required on this Project: No

Project Costs and Status

Project Cost Estimate:	$	%
Deferred Maintenance Work:	$	
Capital Improvement Work:	$ 8,998	100
Total Project Estimate:	$ 8,998	100

Class of Estimate (circle one):	**C**
Estimate Good Until (mm/yy):	10/2000

Dates: (qtr/yy)	Sch'd	Actual
Construction Start/Award:	2/2001	
Project Complete:	3/2002	

Project Funding History:

Appropriated to Date:	$
Planned Funding FY 2001:	$ 8,998
Future Funding to Complete Project:	$ ____
Total:	$ 8,998

Project Data Sheet Prepared 8/20/98
Last Updated: 01/20/00

DEPARTMENT OF THE INTERIOR MAINTENANCE AND CONSTRUCTION PLAN FY 2001 - 2005

Bureau of Indian Affairs
PROJECT DATA SHEET

Bureau Priority/Ranking	4
Planned Funding FY	2001
Funding Source: Education Construction	

Project Identification

Project Title: Baca/Thoreau (Dlo'ay Azhi) Consolidated Community School		
Project No.: 01N1N	Unit/Facility Name: Baca/Thoreau (Dlo'ay Azhi) Community School	
Region/Area/District: Navajo Region	Congressional District: 2	State: NM

Project Justification

Project Description: This project will replace two K-6 schools located in Prewitt and Thoreau, New Mexico, respectively. The schools will be consolidated and serve approximately 375 students. The school is ranked number 4 on the Bureau's Education Facilities Replacement Construction Priority List as of FY 2000..

Project Need/Benefit: The two schools were constructed of native sandstone in the 1930's. Because of health and safety risks, general building deterioration, the high cost of maintenance, and the inadequate sizes of the classrooms there is a need to replace the two schools and provide an economical, functional, and efficient facility located within traveling distances of the Prewitt and Thoreau communities. Continued use of the old buildings has increased the health and safety risks to the students since asbestos, lead paint, solder, and radon gases have been detected in the 70 year old structures. Lack of adequate mechanical systems to add and circulate fresh air throughout the buildings adds to the present unhealthy conditions. The antiquated sewer systems at both schools are continually being repaired and cause health risks when breaks occur in the lines. The sewer lagoons are used beyond their designed capacities. Lack of adequate electrical systems in the schools prevents use of the newer educational technologies which are necessary to meet the Tribe's educational goals. The schools do not have adequate libraries, computer classrooms, cafeterias, gymnasiums, specialized resource rooms, and must resort to use of old residences, Quonset huts, and even a hogan to meet their educational and administrative space needs.

Ranking Categories: Identify the percent of the project that is in the following categories of need.

___ % Critical Health or Safety Deferred Maintenance	___ % Critical Mission Deferred Maintenance
100 % Critical Health or Safety Capital Improvement	___ % Compliance & Other Deferred Maintenance
___ % Critical Resource Protection Deferred Maintenance	___ % Other Capital Improvement
___ % Critical Resource Protection Capital Improvement	

Capital Asset Planning 300B Analysis Required on this Project: Yes

Project Costs and Status

Project Cost Estimate:	$	%
Deferred Maintenance Work:	$	
Capital Improvement Work:	$ 14,470	100
Project Estimate:	$ 14,470	100

Project Funding History:	
Appropriated to Date:	$
Planned Funding FY 2001:	$ 14,470
Future Funding to Complete Project:	$_____
Total:	$ 14,470

Class of Estimate (circle one): **D**
Estimate Good Until (mm/yy): 09/30/00

Dates: (qtr/yy)		Sch'd	Actual
	Construction Start/Award:	02/01	
	Project Complete:	04/02	

Project Data Sheet Prepared: 01/10/00
Last Updated: 01/20/00

DEPARTMENT OF THE INTERIOR MAINTENANCE AND CONSTRUCTION PLAN FY 2001 - 2005

Bureau of Indian Affairs
PROJECT DATA SHEET

Bureau Priority/Ranking	5
Planned Funding FY	2001
Funding Source: Education Construction	

Project Identification

Project Title: Lummi Tribal Replacement School		
Project No.: 01P1N	Unit/Facility Name: Lummi Tribal School	
Region/Area/District: Northwest Region	Congressional District: 2	State: WA

Project Justification

Project Description: This project will replace a K-12 educational facility located in Bellingham, Washington. The present facility is housed almost entirely in portable classrooms which are considered temporary and must be replaced with a new school. The school will serve approximately 765 students and is ranked number 5 on the Bureau's Education Facilities Replacement Construction Priority List as of FY 2000.

Project Need/Benefit: In 1989 a boiler explosion destroyed a portion of the school and the Bureau provided 5 portable classrooms as temporary space until the lost educational space could be replaced. A majority of the school is housed in temporary classrooms and the entire facility has deteriorated to such a condition that it is no longer economically feasible to continue making repairs to the facilities. The use of temporary classrooms for such a long period of time has created unhealthy and unsafe conditions for the students and staff. Asbestos and radon gas have been detected in several of the buildings. Without removal or proper working mechanical equipment, the health risks are increased. The school's outdated electrical system has caused several closures at the school and has crippled the Tribe's educational program which requires the use of specialized technical equipment. The school lacks computer and science classrooms, a library, adequate administrative space, a gymnasium, and a cafeteria. Because of the present unfavorable educational environment, students are being deprived of educational opportunities necessary to improve their future economic well being.

Ranking Categories: Identify the percent of the project that is in the following categories of need.

___ % Critical Health or Safety Deferred Maintenance
100 % Critical Health or Safety Capital Improvement
___ % Critical Resource Protection Deferred Maintenance
___ % Critical Resource Protection Capital Improvement
___ % Critical Mission Deferred Maintenance
___ % Compliance & Other Deferred Maintenance
___ % Other Capital Improvement

Capital Asset Planning 300B Analysis Required on this Project: No, Stewardship Asset

Project Costs and Status

Project Cost Estimate:	$	%
Deferred Maintenance Work:	$	
Capital Improvement Work:	$ 15,570	100
Total Project Estimate:	$ 15,570	100

Class of Estimate (circle one): **D**
Estimate Good Until (mm/yy): 09/30/00

Project Funding History:	
Appropriated to Date:	$
Planned Funding FY 2001:	$ 15,570
Future Funding to Complete Project:	
Total:	$ 15,570

Dates: (qtr/yy)		Sch'd	Actual
	Construction Start/Award:	02/01	
	Project Complete:	04/02	

Project Data Sheet Prepared: 01/10/00
Last Updated: 01/20/00

DEPARTMENT OF THE INTERIOR MAINTENANCE AND CONSTRUCTION PLAN FY 2001 - 2005

Bureau of Indian Affairs
PROJECT DATA SHEET

Bureau Priority/Ranking	6
Planned Funding FY	2001
Funding Source: Education Construction	

Project Identification

Project Title: Wingate Elementary School Replacement		
Project No.: 01N2N	Unit/Facility Name: Wingate Elementary School	
Region/Area/District: Navajo Region	Congressional District: 2	State: NM

Project Justification

Project Description: This project will replace a K-8 educational facility located in Fort Wingate, New Mexico. The school is currently housed in 9 old buildings some of which are 60 years old. The new school will serve approximately 735 students and is ranked number 6 on the Bureau's Education Facilities Replacement Construction Priority List as of FY 2000.

Project Need/Benefit: The present elementary school is housed in 9 historic rubble stone buildings some of which are cracking at the foundations and walls. Annual inspections indicate it is no longer feasible to upgrade the facility to meet building codes, fire safety requirements, provide access for the handicapped, or to meet the functional requirements of the educational program. Annual facility inspections have detected various amounts of asbestos, radon, lead based paint, and Polychlorinated Biphenyls (PCB) in the buildings. The air quality inside the facilities is affected by the absence of air handling units to circulate and ventilate the air. The electrical system is used closed to its maximum capacity as needed electronic teaching equipment is added to the system daily. The sanitary waste system has deteriorated to such an extent that monthly repairs and clean outs have become common occurrences.

Ranking Categories: Identify the percent of the project that is in the following categories of need.

___ % Critical Health or Safety Deferred Maintenance	___ % Critical Mission Deferred Maintenance
100 % Critical Health or Safety Capital Improvement	___ % Compliance & Other Deferred Maintenance
___ % Critical Resource Protection Deferred Maintenance	___ % Other Capital Improvement
___ % Critical Resource Protection Capital Improvement	

Capital Asset Planning 300B Analysis Required on this Project: Yes

Project Costs and Status

Project Cost Estimate: $ / %	Project Funding History:
Deferred Maintenance Work: $	Appropriated to Date: $
Capital Improvement Work: $ 23,920 / 100	Planned Funding FY 2001: $ 23,920
Total Project Estimate: $ 23,920 / 100	Future Funding to Complete Project: $_____
	Total: $ 23,920
Class of Estimate (circle one): **D**	
Estimate Good Until (mm/yy): 09/30/00	
Dates: (qtr/yy) Sch'd / Actual	Project Data Sheet Prepared: 01/10/00
Construction Start/Award: 01/01	Last Updated: 01/20/00
Project Complete: 04/02	

Account: Construction
Subactivity: Public Safety and Justice

Program Element		2000 Enacted To Date	Uncontrollable and One-time Changes	Program Changes	2001 Budget Request	Change From 2000
Facilities Improvement and Repair	$(000)	1,400	1	0	1,401	1
	FTE	*1*	*0*	*0*	*1*	*0*
Fire Safety Coordination	$(000)	156	3	0	159	3
	FTE	*2*	*0*	*0*	*2*	*0*
Fire Protection	$(000)	3,981	0	0	3,981	0
	FTE	*0*	*0*	*0*	*0*	*0*
Total Requirements	$(000)	5,537	4	0	5,541	4
	FTE	*3*	*0*	*0*	*3*	*0*

Note: For all facilities construction projects, any funds not required for a project as a result of contract bid efficiencies will be utilized and applied toward other priority ranked projects as necessary.

Overview: The Public Safety and Justice Construction program focuses on the facilities improvement and repair or renovation, and demolition of adult and juvenile detention centers. It also encompasses the Bureau's Fire Protection program which provides a broad range of structural fire protection systems Bureauwide for Bureau-owned or administered properties.

The Bureau owns 34 detention centers. These centers do not meet the basic standards of the American Correctional Association for either adult or juvenile detention facilities. The Bureau-owned facilities are outdated, dilapidated and overcrowded. In many facilities, cell square footage is inadequate, natural lighting in cells is absent, space for day rooms or multi-purpose rooms is essentially non-existent. In addition, indoor or outdoor exercise areas are unavailable at many locations. Also, many Tribes do not have detention facilities. For many of these Tribes, offenders are allowed to remain at large due to the lack of adequate detention facilities.

As a result of the *Presidential Initiative on Law Enforcement in Indian Country*, a working partnership between the Bureau and the Department of Justice (DOJ) to decrease crime in Indian Country, Bureau law enforcement has been provided additional resources to meet personnel and program resource needs. These operational program increases have put an enormous burden on existing law enforcement facilities, most of which are in poor condition. As the Bureau's law enforcement program continues to expand, adequate detention and administrative facilities will be required. For example, hiring more law enforcement personnel will result in more arrests, which will place additional demands on non-compliant detention facilities.

Law Enforcement Projects

Program Description: As part of the *Presidential Initiative on Law Enforcement in Indian Country*, funding for new detention centers on reservations was requested and provided within the Department of Justice's (DOJ) appropriations. For the third year of the multi-year *Initiative*,

funding for detention center repair and construction replacement will continue to be requested in the DOJ budget request. Under DOJ's program, Tribes must contribute to the cost of construction.

The Bureau maintains a priority list of facility projects. From that list, the first five projects received construction funding from the Bureau prior to the joint DOJ/DOI initiative[21]. The Bureau has provided DOJ with its priority listing of facility projects awaiting construction funding. The remaining projects to be funded from the established Bureau priority list are as follows:

Rank	Detention Facilities Construction[22]	Rank	Detention Facilities Construction
6	Gila River Indian Community, AZ (Tribe funded construction of facility; completed in November, 1999)	12	Mississippi Band of Choctaw Indians, MS
7	Salt River Pima-Maricopa Indian Community, AZ	13	Tohono O'odham Nation, AZ
8	Colville Confederated Tribes, WA	14	Confederated Tribes of the Umatilla Indians, OR
9	Navajo Nation - Crownpoint, NM	15	Eight Northern Pueblos, NM
10	Navajo Nation - Kayenta, AZ	16	San Carlos Apache Tribe, AZ
11	Navajo Nation - Shiprock, NM	17	Three Affiliated Tribes of Fort Berthold, ND

DOJ provided funding in FY 1999 for 8 total projects, of which three are on the Bureau's priority list. The following table denotes the construction projects funded by DOJ:

Applicant	Project Scope	Amount Awarded
Confederated Tribes of the Colville Reservation (No. 8)	Construction of the adult/juvenile correctional components of the Colville Justice Center, includes areas for law enforcement functions (to be funded with alternative resources.)	4,579,550
San Carlos Apache Tribe (No. 16)	Construction of a 48-bed medium security correctional facility (19,600 square feet) with the capacity to hold offenders for up to one year; contains 2 units with capacity to hold up to 12 juveniles for up to 72 hours; and will be located in San Carlos Proper in east central Arizona.	2,158,550
Three Affiliated Tribes of Fort Berthold (No. 17)	Construction of juvenile correction component including an adult correctional component, office space for law enforcement and Tribal courts (to be funded with alternative resources).	2,000,000
Total		**8,738,100**

[21]The five projects funded to date (in order of ranked priority) are: (1) Oglala Sioux Tribe; (2) Navajo Nation - Tuba City; (3) Navajo Nation - Chinle; (4) Sac and Fox Nation of Oklahoma; and, (5) Ute Mountain Ute Tribe.

[22]*Federal Register*, vol. 58, December 30, 1993, Notice to Rank Juvenile Detention Facilities Construction and PONI Study Applications.

The Bureau also maintains a priority list[23] for renovations and improvements of existing Federal facilities. This list is as follows:

Renovation/Improvement of Existing Detention Facilities			
Rank		**Rank**	
1	Blackfeet Law Enforcement Center, MT	18	Northern Cheyenne Law Enforcement Center, MT
2	Red Lake Law Enforcement Center, MN	19	Sacaton Adult Detention Center, AZ
3	Pine Ridge Correctional Facility, SD	20	Owyhee Detention Center, NV
4	Wellpinit Law Enforcement Center, WA	21	Warm Springs Detention, OR
5	Supai Jail, AZ	22	Fort Peck Police Department, MT
6	Medicine Root Detention Center, SD	23	Sacaton Juvenile Detention Center, AZ
7	White Mountain Law Enforcement Center, AZ	24	Peach Springs Detention Center, AZ
8	Crow Law Enforcement Center, MT	25	Hopi Rehabilitation Center, AZ
9	Zuni Police Department, NM	26	Menominee Tribal Jail, WI
10	Fort Belknap Law Enforcement Center, MT	27	Fort Thompson Jail, ND
11	Turtle Mountain Law Enforcement Center, ND	28	Omaha Tribal Police Department, NE
12	San Carlos Law Enforcement Center, AZ	29	Sells Adult Detention Center, AZ
13	Wind River Police Department, WY	30	Standing Rock Law Enforcement Center, SD
14	Fort Totten Municipal Center, ND	31	Chemawa Indian School, OR
15	Nett Lake Law Enforcement Center, MN	32	Fort Peck Indian Youth Service, MT
16	Rosebud Law Enforcement Center, SD	33	Walter Miner Law Enforcement Center - Adult, SD
17	Quinault Police Department, WA	34	Walter Miner Law Enforcement Center - Juvenile, SD

The following table provides the status of the 17 facilities on the Bureau's Detention Center Priority list approved by the Congress.

DETENTION CENTER	STATUS
1. Oglala Sioux, SD	Construction completed June, 1995.
2. Tuba City, AZ	Construction completed September, 1996.
3. Chinle, AZ	Construction awarded July, 1998; completion scheduled for February, 2000. The Navajo Nation does not expect to start program operations until June, 2000.
4. Sac and Fox, OK	Construction completed December, 1996.
5. Ute Mountain Ute, CO	Design completed January, 1998. *P. L. 93-638* construction contract awarded to the Tribe in January, 1998; completion scheduled in February, 2000.

[23] *Federal Register,* vol. 62, August 29, 1997, Notice of Prioritizing the 1995 Facilities Needs Assessments for the Repair and Improvement of Bureau of Indian Affairs Law Enforcement Facilities.

DETENTION CENTER	STATUS
6. Gila River, AZ	Design completed in March, 1994; Tribe funded the construction of the facility; construction completed November, 1999.
7. Salt River, AZ	Funds appropriated to date completed 40 percent of the design stage in December, 1995.
8. Colville, WA	Design 20% completed in November, 1994. This project is on hold awaiting further design funding. DOJ funded $4,579,550 in FY 1999 to assist in the construction of the adult and juvenile components of the Justice Center.
9. Crownpoint, NM	PONI programming updated in March, 1997. No design work started.
10. Kayenta, AZ	Planning stage completed June, 1990; not funded for design phase. Will require planning document update.
11. Shiprock, NM	Planning stage completed June, 1990; not funded for design phase. Will require planning document update.
12. Choctaw, MS	In FY 1998, DOJ provided $977,164 to complete design of this facility.
13. Tohono O'odham, AZ	PONI completed in February, 1995. No design work has been funded by the Bureau. Planning documents will require updating.
14. Confederated Tribes of the Colville Reservation	In 1999, DOJ awarded $4,579,550 to construct adult/juvenile correctional components of the Colville Justice Center.
15. Eight Northern Pueblos	No planning or design work has been funded by the Bureau.
16. San Carlos Apache Tribe	In 1999, DOJ awarded $2,158,550 to construct a 48-bed medium security correctional facility.
17. Three Affiliated Tribes of Fort Berthold	In 1999, DOJ awarded $2,000,000 to construct juvenile and adult correctional components.

DOJ also provided funds for major FI&R projects in FY 1999 as denoted on the following table:

Applicant	Project	Project Scope	Amount
Red Lake Band of Chippewa Indians (No. 2)	Design	Architectural/engineering design work for a 42-bed adult correctional unit, a 26-bed juvenile correctional component, and a 24-bed juvenile male work farm. Planning and design work for adult and juvenile correctional components which will be approximately 25,000 square feet and 14,000 square feet, respectively. Both the adult and juvenile correctional components will be designed for multiple security classifications. The design of the juvenile work camp component will be a non-secure residential facility in an area approximately 12,600 square feet. The complex will also include law enforcement and Tribal court components (design to be funded with alternative resources).	574,870
Oglala Sioux Tribe (No. 3)	Design & Construction	Feasibility study to determine the type of facility most appropriate to address offender population, i.e., detox center, halfway house, treatment center, detention center, or combination thereof.	1,327,659
Pueblo of Zuni (No. 9)	Planning, Design, & Construction	Planning, design and construction of a 20,800 square foot 30-bed adult and juvenile correctional facility.	2,334,000

Applicant	Project	Project Scope	Amount
Rosebud Sioux Tribe (No. 16)	Design & Construction	Design and construction of a 60-bed juvenile correctional facility with the following capacity levels: 14 high security beds (8 male, 6 female); 20 medium security beds (12 male, 8 female); and, 26 minimum security beds (16 male, 10 female).	6,100,770
Northern Cheyenne Tribe (No. 18)	Planning, Design & Construction	Planning, design and construction of a 12-cell medium security juvenile detention unit, with an additional 20-bed male and 14-bed female minimum security unit. Facility will include classrooms, a multi-purpose day room, and a recreational area.	3,482,629
Shoshone-Paiute Tribes (Owyhee) (No. 20)	Construction	Construction of a 24-bed (16 male, 8 female) juvenile correctional facility, containing a special management area for detoxification. Facility will be approximately 14,000 square feet in size.	2,862,132
TOTAL			**16,682,060**

Facilities Improvement and Repair ($1,400,000)

The FI&R base program includes minor improvement and repair (MI&R), environmental, and emergency repair of Bureau-owned law enforcement facilities. The emergency repair program addresses immediate repair of deficiencies which meet certain emergency criteria. Emergency repair needs result from the occurrence of unforeseen deficiencies which require immediate corrective action to allow the continued day-to-day operation of programs. The continued rapid deterioration of Bureau facilities has created a significant backlog of serious life/safety deficiencies to such a degree that it is shifting the role of the MI&R program into a resource for emergency funding. The estimated backlog of law enforcement repair needs, excluding quarters, as of January, 2000, total approximately $56.3 million. Project work will continue on backlog work items to correct critical health and safety (S-1) items and environmental (hazardous materials) concerns at the 34 Bureau-operated facilities. Funds will be used to address minor repairs and environmental projects identified in Bureau safety reports and emergency repair needs at Bureau-owned or operated detention facilities. The result will provide safe, functional, economical, and energy efficient facilities. Law Enforcement projects are included in the Department's Five-Year Maintenance and Construction Plan for implementation.

Minor Improvement and Repair (MI&R) ($775,000): The MI&R program will be used primarily to correct priority safety deficiencies, beginning with critical safety work items (S-1). The priority order for correcting deficiencies in the MI&R program are as follows:

1) critical health and safety work items (S-1)
2) mechanical, electrical, and utility
3) other required backlog items to meet local priorities

In FY 2000, as an ongoing effort to maximize the use of existing law enforcement facilities and to continue to correct and reduce the critical health and safety hazards in Bureau law enforcement facilities, funds will be allocated to four Regions for addressing critical safety work items. Work will be accomplished by each location where feasible. These funds are for work items not normally encountered in the Operations and Maintenance (O&M) program. Due to time constraints for immediate correction, these critical health and safety items cannot await funding within a designed project under the FI&R program. The following is the planned distribution of funds to the Regions:

REGION	AMOUNT
Great Plains	200,700
Rocky Mountain	179,500
Midwest	194,300
Western	200,500
TOTAL	**775,000**

It is important to note that for FI&R projects and Demolition and Reduction of Excess Space projects in all activities, funds are used to address the most immediate repair needs and that funds are shifted between projects as the priority need arises each year.

Environmental Projects ($500,000): In FY 2000, the following critical environmental issues affecting the Bureau-owned detention centers will be addressed: asbestos abatements; continuation of underground storage tank (UST) remediations; upgrading or replacement of aboveground storage tanks and development of spill prevention plans; conducting lead-based paint abatement projects; removing other hazardous wastes; and, performing other required environmental compliance or remediation projects. In addition, corrective actions required in the detention facilities as identified by the Bureau's environmental auditing program will be addressed. All of these projects are required by the EPA, statute or regulations and/or are necessary to protect the health of inmates, detention center employees and visitors.

Specifically, the following projects will receive funds to address the respective deficiencies identified:

PROJECT	NATURE OF WORK	COST
Hopi Law Enforcement, AZ	Hazardous Waste Disposal	8,000
White Shield Law Enforcement, ND	Disposal of PCBs	500
Loneman Law Enforcement, SD	Remediation of UST site	60,000
Other Nationwide projects identified through audits or FACCOM Nationwide	Varied	431,500
Total		**500,000**

Emergency Repair ($100,000): This is the only program that has funds available for law enforcement facilities for immediate repair correction of deficiencies that meet emergency criteria. Emergency repair needs result from the occurrence of unforeseen deficiencies which require immediate corrective action to allow the continued day-to-day operation of programs. The projects are completed at each location through Bureau force account or emergency contracts.

Examples of emergency repair include: repair or replacement of mechanical and utility system components; correction of immediately hazardous safety conditions; damage caused by fire; acts of nature (i.e., tornadoes, flood, snow, ice, lightening); and vandalism.

Backlog/Inventory Validation ($25,000): In FY 2000, the Office of Facilities Management and Construction (OFMC) will continue a multi-phased inventory and backlog field validation project of which law enforcement facilities are a key part. This is crucial to the overall facilities operations, especially for the distribution and accounting of appropriated funds for construction and operation and maintenance of Bureau-funded law enforcement centers. The validation will verify existing deficiency listings, identify any additional critical deficiencies and develop plans for abatement. All aspects of the inventory and backlog data are necessary to support the Bureauwide facilities program. The validation efforts need to be completed in coordination with the design of the Facility Management Information System (FMIS) described under General Administration Construction. The Inventory and Backlog Validation project is included in the Department's Five-Year Deferred Maintenance and Construction Plan. The integrity of both the inventory and the backlog is essential to ensure equitable prioritization of facilities improvement and repair projects. The validation approach will result in more accurate and equitable financial allocations and forecasting budgetary needs. In addition, it will make optimal use of limited resources and improve the identification of needed repairs in all Bureau facilities.

The backlog validation process began in FY 1999. Of the total Bureauwide locations, 75 percent have been validated. In FY 2000, the remaining 25 percent of the locations will be validated. To maintain current and accurate information cyclic reviews of the Bureauwide location will be performed. The backlog validation will identify critical and non-critical deficiencies for code compliance in non education facilities.

The multi-phased inventory validation project started in FY 1998. Twenty five percent of the locations were completed. In FY 1999, because of the development of the Five-Year Deferred Maintenance and Construction Plan, efforts were shifted from inventory to backlog validation. In FY 2000, 25 percent of the locations will be completed in accordance with the data model established for the FMIS. The multi-phased inventory project will continue through FY 2002. In FY 2000, user training will be conducted. Software upgrades will be provided and mission critical enhancements to system an software/hardware maintenance agreements will be developed.

Fire Safety Coordination ($156,000; FTE 2)

During FY 2000, funding will be provided for the Bureau's structural fire protection program. The program covers schools, detention centers, and all other Bureau facilities.

Fire Protection ($3,981,000)

In FY 2000, the program will continue efforts to address fire safety concerns in educational facilities and to ensure fire protection response by governmental fire departments and brigades. Funds provided would allow the Bureau to help meet current National Fire Protection Association (NFPA) Standards and Occupational Safety and Health Administration (OSHA) requirements. The Fire Protection program addresses all fire safety needs for Bureau schools, dormitories, facilities, and includes replacement of unsafe and unserviceable fire trucks. The following Regions will receive funds to retrofit 334,000 square feet of dormitory and school space with the installation of sprinkler systems:

Region	Agency	Sq. Ft.	Amount
Navajo	Dilcon Boarding School, AZ	65,794	$394,764
Western	Santa Rosa Boarding School, AZ	33,104	198,624
Navajo	Dennehotso Boarding School, AZ	32,529	195,174
	Kayenta Boarding School, AZ	27,444	164,664
	Wide Ruins Boarding School, AZ	26,450	158,700
	Toadlena Boarding School, NM	25,406	152,436
	Navajo Mountain Boarding School, UT	25,349	152,094
	Aneth Community, UT	25,068	150,408
	Nenahnezad Boarding, NM	22,053	132,318
	Crownpoint Community, NM	21,966	131,796
Eastern Oklahoma/Education	Eufaula Dormitory, OK	28,837	173,022
TOTAL		**334,000**	**2,004,000**

Due to the large investment in fire trucks and equipment for emergency responses, modular buildings will be constructed to provide protection for the trucks and equipment. These new buildings will also help isolated communities meet other emergency response needs by serving as multi-purpose facilities which could be used by programs such as Tribal emergency medical technicians conducting meetings and training sessions. Funds will be distributed to the following Regions to construct modular buildings:

Region	Location	Amount
Navajo	Dennehotso Boarding School, AZ	$200,000
Navajo	Navajo Mountain Boarding School, UT	200,000
Southwest	Pine Hill School, NM	200,000
Navajo	Wide Ruins Boarding School, AZ	200,000
Great Plains	Rosebud Dormitories, SD	200,000
Total		**1,000,000**

As part of a comprehensive plan to address identified deficiencies in the Fire Protection program, the Bureau will replace 2 fire trucks at a cost of $170,000 each. These units will be placed in the following locations to ensure the safety of children in educational facilities:

Region	Location	Truck	Equipment	Total
Southwest	Pine Hill School, NM	140,000	30,000	170,000
Navajo	Dennehotso Boarding School, AZ	140,000	30,000	170,000
Total				**340,000**

Program funds will also be used in the following areas: other damaged, worn out, and unserviceable equipment for Bureau and Tribal fire departments will be replaced; maintenance of Self Contained Breathing Apparatus (SCBA) in readiness with full air cylinders; and, purchase of washers and dryers for the cleaning fire fighting clothing. Protective clothing, fire fighting and personnel protective equipment (hose, nozzles, SCBA) are a necessity to ensure the safety of fire personnel and to meet requirements of NFPA 1500 Standard on Fire Department Occupational Safety and Health Program. The following is a list of equipment to be purchased:

Equipment	Amount
SCBAs	$120,000
SCBA Fill Stations	210,000
Washers and Dryers	80,000
Protective Clothing	25,000
Personnel Protective Equipment	125,000
Training	77,000
Total	**637,000**

Justification of FY 2001 Budget Request

Program Element		2001 Budget Request
Facilities Improvement and Repair	$(000)	1,401
	FTE	*1*
Fire Safety Coordination	$(000)	159
	FTE	*2*
Fire Protection	$(000)	3,981
	FTE	*0*
Total Requirements	$(000)	5,541
	FTE	*3*

Public Safety and Justice

These funds will support the long term goal of improving the safety and functionality of facilities for program clients. The Law Enforcement Construction Program provides advance planning and design of detention facilities and construction activities. These activities and/or projects are fundamental to providing functional, economical, and energy efficient facilities in support of the law enforcement program. Indian Country detention facilities, both Bureau and Tribal, face overwhelming overcrowding conditions, deteriorating facility conditions, and life safety threats, which contribute to the excessive costs in maintaining day to day operations.

With the *Presidential Initiative on Law Enforcement in Indian Country* moving forward in reducing the crime rates, it has a burdening effect on detention facilities as existing facilities are already

occupied beyond a safe and maximum capacity. The Government can avoid legal action and eliminate further liability by providing funds for the improvement and repair of detention centers to reduce the backlog through elimination of safety and health hazards in the Bureau's law enforcement facilities. This is a key component in the Bureau's strategic plan and its goals -- to provide safe and functional facilities for clients.

The funds requested would help support the *Initiative* and the Department's efforts to improve the condition of DOI facilities through the five-year planning effort and placing an emphasis on law enforcement. The program also includes funds for the Fire Protection program to address all fire safety needs for Bureau schools, dormitories, and facilities. In FY 2001, the Bureau seeks to replace three unsafe and unserviceable fire trucks. This will allow the Bureau to meet its annual performance goal: The Bureau will replace three unsafe and unserviceable fire trucks as noted on the 1997 Fire Truck listing.

Facilities Improvement and Repair ($1,401,000)

The FI&R base program includes minor improvement and repair (MI&R), environmental, and emergency repair of Bureau-owned law enforcement facilities. Project work will continue on backlog work items to correct critical health and safety (S-1) items and environmental (hazardous materials) concerns at the 34 Bureau-operated facilities. The emergency repair program addresses immediate repair of deficiencies which meet certain emergency criteria. Emergency repair needs result from the occurrence of unforeseen deficiencies which require immediate corrective action to allow the continued day-to-day operation of programs. The continued rapid deterioration of Bureau facilities has created a significant backlog of serious life/safety deficiencies to such a degree that it is shifting the role of the MI&R program into a resource for emergency funding. The estimated backlog of law enforcement repair needs, excluding quarters, as of January, 2000, totaled $56.3 million.

Minor Improvement and Repair (MI&R) ($775,000): The MI&R program will continue to correct priority safety deficiencies, beginning with critical safety work items (S-1). The priority order for correcting deficiencies in the MI&R program are as follows:

1) critical health and safety work items (S-1)
2) mechanical, electrical, and utility
3) other required backlog items to meet local priorities

Work will be accomplished Bureauwide by each location where feasible. These funds are for work items not normally encountered in the Operations and Maintenance (O&M) program. Due to time constraints for immediate correction, these critical health and safety items cannot await funding within a designed project under the FI&R program. The continued rapid deterioration of Bureau facilities has created a significant backlog of serious life/safety deficiencies to such a degree that it is shifting the role of the MI&R program into a resource for emergency funding.

As an ongoing effort to maximize the use of existing facilities and continue to correct and reduce the critical health and safety hazards in the detention facilities, funds will be allocated to Regions to address critical safety work items. The correction of items would allow the Bureau to be in compliance with the American with Disabilities Act (ADA) requirements; Environmental Protection

Agency (EPA) statutory requirements; Uniform Federal Accessibility Standards (UFAS); other life safety code requirements; and, minimize the Bureau's exposure to litigation and use of unsafe facilities. The following is a list of planned distributions to correct safety deficiencies:

REGION	AMOUNT
Great Plains	175,000
Rocky Mountain	75,000
Midwest	75,000
Western	175,000
Southwest	75,000
Navajo	125,000
Northwest	75,000
TOTAL	**775,000**

It is important to note that for FI&R projects and Demolition and Reduction of Excess Space projects in all activities, funds are used to address the most immediate repair needs and that funds are shifted between projects as the need arises each year.

Environmental Projects ($500,000): The Bureau will continue to address critical environmental issues affecting detention centers, including: asbestos abatements where friable asbestos presents a threat to the health and safety of detention center inmates and employees; removing underground storage tanks and remediation of oil and gas leaks that have contaminated soil and groundwater; removing hazardous wastes; and, other required corrective actions at detention facilities that are identified by the Bureau environmental auditing program. All of these projects are required by EPA, statute or regulation and/or are necessary to protect the health of inmates, detention center employees, and visitors to detention facilities.

PROJECT	NATURE OF WORK	COST
Fort Thompson Law Enforcement	Remediation of UST site	75,000
Turtle Mountain Law Enforcement	Remediation of UST site	25,000
Nationwide	Removal of leaking USTs	100,000
Nationwide	Friable asbestos abatement	200,000
Nationwide projects identified through audits	Varied	100,000
Total		**500,000**

Emergency Repair ($100,000): In FY 2001, funding will be provided to the Bureau programs on an as needed basis in the event of unforeseen circumstances. This is the only program that has funds available for immediately repairing and correcting deficiencies that meet emergency criteria at law enforcement facilities. Emergency repair needs result from the occurrence of unforeseen deficiencies which require immediate corrective action to allow the continued day-to-day operation of programs. The projects are completed at each location through Bureau force account (local offices of the Bureau have authority to hire personnel for specified time periods for emergency or special purposes) or emergency contracts.

These funds will also provide technical assistance, approve funds for immediate correction of unanticipated life/safety and other facility deficiencies, prevent exposure to injury and allow the continued daily operation of programs. Examples of emergency repair include: repair or replacement of mechanical and utility system components; correction of immediately hazardous safety conditions; damage caused by fire; acts of nature (i.e., tornadoes, flood, snow, ice, and lightening); and, vandalism.

Inventory and Backlog Validation ($26,000): In FY 2001, the Bureau's Office of Facilities Construction and Management (OFMC) will continue the multi-phased inventory validation of all its facilities. Twenty-five percent will be completed in accordance with the data model established for the FMIS, which will complete 75 percent of the Bureauwide locations. The multi-phased inventory project will continue through FY 2002. To maintain current and accurate information, cyclic reviews of the Bureauwide locations will be performed on a five-year cycle at each location. This information includes, but is not limited to, all buildings, structures, towers, grounds and equipment operated by the Bureau Facility Management program. This also includes newly constructed or remodeled facilities. One of the most important factors relating to this information is the need for current and accurate information including up-to-date costs for operations and maintenance, construction and deferred maintenance needs.

Fire Safety Coordination ($156,000; FTE 2)

In FY 2001, funds requested will continue to be used for staff support for the Bureau's structural fire protection program covering schools, detention centers, and all other Bureau facilities.

Fire Protection ($3,981,000)

In FY 2001, the program will continue efforts to correct fire safety concerns in educational facilities and to ensure fire protection response by governmental fire departments and brigades. The amount requested will allow the Bureau to help meet current National Fire Protection Association (NFPA) Standards and Occupational Safety and Health Administration (OSHA) requirements. The Fire Protection program addresses all fire safety needs for Bureau schools, dormitories, and facilities.

In FY 2001, $3,081,000 will be used to retrofit 513,500 square feet of dormitory and school space with the installation of sprinkler systems as denoted in the following table:

Region	Agency	Sq. Ft.	Amount
Navajo	Western Navajo Agency (Greyhills)	365,000	2,190,000
Eastern Oklahoma	Oklahoma Education Office (Sequoyah)	49,768	298,608
Navajo	Chinle Agency (Lukachukai)	37,457	224,742
Navajo	Shiprock Agency (Navajo Prep)	36,504	219,024
Navajo	Shiprock Agency (Aztec Dorm)	16,070	96,420
Navajo	Eastern Navajo Agency (Chi-Ch'il Tah)	8,701	52,206
TOTAL		**513,500**	**3,081,000**

The Bureau is continuing its investment in fire trucks and equipment for emergency response. In most areas, the makeshift facilities being used as fire stations are unsafe, unsecured, substandard, old and nonexistent in some areas. New modular fire stations will be built and will serve the dual purpose of meeting future emergency response applications and serving as meeting and training facilities for isolated locations.

Region	Location	Amount
Rocky Mountain	Crow Agency	200,000
Western	Santa Rosa Boarding School	200,000
Total		**400,000**

In FY 2001, the Bureau will replace three fire trucks ($140,000 each). In FY 1997, the Bureau identified 25 fire trucks for replacement. At the end of FY 2000, only 5 fire trucks remain as unsafe and unserviceable. The three new fire trucks will be placed at the following locations to ensure the safety of children in educational facilities:

Region	Location	Truck	Equipment	Total
Rocky Mountain	Crow Agency	140,000	20,000	160,000
Eastern	Princeton/Indian School	140,000	20,000	160,000
Western	Fort Apache	140,000	20,000	160,000
Total				**480,000**

Also, a total of $20,000 will be used to replace damaged worn out and unserviceable equipment for Bureau and Tribal fire departments. The Bureau will continue education and training for firefighters. The following is a list of equipment to be purchased:

Equipment	Amount
Fire Hose, nozzles, axes, etc.	10,000
Firefighter Training	10,000
Total	**20,000**

Account: Construction
Subactivity: Resources Management

Program Element		2000 Enacted To Date	Uncontrollable and Related Changes	Program Changes	2001 Budget Request	Change From 2000
Irrigation Project Construction	$(000)	25,381	0	0	25,381	0
Engineering and Supervision	$(000)	1,947	56	0	2,003	56
	FTE	*39*	*0*	*0*	*39*	*0*
Survey and Design	$(000)	309	0	0	309	0
Safety of Dams	$(000)	20,945	16	0	20,961	16
	FTE	*11*	*0*	*0*	*11*	*0*
Dam Maintenance	$(000)	1,991	0	0	1,991	0
Total Requirements	$(000)	50,573	72	0	50,645	72
	FTE	*50*	*0*	*0*	*50*	*0*

Irrigation Project Construction

Historical records indicate that many Tribes have irrigated lands for agricultural purposes for thousands of years. Through various treaties and settlements, the United States has supported development of an irrigation infrastructure to help individual Tribal efforts to continue irrigating lands for farming when individual reservations were established. Several of the large Indian irrigation projects have developed into multi-million dollar economies benefitting both Indians and non-Indians. Continued funding for irrigation construction is needed to fulfill the historical obligations the United States entered into pursuant to enacted legislation to construct each of the Bureau's 18 major irrigation projects and the Snyder Act *(25 U.S.C. 13)*. Following a survey by the Bureau on deferred maintenance needs, the Bureau estimates that the backlog for irrigation construction is about $1.5 billion.

There are over 100 irrigation projects/systems built by the Bureau over the past 130 years. The program consists of two basic types of irrigation facilities: projects and systems. Irrigation projects are the 18 largest irrigation facilities operated by the Bureau and have specific enabling legislation directing their construction, operation, and maintenance. These projects comprise several hundred thousand acres of land mainly located in the Southwest and Northwest and are commercially based enterprises where rates are charged by the Bureau to recover operations and maintenance costs and are paid by the irrigators, both Indian and non-Indian.

Irrigation systems are comprised of the over 100 irrigation facilities built by the Bureau under the general authority of the Snyder Act. These systems are mostly subsistence tracts and gardens. Since these do not have specific legislative attention, many of the systems have fallen into disrepair and in some cases have shut down due to lack of funding for operation and proper infrastructure maintenance.

Irrigation Construction Funding Priority System

The following qualifying criteria must be met before irrigation construction funds will be planned for a given irrigation project/system:

- No delinquency in construction repayment debt to the U.S. Treasury.
- An irrigation construction completion plan has been developed and approved by the Bureau, water users, and the Tribe.
- A comprehensive construction plan and cost estimate have been developed, following the construction completion plan, to justify the requested funds.
- Irrigation construction requests are grouped and prioritized using the following criteria.

First Priority Group
Irrigation projects, systems, or areas for which the U.S. Government must provide construction funds based on:

- Congressional mandate
- Court Orders or Decrees
- Statutory Requirements
- Treaties
- Contracts
- Other legal authority requiring funding support

Second Priority Group
Projects will be prioritized by and listed in the order of date of establishment by legislation, giving the highest priority to the oldest project.

Third Priority Group
Systems with an adjudicated water right in order of the date of adjudication.

Fourth Priority Group
Systems without an adjudicated water right.

If a Tribe's water right is under litigation and is considered in jeopardy by the Office of the Solicitor, the Bureau gives consideration to establishing a higher priority for that irrigation system.

Between 1993 and 1995, the Congress added funds for irrigation projects other than the Navajo Indian Irrigation Project, but have not done so since the latter year, resulting in the staggering backlog of $1.5 billion which exists in the irrigation construction program.

Navajo Indian Irrigation Project

Program Description ($25,381,000): The Bureau's long-term intent is to complete the construction of the Navajo Indian Irrigation Project (NIIP), authorized under the San Juan Chama Project (*Public Law 87-483*, as amended,) in New Mexico and Colorado. The legislation authorized 110,630 acres to be developed under irrigation.

In 1970, the Navajo Nation Council established the Navajo Agricultural Products Industry (NAPI), a farming and agribusiness enterprise of the Nation to develop agricultural economy on the lands of the NIIP. NAPI is a diverse, viable business enterprise that directly contributes over $50 million dollars annually to the regional economy. NAPI-related activities employ over 400 full-time employees annually and over 1,000 seasonal employees during peak operations. NAPI's future projects include continued crop diversification, food processing plants, and modern crop storage and processing facilities to fulfill customer packaging preferences and market demands. NAPI utilizes water provided by the NIIP to cultivate 64,000 acres in Project Blocks 1-7. The remaining 46,000 acres of land remains uncultivated because the completion of the Project Blocks 8-11 is approaching 30 years behind schedule.

The FY 2000 appropriation of $25,381,000 provides for construction activities in the following areas:

- Rehabilitation of the main canal system and the correction of other water transfer facilities.
- Begin construction of Block 9 pumping plants and laterals.
- Procure supervisory control equipment.
- Complete construction of Block 8 pumping plant and pipe laterals.
- Begin construction of subsurface drains.

In addition to the activities listed above, up to $5.0 million will supplement new on-farm development activities and will be used to perform maintenance on completed facilities.

The work scheduled for Blocks 8 and 9 and the common infrastructure should result in Block 8 being 100 percent complete, Block 9 being 20 percent complete, and the common infrastructure being 70 percent complete. Completion of Block 8 means that an additional 13,000 acres will soon be under cultivation.

Engineering and Supervision

Program Description ($1,947,000; FTE 39): These funds support irrigation program and project management activities at the Agency, Regional and Central Offices which include the following:

- Direct technical support.
- Day-to-day management assistance on over 100 irrigation projects and systems.
- Oversight and monitoring of projects and systems.
- Performance of administrative and management functions.
- Continued monitoring and oversight of accurate and prompt assessment and collection of receipts from water and power users through the National Irrigation Information Management System (NIIMS) to ensure the success of self-supporting irrigation systems,

and compliance with project responsibilities to reimburse the U.S. Government for the operation and maintenance and construction costs, where applicable.

- Continue reconciliation of irrigation and power projects' water user records and supporting activities.

Operation and maintenance of irrigation and power projects are required because they belong to the United States and, once constructed, is an ongoing Federal obligation to properly operate and maintain these projects to ensure they are safe and provide the service for which they were legislated. Without proper maintenance, the facilities infrastructure deteriorate and become unsafe and inefficient, resulting in the loss of the Federal investment. Some of these projects were started over 100 years ago. Prolonged lack of maintenance will result in the need for a major capital investment to rehabilitate to an acceptable level of safety, efficiency and performance.

The Power and Irrigation Reconciliation Team (PIRT) will continue the reconciliation of irrigation project water user records to help correct deficiencies identified by the Office of the Inspector General (OIG). Where possible, the PIRT identified other needed management actions for implementation to improve the overall management of irrigation projects on Indian reservations. PIRT has reconciled all 18 project operation and maintenance (O&M) records and 3 project construction records. The PIRT will continue the reconciliation of irrigation project water user records of the major projects operated by the Bureau. Original projections to have the reconciliation completed in FY 2000 have been slightly delayed; current projections indicate completion of all irrigation power records in early FY 2001.

All Bureau irrigation project records have been entered into NIIMS, which is interfaced with the Federal Financial System and allows for electronic data transfers. The NIIMS system will provide the Bureau with an improved and more accurate and efficient method for reviewing, evaluating, and managing receipts of irrigation construction and operation and maintenance assessments.

Survey and Design

Program Description ($309,000): These funds are used to accomplish planning, engineering, soil surveys, geological investigations and to provide other appropriate survey and design technical support necessary to enhance the operational efficiencies of Indian irrigation projects. In addition, funds are used to develop rehabilitation and maintenance reports for the major irrigation projects operated by the Bureau to maintain the projects in good working order. Inspector General audits and debt reconciliation in recent years have placed emphasis on the need to compete irrigation project surveys of farmable lands to ensure assessments are being levied appropriately.

Safety of Dams

Program Description ($20,945,000; FTE 11): This program supports the long-term goal to ensure that all Indian dam structures do not create unacceptable risks to public safety, property, the environment, and cultural structures. The objective of the program is to correct identified safety deficiencies in Bureau dams which will mitigate hazards to the Indian Dams Safety Act (*Public Law 100-302*) and the Department's Safety of Dams Program, Secretarial Order No. 3048.

The Bureau of Reclamation (BOR) has Departmental oversight to follow the Secretarial Order. BOR develops and regularly updates the Technical Priority Rating (TPR) list of all Departmental dams in the program. The TPR is based on technical data which establishes the probability of Risk-of-Failure with the highest risk dam at the top of the list. Dams must present a hazard to the public before they are placed on the list. Once determined, the list is submitted to the Departmental Working Group on Dam Safety for review and approval. Once approved, the TPR list is used to determine funding priorities based on appropriations provided, with the highest risk dams being addressed first.

When the Indian Dams Safety Act became law in 1994, the Bureau had responsibility for 53 dams noted as posing a threat to human life in the event of failure. The Bureau's current 117 dams on the list include 48 dams, nearly half of the top 100 hazardous dams on the TPR list. For comparison, in 1995, the Bureau had responsibility for 22 of the top 50 dams. The number of dams requiring correction in FY 2000 by the Bureau has doubled. Each year about $80 million of ready-to-go needs go unfunded to repair some of the Department's most unsafe dams.

The $20,945,000 provided in FY 2000 allows the Bureau to:

- Perform modification construction activities on four dams.
- Complete construction on two dams, Kyle and Many Farms, in accordance with the Bureau's Annual Performance Plan goal for FY 2000.
- Complete final and conceptual designs on four dams.
- Perform inspection and evaluation activities on other high hazard dams.

Safety of Dams Construction ($16,700,000): Modification construction activities are being conducted at the following dams:

- Weber Dam[24], Walker River Reservation, Nevada	($1,000,000)
- Blackrock Dam, Zuni Reservation, New Mexico	($5,700,000)
- Many Farms (Phase II), Navajo Nation, Arizona	($8,000,000)
- Kyle (Phase II), Pine Ridge Reservation, South Dakota	($2,000,000)

Due to the extensive costs to repair Many Farms and Kyle Dams, these projects were phased. Phase II construction is expected to be accomplished in FY 2000 for both dams.

Conceptual (C) & Final (F) Design ($1,300,000):

- Santa Ana Dam, Pueblo of Santa Ana, New Mexico (C)	($400,000)
- Lake Capote, Southern Ute Reservation, Colorado (C)	($200,000)
- Indian Scout Dam, Rosebud Reservation, Arizona (F)	($400,000)
- Tarheel Dam, Coquille Reservation, Oregon (C)	($300,000)

[24]Construction activities temporarily delayed due to: (1) review of alternatives to the modification of the Dam on the Walker River Paiute Reservation in Nevada; (2) evaluation of the feasibility and effectiveness of the installation of a fish ladder at Weber Dam; and (3) evaluation of the opportunities for Lahontan cutthroat trout restoration in the Walker River Basin.

Due to dam safety investigation progress, changes or reschedule planned modifications, the Bureau will modify other dams not currently identified.

Emergency Management Systems (EMS) ($500,000):

The funds provided will be used to install Early Warning Systems (EWS) and develop Emergency Action Plans (EAP) for Bureau dams. All of the dams in the Bureau's dam safety program are located upstream of inhabited areas. EWS provide inhabited areas located downstream a warning that a problem or possible problem exists at a dam. Actions are then taken, if deemed necessary, to evacuate people from areas at risk. The EAP provides an established plan for notifying and evacuated people in an orderly manner from affected areas. Both of the systems operate together to minimize the possibility of loss of life.

Safety of Dams Inspections and Program Coordination ($2,445,000): The funds provided will be used to inspect and evaluate high hazard dams and to prepare Safety and Evaluation of Existing Dams (SEED) reports on selected dams. Inspections and evaluations are necessary on an ongoing basis to determine and keep current the hazard classification and conditions of the Bureau's 115 high and significant hazard dams. These inspections provide the information necessary to determine which dams present a high or significant hazard to the public safety and the physical condition of the dams. SEED Reports are required to be performed every six years on all dams. For dams that have been determined to be in less than satisfactory condition, annual special examinations are performed to detect deficiencies as quickly as possible and before a catastrophic failure occurs. Seventy-six (75 percent of the total) of the Bureau's dams are in conditionally poor or worse condition, requiring frequent inspections and evaluation.

Dam Maintenance

Program Description ($1,991,000): The goal of the Dam Maintenance program is to ensure the trust responsibility by protecting and preserving trust lands and trust resources. The Bureau's Safety of Dams Program is authorized by the Indian Dams Safety Act, *Public Law 103-302.* The FY 2000 enacted appropriation is used to administer both the Safety of Dams and Dam Maintenance programs following the provisions of the Act and Secretarial Order 3048 addressing these programs. The appropriated funds are used to perform recurring and repair maintenance on Bureau-owned high and significant hazard dams to prevent them from deteriorating to an unsafe condition. Funding is distributed in accordance with the Department's Technical Priority Rating List (TPR) of high and significant hazard dams. The Bureau's inventory of dams on the TPR totals 117. The funds are distributed first to recurring maintenance to keep the existing structures working properly. The annual cost per dam varies due to the varying types and sizes of the Bureau dams. The annual cost per dam ranges between $1,500 and $60,000 with an average cost of $12,961, an increase of two percent over the previous year. Remaining funds are distributed for repair maintenance which is normally a one-time cost. This cost varies by dam ranging from $3,000 to $400,000 with an average of $61,090.

Justification of FY 2001 Budget Request

Program Element		2001 Budget Request
Irrigation Project Construction	$(000)	25,381
Engineering and Supervision	$(000)	2,003
	FTE	*39*
Survey and Design	$(000)	309
Safety of Dams	$(000)	20,961
	FTE	*11*
Dam Maintenance	$(000)	1,991
Total Requirements	$(000)	50,645
	FTE	*50*

Irrigation Project Construction

Navajo Indian Irrigation Project ($25,381,000): The FY 2001 request of $25,381,000 will be used to continue construction activities in the following areas:

- Continue rehabilitation of the main canal system and the correction of other transfer deficiencies.
- Continue construction of the Block 9 pumping plants and laterals.
- Continue furnishing and installing supervisory control equipment.
- Construct 34.5kV and 13.8kV overhead power lines to serve project pumping plants.
- Construct ESA Section 7 consultation mitigation features.

In addition to the activities listed above, up to $2.0 million will be used for relocation of Navajo Indian families from project lands and compensation for grazing rights and structures; continued environmental related studies on the project; and, to provide technical assistance to the Navajo Agricultural Products Industry (NAPI) in evaluating farming practices in order to reduce construction costs, operation and maintenance costs, and environmental risks. Also funds will be used to supplement new on-farm development activities and perform deferred maintenance on completed facilities.

The work scheduled for Block 9 should result in it being approximately 35 percent complete. The common infrastructure continues to be 70 percent complete. If the work is completed as scheduled, at the end of FY 2001, the total NIIP should be 63 percent complete.

The NIIP has been under construction for approximately 35 years. In recent years the funding appropriated for maintenance has been inadequate to perform all of the maintenance necessary to keep the facilities from deteriorating. The backlog of maintenance on constructed facilities and infrastructure has increased and is now a major component of total cost to complete the project. Prior to turning the project over to the Navajo Nation, the United States must have a project, that when completed and authorized to be turned over to the Nation, is in good working order and in accordance with accepted industry standards. The lower level of funding for actual construction of

new facilities has slowed progress on the project towards completion such that, at the current funding level, it is projected to be completed in the year 2012.

While the Bureau and the Department recognize the current environment of constrained Federal appropriations, it is critical that the requested level of funding be provided. Progress is being made on the Project and the result is evident in a thriving agricultural business on those sections that are complete and irrigated. Maintaining the request level will provide the resources to keep pace with needed correction of system deficiencies which, if left uncorrected, would accelerate deterioration of the systems and increase operation and maintenance costs for which, by law, the Bureau is responsible for funding while the project is under construction. Maintaining the requested level of funding will continue to beneficially impact the economy of the geographic area and the Nation, including employment and multiplier benefits to local, regional and national economies. The NIIP, through the NAPI, impacts other than local areas through national and international marketing of consumer goods produced by the NAPI.

Engineering and Supervision ($2,003,000; FTE 39)

These funds support irrigation program and project management activities at the Agency, Regional and Central Offices which include the following:

- Direct technical support.
- Day-to-day management assistance on over 100 irrigation projects and systems.
- Oversight and monitoring of projects and systems.
- Performance of administrative and management functions.
- Continued monitoring and oversight of accurate and prompt assessment and collection of receipts from water and power users through the National Irrigation Information Management System (NIIMS) to ensure the success of self-supporting irrigation systems, and compliance with project responsibilities to reimburse the U.S. Government for the operation and maintenance and construction costs, where applicable.
- Continued reconciliation of irrigation and power projects' water user records and supporting activities.

Without proper maintenance, the facilities' infrastructure may deteriorate and become unsafe and inefficient, resulting in the loss of the Federal investment. Some of these projects were started over 100 years ago. Prolonged lack of maintenance may result in the need for a major capital investment to rehabilitate to an acceptable level of safety, efficiency and performance.

The Power and Irrigation Reconciliation Team (PIRT) has reconciled the water user Operation and Maintenance (O&M) records for 17 irrigation projects as identified by the Office of Inspector General. The 18th project, the Salt River Irrigation Project, is currently operated by the Pima-Maricopa Tribes of the Salt River Indian Reservation and does not need to be reconciled at this time. PIRT will continue the reconciliation of the O&M power user records during FY 2001 for the 3 Bureau-owned power projects. PIRT will also continue to reconcile the construction records for the irrigation and power projects.

All Bureau irrigation project records have been entered into NIIMS, which is interfaced with the Federal Financial System and allows for electronic data transfers. The NIIMS system will provide

the Bureau with an improved and more accurate and efficient method for reviewing, evaluating, and managing receipts of irrigation construction and operation and maintenance assessments.

Survey and Design ($309,000)

Funds requested in FY 2001 will be used for planning to conduct engineering, soil surveys, and geological investigations; and, to provide other appropriate survey and design technical support necessary to determine and maintain the operational efficiencies of Indian irrigation projects. In addition, the Bureau will begin studies to review the current operational, rehabilitation, and completion status of all 18 Indian irrigation projects in FY 2001. At the requested funding level, approximately one or two studies will be accomplished annually. Inspector General audits and debt reconciliation in recent years has placed emphasis on the need to complete irrigation project surveys of farmable lands to ensure assessments are levied appropriately.

Safety of Dams ($20,961,000; FTE 11)

The funds requested in FY 2001 will allow the Bureau to do the following:

- Perform modification construction activities on four dams.
- Complete final designs on one dam.
- Perform conceptual design work on four dams.
- Perform inspection and evaluation activities on other high hazard dams.
- Maintain and exercise the emergency management systems installed at Bureau dams.

The request level will allow the Bureau to minimize the potential for serious dam safety incidents, which could occur as these critical infrastructures age. Catastrophic dam failures, a real possibility in the most hazardous Bureau dams, would result in the potential loss of life, or at a minimum, result in significant economic damage with liability resting with the Federal Government. Public safety is a long-term responsibility that requires a continued commitment to fund the Safety of Dams program adequately. The Bureau's Annual Performance Plan goal is to complete construction on three additional dams.

The Plan is a part of the Safe Visits to Public Lands initiative. The Plan prioritizes projects according to critical health, safety and resource protection deficiencies. The Bureau has undertaken an intense "ground-up" effort to develop these lists. For FY 2001 construction projects, complete project descriptions in priority order are provided in this section. The FY 2001 deferred maintenance project descriptions and lists showing all projects between FY 2002-FY 2005 are provided in a companion volume.

Safety of Dams Construction ($15,900,000):

- Blackrock Dam III, Zuni Reservation, New Mexico ($ 4,300,000)

Construction will continue to correct the identified safety deficiencies in accordance with Federal guidelines and Department/Bureau directives. The FY 2001 funds will be sufficient to complete the corrective action construction phase. The Dam will be reconstructed and rehabilitated to meet up-to-date safety criteria which includes constructing a spillway necessary to pass a probable maximum flood.

- Parmalee Dam, Rosebud Reservation, South Dakota ($ 5,000,000)
Construction is planned to correct the identified safety deficiencies in accordance with Federal guidelines and Department/Bureau directives. The corrective action includes repair and rehabilitation to address possible seepage, hydrology, static stability, and landslide problems.

- Indian Scout Dam, Rosebud Reservation, South Dakota ($4,000,000)
Final design work was completed in FY 2000. Construction is planned to correct the identified safety deficiencies in accordance with Federal guidelines and Department/Bureau directives. The corrective action includes repair and rehabilitation to address possible seepage, hydrology, static stability, and landslide problems.

- Ray Lake, Wind River Reservation, Wyoming ($ 2,600,000)
In FY 1996, final design work was completed. Construction is planned to correct the identified safety deficiencies in accordance with Federal guidelines and Department/Bureau directives. The corrective action includes repair and rehabilitation to address possible seepage, hydrology, static stability, and landslide problems.

Conceptual (C) & Final (F) Design ($2,800,000):

- Santa Ana Dam, Pueblo of Santa Ana, New Mexico (F)	($ 550,000)
- Lake Capote, Southern Ute Reservation, Colorado (F)	($ 550,000)
- Canyon Diablo, Navajo Reservation, Arizona (F)	($1,200,000)
- Wheatfields, Navajo Reservation, Arizona (F)	($ 500,000)

Emergency Management Systems ($650,000): A critical component of a properly administered Safety of Dams program is to ensure the early warning systems (EWS) and emergency action plans (EAP) are in place and periodically exercised. The EWS and EAP are critical in warning the public of a possible dam failure and evacuation of the flood plain. These funds will be used to perform those activities necessary to ensure these critical components of the Bureau's emergency management systems are operational.

Safety of Dams Inspections and Program Coordination ($1,611,000): Funds requested for FY 2001 will be used to inspect and evaluate high hazard dams and to prepare Safety and Evaluation of Existing Dams (SEED) reports on selected dams. Inspections and evaluations are necessary on an ongoing basis to determine and keep current the hazard classification and conditions of the Bureau's 114 high and significant hazard dams. These inspections provide the information necessary to determine which dams present a high or significant hazard to the public safety and the physical condition of the dams. The SEED Reports are required to be performed every six years on all dams. For dams that have been determined to be in less than satisfactory condition, annual special examinations are performed to detect deficiencies as quickly as possible and before a catastrophic failure occurs. Seventy-six (or 75 percent of the total) of the Bureau's dams are in conditionally poor or worse condition, requiring frequent inspections and evaluation.

Dam Maintenance ($1,991,000)

Funds requested will continue to be used to perform recurring and repair maintenance on Bureau high and significant hazard dams. Funds requested will be distributed in accordance with the

Department's Technical Priority Rating (TPR) listing of high and significant hazard dams. These funds will be used to perform the annual maintenance required to keep dams from deteriorating into an unsafe condition. The Bureau's inventory of dams on the TPR list totals 117. These dams are to be maintained within the request level of $2 million. The funds will be distributed first to recurring maintenance to keep the existing structures working properly. Dam Maintenance funds are used to maintain all projects throughout their useful life.

Account: Construction
Subactivity: General Administration

Program Element		2000 Enacted To Date	Uncontroll -able and One-Time Changes	Program Changes	2001 Budget Request	Change From 2000
Telecommunications Improvement and Repair	$(000)	910	3	0	913	3
	FTE	*2*	*0*	*0*	*2*	*0*
Facilities Improvement and Repair	$(000)	1,255	3	0	1,258	3
	FTE	*3*	*0*	*0*	*3*	*0*
Construction Program Management	$(000)	5,930	131	995	7,056	1,126
	(FTE)	*69*	*0*	*10*	*79*	*10*
Total Requirements	$(000)	8,095	137	995	9,227	1,132
	FTE	*74*	*0*	*10*	*84*	*10*

Note: For all facilities construction projects, any funds not required for a project as a result of contract bid efficiencies will be utilized and applied toward other priority ranked projects as necessary.

Overview: The objectives of the General Administration Construction program are to repair or replace backbone telecommunications equipment and provide telecommunications-related services which are critical to the operation of Bureau programs; to maximize the use of existing non-educational facilities and reduce operation and maintenance repair costs by abating numerous life threatening health and safety deficiencies related to the facilities improvement and repair program; and, to provide strategic, tactical, and liaison support for the facilities program operated by the Bureau.

Telecommunications Improvement and Repair

Program Description ($910,000; FTE 2): The Telecommunications Improvement and Repair program (TI&R) provides repairs and replacement of backbone telecommunication equipment and related-services which are critical to the operations of Bureau programs. The replacement of equipment must be completed by January 1, 2005, as stated in the National Telecommunications and Information Administrations's (NTIA) spectrum efficiency mandate. If systems are not converted, the Bureau would be in violation of the law and non-compliant radio systems would be mandated to cease operations.

The TI&R program assists Tribal communities in critical areas which affect the health and safety of the community people. Narrowband technology is provided to programs such as law enforcement and fire protection. It also affects the effectiveness of school operations. Without narrowband conversion, school operations would not have communication while on bus routes or emergency service while transporting students (i.e., examples include: bus breakdowns, accidents, student illnesses, inclement weather, etc.). Outdated radios and inadequate radio coverage places the general public and public safety personnel at a great risk. Law enforcement officers, who risk their lives in the line of duty, are also placed at increased risks if the Bureau's telecommunication system

is not adequate. The program also provides technical assistance, guidance, and administration of Bureau telecommunication systems and facilities.

In FY 2000, the Bureau will continue the replacement of backbone two-way radio equipment as mandated by 47 CFR Section 300. As part of the *Presidential Initiative on Law Enforcement in Indian Country*, $5.0 million is provided under the Special Programs and Pooled Overhead activity for law enforcement equipment needs in FY 2000. The Bureau's life cycle replacement program requires that equipment be replaced and /or rehabilitated. Training and technical assistance in Radio Frequency Spectrum Management and for the transition from FTS 2000 to FTS 2001 will be provided Bureauwide in preparation for implementation of Departmental and Congressional mandates. To be in compliance, the Bureau's telecommunication conversion to the narrowband equipment will continue in the Eastern Oklahoma and Western Regions. However, due to budgetary constraints and shifting of priorities to accommodate Y2K mandates, Phase I projects were not completed at the Southwest Region in FY 1999. The Bureau will utilize available funding to meet the mandatory conversion requirements, recognizing its impact on telecommunications connectivity in such critical programs as law enforcement, forestry, facilities management and other Bureau programs. Corrective work items on communication structures and towers, telephone systems and radio site developments will be addressed at the five locations identified below.

Region	Projects	Amount
Southwest	5	150,000
Eastern	3	60,000
Western	16	300,000
Navajo	3	200,000
Bureauwide	10	200,000
Total	**37**	**910,000**

Facilities Improvement & Repair

Program Description ($1,255,000; FTE 3): The Facilities Improvement and Repair (FI&R) program focuses on non-educational facilities improvement and repair needs, in lieu of new construction, where economically justified. The emphasis on these facilities are critical health and safety needs as identified in Bureau safety reports and emergencies. These activities and/or projects are fundamental to providing functional, economical, and energy efficient facilities.

The Bureau manages approximately 3.6 million square feet of space in 1,300 non-education buildings (excluding quarters) Bureauwide. The improvement and repair of these facilities is an on-going effort to assure facilities are safe and sanitary and meet the applicable safety and health codes and standards, environmental standards, energy conservation and handicap accessibility. This effort will assist in reducing the substantial backlog of high priority needs identified in the Five-Year Deferred Maintenance and Construction Plan.

The FI&R projects to be funded each fiscal year are identified by facility users, Regional Offices and the Office of Facilities Management and Construction (OFMC). Factors taken into

consideration include the economic feasibility of repairs and addressing as many of the deficiencies at a location as practical.

Funds appropriated in FY 2000 will be used to maximize the use of existing non-educational buildings and reduce costs of repair, operation, and maintenance by repairing, rehabilitating or replacing non-educational facilities, in lieu of complete new construction where economically justified. These include renovation, improvement, demolition, and addition of facilities.

Backlog/Inventory Validation ($250,000): In FY 2000, OFMC will continue to conduct the multi-phased inventory and backlog validation project on all its facilities. This project is crucial to overall facilities operations especially for the distribution and accounting of appropriated funds for construction and operation and maintenance of Bureau owned and Tribally operated schools and facilities. This project is included in the Department's Five Year Deferred Maintenance and Construction Plan. All aspects of the data are necessary to support the Bureau-wide facilities program. The validation efforts need to be completed in coordination with the design of the Facility Management Information System (FMIS). The integrity of both the inventory and the backlog validation is essential to ensure equitable prioritization of facilities improvement and repair projects. This validation effort will result in more accurate facility budget allocations and forecasting, optimal use of limited resources, and improved identification of the backlog of repairs in all Bureau facilities.

The backlog validation process began in FY 1999. Of the total Bureauwide locations, 75 percent have been validated. In FY 2000, the remaining 25 percent of the locations will be validated. To maintain current and accurate information cyclic reviews of the Bureauwide locations will be performed. The backlog validation will identify critical and non-critical deficiencies for code compliance in non-education facilities. The backlog validation is crucial to the planning process of construction projects.

The multi-phased inventory validation project started in FY 1998. Twenty five percent of the locations were completed. In FY 1999, because of the development of the Five-Year Deferred Maintenance and Construction Plan, efforts were shifted from inventory to backlog validation. In FY 2000, 25 percent of the locations will be completed in accordance with the data model established for the FMIS. The multi-phased inventory project will continue through FY 2002. In FY 2000, user training will be conducted. Software upgrades will be provided and mission critical enhancements to system and software/hardware maintenance agreements will be developed.

Minor Improvement and Repair (MI&R) ($644,000): The MI&R program is used primarily to correct priority safety deficiencies, beginning with critical safety work items (S-1). The priority order for correcting deficiencies in the MI&R program are as follows:

1) critical health and safety work items (S-1)
2) mechanical, electrical, and utility
3) other required backlog items to meet local priorities

Work will be accomplished Bureauwide by each location where feasible. These funds are for work items not normally encountered in the Operations and Maintenance (O&M) program. Due to time constraints for immediate correction, these critical health and safety items cannot await funding

within a designed project under the FI&R program. The continued rapid deterioration of Bureau facilities has created a significant backlog of serious life/safety deficiencies to such a degree that it is shifting the role of the MI&R program into a resource for emergency funding.

As an ongoing effort to maximize the use of existing facilities and to continue to correct and reduce the critical health and safety hazards in Bureau non-educational facilities, funds will be allocated to five Regions to address critical safety work items. The correction of items will allow the Bureau to be in compliance with the American with Disabilities Act (ADA) requirements; Environmental Protection Agency (EPA) statutory requirements; Uniform Federal Accessibility Standards (UFAS); other life safety code requirements; and, minimize the Bureau's exposure to litigation attributed to the use of unsafe facilities. The five Regions' distributions in FY 2000 are as follows:

Region	Cost
Great Plains	130,500
Southwest	103,500
Southern Plains	140,000
Northwest	10,000
Navajo	130,000
Western	130,000
Total	**644,000**

Environmental Projects ($200,000): These funds will be used in FY 2000 for required corrective actions at non-educational facilities that are identified by the Bureau's environmental auditing program. These projects may include several critical environmental issues affecting non-educational facilities, including conducting necessary asbestos abatements, continuing underground storage tank (UST) remediations, upgrading or replacing aboveground storage tanks, and developing spill prevention plans.

Other activities include conducting lead-based paint abatement projects, performing water and waste water treatment system upgrades, replacing polychlorinated biphenyls (PCB) containing fluorescent light ballasts (that are in critical danger of leaking PCBs into the occupied spaces of non-educational buildings), removing other hazardous wastes, and performing other required environmental compliance or remediation projects. All of the above projects are either required by EPA statute or regulation or are necessary to protect the Bureau employees and visitors to Bureau facilities. Projects for which these funds will be expended will be identified through the Bureau's existing FACCOM system or the environmental auditing program.

Emergency Repair($111,000): In FY 2000, funding will be provided to the Bureau programs on an as needed basis in the event of unforeseen circumstances. This is the only program under General Administration that has funds available for immediate repair correction of deficiencies that meet emergency criteria. These funds will be used for providing technical assistance, approval and funding for the immediate correction of unanticipated life/safety and other facility deficiencies affecting Bureau personnel, programs, and the general public. The projects are completed through force account or expedited contract. Emergency repair and correction of these deficiencies prevents

exposure to injury and to allow the continued daily operation of programs. Examples of emergency repairs include: repair or replacement of mechanical and utility system components; correction of immediately hazardous safety conditions; damage caused by fire; acts of nature (i.e. tornadoes, floods, snow, ice, lightening); and, vandalism.

Demolition/Reduction of Excess Space ($50,000): In FY 2000, these funds will be used to plan and execute demolition or transfer of space no longer needed for non-education programs. These facilities have been determined to be in excess of program needs and are not economically feasible for renovation to an acceptable level of life/safety code compliance for their intended program use. These vacant facilities pose health and safety problems and demolition or transfer of the facilities is determined to be in the best interest of the Government. Tribal request for ownership and transfer of these vacant facilities requires the Bureau to remove all hazardous building materials such as asbestos and lead base paint prior to transfer. If the removal of hazardous material is not cost effective, or the Tribe declines ownership, then the facilities will be scheduled for demolition. The planned distribution of funds in FY 2000 is as follows:

Location	Building Type	Amount
Navajo/Shiprock Headquarters	Agency Office	$50,000

Construction Program Management

The Construction Program Management embraces the Bureau's mission to fulfill its trust responsibilities and self-determination on behalf of Tribal governments by providing safe and functional facilities for the program clients.

Program Description ($5,930,000; FTE 69): Construction program management is provided by the Office of Facilities Management and Construction (OFMC) located in Albuquerque, New Mexico. The OFMC develops and implements policies and procedures; plans, formulates and executes the facilities budget; and provides fiscal and programmatic monitoring of the facilities programs Bureauwide. OFMC is responsible for Federal facilities construction, operation and maintenance programs, which can be performed by the Government or through contract, grant or compact with Tribal organizations. It ensures that the Bureau's Facilities Management Construction program continues to make progress in the reduction in energy consumption as required by the Energy Policy Act of 1992 and Executive Order 12902. The Facilities Improvement and Repair and Replacement School Construction programs utilize energy efficient technologies in the design and construction of Bureau facilities. OFMC currently manages in excess of 180 multifaceted projects which include: planning, design, repair or construction of 26 million square feet of space in over 6,627 buildings of varying age and conditions for education, detention, and administrative facilities of the Bureau. It also manages and monitors the facilities operation and maintenance program of all Bureau owned, operated, or program funded facilities. The staff provide policy, procedure, and technical advice assistance. Specifically, it provides technical assistance in architectural, engineering construction management, and other technical services, as well as operations and maintenance for 10 Regional facilities management programs, the Office of Indian Education Programs (OIEP), and Tribes impacted by the program. Program Management also includes all administrative and contract support for the facilities construction and operation and maintenance programs.

Office of Facilities Management and Construction (OFMC) ($4,652,000): In FY 2000, funds will be used to support the OFMC. These funds will provide for salaries, benefits, training, travel, and related operational support costs.

The OFMC will provide strategic, tactical, and liaison support for the Bureau's facilities program. This also includes all administrative and contract support for the construction and operation and maintenance programs, as well as the Washington Liaison Office activities. The Liaison Office, located in Washington, DC, serves as an extension of OFMC in coordinating and providing responses on behalf of OFMC to other Bureau offices, the Department, the Congress, representatives of American Indian organizations, and the public concerning ongoing justification of policy decisions, funding priorities, and other issues affecting the Bureau facilities management programs. The Liaison staff advise the Department, Bureau offices, and Tribal governmental entities on the impact of program initiatives and legislative matters involving education, law enforcement, and administration as they relate to the facilities management program. Working with the OFMC staff, the Office may prepare issue and position papers and testify before the Congress regarding facilities management appropriations and facilities related matters.

In addition, OFMC will provide training to improve the safety and functionality of facilities for clients to facilities management personnel. Annual work plans will be established in compliance with OMB Circular A-123. The performance goal is to provide safe facilities for Tribes, Bureau employees, and the public at large.

Following are key points for the OFMC in improving its delivery of service and technical advice and assistance.

Replacement School Guidelines
Proposed guidelines were finalized in FY 1999 for the new Replacement School Priority List. In 1998, a Committee, which included Tribal representatives, was formed to review the replacement school priority setting guidelines. The first meeting of the committee was held during April, 1998, and 6 consultation meetings were held over a two-month period and completed in November, 1998. The application guidelines were completed in February, 1999, published in the *Federal Register* in March, 1999, along with a call for applications. The deadline for submitting applications was July, 1999. The Bureau Office of Indian Education Programs conducted training sessions to prospective applicants, Tribes, and school boards on completing applications. A 12-member Replacement School Evaluation Committee comprised of Bureau, Tribal, Department of Education, and Department of Defense representatives reviewed 105 applications and ranked 96 applications. The Education Facilities Replacement Construction Priority List as of FY 2000 list of 13 schools (3 from the old list and 10 new) was published in the *Federal Register* on January 31, 2000.

School Construction Re-invention Lab
In 1996, the Bureau's new school planning, design and construction process was re-engineered. The goal was to reduce the time it takes to plan, design, and construct new elementary and secondary schools on Indian Reservations from approximately 6 years to 3 years or less. The re-engineering process created a system of school project management that includes as a major concept empowered teams that have broad Federal, Tribal, school and other stakeholder representation. The teams are encouraged to be innovative and are empowered with the authority to make all decisions regarding the scope, execution, and budgetary controls of their projects. The process has eliminated

numerous reviews and approvals by officials at various levels in the Bureau and Tribal organizations. As a result of the re-engineering process, the school construction project customers -- the Indian children, teachers, school administrative staff, parents and community members -- are able to use newly constructed schools and major repair and improvements and renovation of existing schools and other buildings more expeditiously and efficiently. The facilities include detention facilities, office buildings, employee housing and other miscellaneous program support facilities. The reduction in time to complete projects also translates into savings in inflationary costs and efficient use of the Federal dollar.

The process will accommodate all means of administering projects including Indian Self-Determination Act contracts, grants, and cooperative agreements, *Public Law 100-297* grants, and standard commercial contracts. The following five major FI&R projects and two replacement schools have been designated as Re-engineering Lab Projects:

Re-engineering Lab Projects
Facilities Improvement and Repair:
Santa Fe Indian School, New Mexico
Kayenta Boarding School, Arizona
Chinle Boarding School, Arizona
Quileute Indian School, Washington
Riverside Indian School, Oklahoma
New Schools:
Tuba City Boarding School, Arizona
Many Farms High School, Arizona

This process strengthens the Bureau's ongoing initiatives and policy toward Tribal self-determination and self-governance and allows Tribes the opportunity to be in charge of their own construction projects.

Five-Year Deferred Maintenance
OFMC will continue to comply with the Federal Accounting Standards Advisory Board (FASAB) Number 6 requirements for development of the Department's Five-Year Deferred Maintenance and Construction Plan. FASAB Number 6 contains accounting standards for Federally owned property, plant and equipment (PP&E); deferred maintenance on PP&E; and cleanup cost. The Bureau's construction request is also part of the Department's overall effort to address serious health and safety deficiencies in facilities.

Embedded Chip Project
The Embedded Chip Projects involves identifying all "date sensitive devices and/or computerized equipment". This type of equipment containing potential chips can be found in building infrastructure items such as boiler, cooling, heating, security and fire control systems. OFMC

completed Embedded Chip inventories for all Bureau locations and found only 11 devices out of the 13,500 to be non-compliant for Y2K. All 11 devices were corrected.

General Initiatives
OFMC continues to provide technical assistance and training to Tribes and Tribal organizations for direct implementation of construction projects through the Indian Self-Determination Act authorized by *Public Law 93-638,* as amended, *Public Law 100-297* or *Public Law 103-413* Title IV compacts, to the extent technical assistance is requested from Tribes and School Boards. In addition, Bureau staff inspect construction work in progress to ensure work performed is in compliance with codes and standards and the contract or grant terms and conditions.

Training to improve the safety and functionality of facilities for clients will be provided for all facilities management personnel. Annual work plans will be established in compliance with OMB Circular A-123. The Bureau's performance goal is to provide safe facilities for Tribes, our employees and the public at large.

Seismic Safety ($270,000): Executive Order No. 12941, Seismic Safety of Existing Federally Owned or Leased Building, requires Federal agencies to assess and enhance the seismic safety of existing buildings constructed for the Federal Government which were designed and constructed without adequate seismic design and construction standards. The Executive Order mandated Federal agencies to: 1) evaluate seismic non-compliant buildings, selected buildings which definitely need seismic rehabilitation and render corresponding rehabilitation cost; and 2) retrofit or enhance the selected buildings through the process of design and construction. The Bureau's responsibility is to provide safe facilities for the Tribes, employees and the public at large.

OFMC has complied with the provisions of the Executive Order, Section 1, on seismic safety inventory of Federal buildings by submitting an inventory form to the Department. The following buildings identified below were approved for seismic rehabilitation. In FY 2000, funds will be used to complete the design of approximately 30,500 square feet of floor space. The start date for the design phase is March, 2000, and is set to be completed in August, 2000.

In FY 2000, funds totaling $270,000 will be used for the design of the following buildings requiring seismic retrofitting:

Location	Building No.	Building Type	Square Ft
Pascal Sherman School, WA	2T	Office/Health	6,245
Pascal Sherman School, WA	3T	Recreation	2,430
Lummi School, WA	3T	Cafeteria	4,956
Sherman Indian High School, CA	5B	Vocational Shop	7,542
Parker Headquarters, AZ	44	Shop	12,464
Fort Hall Headquarters, ID	2	Office	2,570

Facilities Management Information System (FMIS): The FMIS system will allow the Bureau to achieve its mission and strategic goal - To provide safe and functional facilities for clients by

providing a management tool that will be used to track and maintain inventory, backlog, and health safety deficiencies Bureauwide. In compliance with the Information Technology Management Reform Act (ITMRA) of 1995 (40 USC 1401 et. Seq.) and the Office of Management and Budget (OMB) direction regarding investment in major information systems, the complete redesign of the existing FACCOM system to the FMIS is underway. The FMIS will incorporate re-engineered business processes, improve oversight and operational capabilities under the downsized facilities management infrastructure, utilize data from the Federal Financial System (FFS), provide a more user friendly system, and allow for improved maintenance of the system. It will also provide more efficient methods of data collection, inventory and backlog validation, resulting in more accurate and timely data retrieval, and provide a higher quality of reports to improve the Facilities Management services.

The development of program requirements for the new system are based on a Business Process Reen-gineering Analysis for all aspects of the facilities management program. Requirements have been de-veloped for construction, operations, maintenance, inventory, deferred maintenance backlogs, safety reporting/tracking, project management, and budget development. Work order processing is being in-corporated into the Maximo Version 4 Maintenance Management System, a commercial "off-the-shelf" software. The R.S.Means Cost Estimating Database, will be used as the core of all new, re-placement, rehabilitation, repair, and maintenance cost estimates in the new FMIS. The schedule for the design, testing, and implementation of the "base" system has changed to allow for required adjustments to the "base " system. As work progressed in the development phase, it was determined that Maximo software did not have the full capability to accommodate the extensive needs of the facilities management program as planned. Therefore, "in-house" development is being performed to accommodate those functions that could not be done with the Maximo software, i.e., inventory, backlog, project management, budget. The development of the "base" system will continue through May, 2000, and testing will begin in June, 2000, with implementation of the "base" system scheduled to begin in August, 2000. Full development of the system will continue into FY 2001. FACCOM will continue to be operational throughout the conversion to FMIS and dismantled when the FMIS is fully operational.

Facilities Management Information System (FMIS) Project ($1,008,000): In FY 2000, the design development will be complete for the FMIS base system. The implementation of the new FMIS will begin in FY 2000. The base system established in FY 2000 will be tested to ensure that program requirements are adequately supported; that hardware and software are functional and reliable, and both field and central office staff are sufficiently knowledgeable to operate the new system. In addition, development of key enhancements not included in the base system will commence. These enhancements include: incorporation of software upgrades for interfacing with on-going parallel systems such as IDEAS, QMIS; and incorporating any newly developed Department requirements. Development also includes capabilities excluded when requirements for the base system were finalized in early FY 1999. The FMIS training curricula will be developed and users scheduled for implementation will be trained. Annual user fees and maintenance agreement costs for software such as ORACLE, MAXIMO, and R.S. Means are all a part of the FMIS project cost.

Justification of FY 2001 Budget Request

Program Element		2001 Budget Request	Program Changes (+/-)
Telecommunications Improvement & Repair	($000)	913	0
	FTE	*2*	*0*
Facilities Improvement and Repair	($000)	1,258	0
	FTE	*3*	*0*
Construction Program Management	$(000)	7,056	995
	FTE	*79*	*10*
Total Requirements	$(000)	9,227	995
	FTE	*84*	*10*

Telecommunications Improvement and Repairs ($910,000)

These funds will support the long term goal of improving the safety and functionality of facilities for clients. Radio systems used by law enforcement agencies throughout Indian Country are insufficient to meet the requirements of *47 CFR, Section 300.* These substandard radio systems can lead to lack of communication and endangerment of law enforcement officials and other operations such as schools, forestry, and other emergency servicing program operations. The Bureau converted 10 of 85 systems in FY 1999 and is proposing to convert an additional 12 systems in FY 2000. Funds requested in FY 2001 would be used for frequency management, site management and equipment purchases to prepare an additional 12 of the remaining 63 radio sites to narrowband technology.

The FY 2001 funds requested would allow the Bureau to continue the replacement of backbone two-way radio equipment as mandated by *47 CFR Section 300*, using dollars within existing funding levels. Training and technical assistance in radio frequency spectrum management that reflects narrowband standard will be provided Bureauwide in preparation for implementation of *47 CFR Section 300.* The replacement of the equipment and infrastructure must be completed by January 1, 2005, as stated in the National Telecommunications and Information Administration's (NITIA) spectrum efficiency mandate. If systems are not converted by January 1, 2005, the Bureau would not be in compliance with the law. All non-compliant radio systems would be termination.

The FY 2001 program would allow the Bureau to move toward compliance with the mandate. In addition, training and technical assistance in radio frequency spectrum management that reflects narrowband standards will continue to be provided Bureauwide in preparation for implementation of *47 CFR Section 300.* The Bureau's telecommunication conversion to the narrowband radio equipment will continue with facilities in the Great Plains, Pacific and Western Regions. In FY 2000, 16 sites were planned for the Western Region, however, due to funding constraints and shifting of priorities, only 8 were funded. The other eight are proposed to be completed in FY 2001.

Corrective work items on communication structures and towers, telephone systems and radio site developments will be addressed at the five locations identified in this section. The Bureau's life cycle replacement program requires that equipment be replaced and/or rehabilitated. The Bureau

estimates that over $20 million is required to meet the total Bureau need for the *CFR* requirements for equipment and infrastructure conversion to the narrowband technology.

The projects planned for FY 2001 are provided in the following table:

Region	Projects	Amount
Great Plains	9	300,000
Pacific	3	100,000
Southwest	5	150,000
Navajo	8	200,000
Bureauwide	5	160,000
Total	**30**	**910,000**

Facilities Improvement & Repair (FI&R) ($1,258,000): The funds requested would allow the Bureau to perform FI&R work on the existing facilities in lieu of new construction and to perform project work associated with critical health and safety backlog items. The estimated backlog of non-education repairs, excluding law enforcement and quarters, as of January 1, 2000, totals $72.2 million. The program supports the Secretary's *Taking Care of What We Have Initiative* by improving the condition of the Department of Interior (DOI) facilities through the five-year planning effort.

The Bureau's Office of Facilities Management and Construction (OFMC) has incorporated the maintenance backlog issues into the budget planning for the past several budget cycles. The strategy is to stabilize or reduce the maintenance backlog through increased funding requests, which would allow the facilities program to address corrective construction and FI&R project work. These projects, when complete, permit elimination of the highest priority items in the maintenance backlog of health and safety deficiencies.

Inventory and Backlog Validation ($250,000): In FY 2001, OFMC will continue the multi-phased inventory and backlog validation project which is crucial to overall facilities operations, especially for the distribution of and the accounting for appropriated funds for construction and operation and maintenance of Bureau and Tribally operated education facilities. With the implementation of the new FMIS data base it will be essential to provide Bureau wide training on all facets of the system. The FMIS system includes modules for inventory, backlog, project management, budget, and shop order systems. The training program will be crucial for the facility management program staff to maintain current and accurate information at all levels of the program. The following training will be provided:

Courses	Training Goals	Total Participants
Level I	Introduction to FMIS	140
Level II	FMIS for System Users	275
Level III	FMIS for Advanced Users	35
Level IV	Speciality Courses - Budget, Project	35

The Bureauwide backlog validation process which began in FY 1999 was completed in FY 2000. In order to maintain current and accurate information, cyclic reviews of the Bureauwide locations will be performed at each location on a five-year cycle. The cyclical review will continue to identify critical and non-critical deficiencies for code compliance in Bureau and Tribally-operated education facilities. This information is essential to the planning process of construction projects which will result in more accurate budget allocation and forecasting and will make optimal use of limited resources and improved identification of the backlog of needed repairs in all Bureau and Tribally operated education facilities.

In FY 2001, OFMC will continue the multi-phased inventory validation. Twenty-five percent will be completed in accordance with the data model established for the new FMIS, which will complete 75 percent of the Bureauwide locations. The multi-phased inventory project will continue through FY 2002. To maintain current and accurate information, cyclic reviews of the Bureauwide locations will be performed on a five-year cycle at each location. This information includes, but is not limited to all buildings, structures, towers, grounds and equipment operated by the Bureau and Tribes for education program. This also includes newly constructed or remodeled facilities. One of the most important factors relating to this information is the need for current and accurate information including up-to-date costs for operations and maintenance, construction and deferred maintenance needs.

Minor Improvement and Repair (MI&R)($650,000): The MI&R program is used primarily to correct priority safety deficiencies, beginning with critical safety work items (S-1). The priority order for correcting deficiencies in the MI&R program are as follows:

1) critical health and safety work items (S-1)
2) mechanical, electrical, and utility
3) other required backlog items to meet local priorities

Work will be accomplished Bureauwide by each location where feasible. These funds are for work items not normally encountered in the Operations and Maintenance (O&M) program. Due to time constraints for immediate correction, these critical health and safety items cannot await funding within a designed project under the FI&R program. The continued rapid deterioration of Bureau facilities has created a significant backlog of serious life/safety deficiencies to such a degree that it is shifting the role of the MI&R program into a resource for emergency funding.

As an ongoing effort to maximize the use of existing facilities and continue to correct and reduce the critical health and safety hazards in Bureau non-educational facilities, funds will be allocated to six Regions for addressing critical safety work items. The correction of items will allow the Bureau to be in compliance with the American with Disabilities Act (ADA) requirements; Environmental Protection Agency (EPA) statutory requirements; Uniform Federal Accessibility Standards (UFAS); other life safety code requirements; and minimize the Bureau's exposure to litigation attributed to the use of unsafe facilities. The following is a list of planned distributions to correct safety deficiencies:

Region	Cost
Great Plains	$175,000
Rocky Mountain	25,000
Midwest	25,000
Western	175,000
Southwest	50,000
Navajo	200,000
Total	**650,000**

Environmental Projects ($200,000): In FY 2001, these funds will be used to address critical environmental issues affecting Bureau-owned non-educational facilities. In compliance with the Environmental Protection Agency (EPA) requirements, project work will continue to abate hazardous materials in Bureau-owned non-education facilities and development of projects to remediate environmental hazards in facilities where survey results reveal presence of contaminants.

Emergency Repair ($108,000): In FY 2001, funding will be provided to Bureau programs on an as needed basis in the event of unforeseen circumstances. This is the only program for this category that has funds available for immediate repair and correction of deficiencies that meet emergency criteria. These funds will be used for providing technical assistance, approval and funding for the immediate correction of unanticipated life/safety and other facility deficiencies affecting Bureau personnel, programs and the general public. Emergency repair and correction of these deficiencies prevents exposure to injury and allow the continued daily operation of programs. These projects are generally completed through force account or expedited contract.

Examples of emergency repairs include: repair or replacement of mechanical and utility system components; correction of immediately hazardous safety conditions; damage caused by fire; acts of nature (i.e. tornadoes, floods, snow, ice, and lightening); and, vandalism.

Demolition/Reduction of Excess Space ($50,000): In FY 2001, the increased funding request would allow the program to develop plans and execute the demolition and or transfer of projects for the following locations:

Location	Building No.	Building Type	Square Feet
Winnebago Agency	22	Headquarters	6,000
Mescalero Agency	4 & 5	Headquarters	9,000

Justification of FY 2001 Increase:

Construction Program Management (+995,000; FTE + 10): In FY 2001, the requested increase would allow the Bureau to hire 10 FTE to assist in the increased construction and operations and maintenance program activities associated with the funding increases requested in the Education Construction program. The additional FTEs would also allow the Bureau to continue to improve

the monitoring of *Public Law 100-297* grants as discussed by the Assistant Secretary - Indian Affairs during a House Appropriations Committee, Subcommittee on Interior and Related Agencies, hearing on the FY 2000 Interior budget to improve the administration and monitoring of construction grants. Funding increases have to be commensurate with FTEs in order to optimize available resources and adequately carry out the responsibilities of effective maintenance, repair and corrective construction of Federally-owned and Tribally-owned facilities. Project funding increases which are not complemented with accompanying increases in FTE will only escalate the backlog which the Bureau has been aggressively pursuing to decrease through the five-year planning efforts and placing an emphasis on providing quality schools. Increases in workload, while maintaining an accelerated timetable to address crucial construction needs, require increased manpower resources.

The Facilities program Bureauwide was severely impacted by the FY 1996 Reduction-in-Force action caused by budgetary reductions. To be able to accelerate school reconstruction, make progress on reducing the backlog for all the construction and facilities improvement and repair programs, and ensure adequate contract monitoring, increased staff is critical.

Seismic Safety Data ($270,000): In FY 2001, funds will be used for the structural evaluation and design of the following buildings requiring seismic retrofitting:

Location	Building No.	Building Type	Sq Ft
Shoshone Elementary School, Duckwater, NV	127	Classroom	7,600
Pyramid Lake High School, Nixon, NV	101	Classroom	4,100
Total			11,700

Facilities Management Information System (FMIS) Project ($1,008,000): Implementation of the base FMIS system will be completed in FY 2001. As a location is scheduled for implementation, training will be provided on the use of the FMIS. The FMIS base system will continue to incorporate software from existing "Commercial Off-the-Shelf" products. These enhancements will interface with on-going parallel systems such as the Department of Interior Electronic Acquisition System (IDEAS) and Quarters Management Information Systems (QMIS). The enhancements will also include environmental reporting requirements for critical and non-critical environmental issues as required by the Office of Trust Responsibilities. In addition, there will be annual user fees and maintenance agreement costs for the Oracle, Maximo, and R. S. Means software implemented in the FMIS base design.

Standard Form 300
July 1964

DEPARTMENT OF THE INTERIOR
BUREAU OF INDIAN AFFAIRS
CONSTRUCTION
Program and Financing (in millions of dollars)

Identification Code: 14-2301-0-1-452		1999 Actual	2000 Estimate	2001 Estimate
Obligations by program activity:				
00.01	Education construction	63	122	282
00.02	Public safety and justice construction	6	8	6
00.03	Resource management construction	42	56	56
00.05	General administration	13	9	9
00.07	Emergency response	3	2	.....
09.07	Reimbursable program	10	6	6
10.00	Total new obligations	137	203	359
Budgetary resources available for obligations:				
21.40	Unobligated balance available, start of year	69	72	73
22.00	New budget authority (gross)	141	206	374
23.90	Total budgetary resources available for obligation	210	278	447
23.95	Total new obligations	(137)	(203)	(359)
24.40	Unobligated balance available, end of year	72	73	88
New budget authority (gross), detail				
40.00	Appropriation	123	169	366
42.00	Transferred from other accounts [14-2100]	.....	(28)*	.....
43.00	Appropriation (total discretionary)	123	197	366
68.00	Spending authority from offsetting collections (cash)	18	9	8
70.00	Total new budget authority (gross)	141	206	374
Change in unpaid obligations				
	Unpaid obligations, start of year			
72.40	Obligated balance, start of year	124	85	154
72.95	From Federal sources: Receivables and unpaid, unfilled orders	10	10	.....
72.99	Total unpaid obligations, start of year	134	95	154
73.10	Total new obligations	137	203	359
73.20	Total outlays (gross)	(177)	(144)	(207)
	Unpaid obligations, end of year			
74.40	Obligated balance, end of year	85	154	306
74.95	From Federal sources: Receivables and unpaid, unfilled orders	10	.....	.....
74.99	Total unpaid obligations, end of year	95	154	306
Outlays (gross), detail:				
86.90	Outlays from new discretionary authority	47	54	92
86.93	Outlays from discretionary balances	130	92	117
87.00	Total outlays (gross)	177	144	207
Offsets against gross budget authority and outlays				
	Offsetting collections from:			
88.00	Federal sources	18	6	6
88.45	Offsetting governmental collections from the public	.....	3	2
88.90	Total, offsetting collections (cash)	18	9	8
Net budget authority and outlays:				
89.00	Budget authority	123	197	366
90.00	Outlays	159	135	199

* Education facilities maintenance program funding for FY 2000 and FY 2001 was transferred from the Operation of Indian Programs Account to the Construction Account, under the authority of a Secretarial Order.

Standard Form 300

July 1964

DEPARTMENT OF THE INTERIOR
BUREAU OF INDIAN AFFAIRS
CONSTRUCTION (Continued)
Object Classification (in millions of dollars)

Identification Code: 14-2301-0-1-452		1999 Actual	2000 Estimate	2001 Estimate
Direct Obligations:				
Personnel Compensation:				
11.11	Full-time permanent	7	22	24
11.13	Other than full-time permanent	1	2	2
11.19	Total personnel compensation	8	24	26
11.21	Civilian personnel benefits	2	3	7
12.52	Other services	44	65	67
12.53	Purchases of goods and services	8	9	9
12.54	Operation and maintenance of facilities	8	9	9
12.57	Operation and maintenance of equipment	3	4	4
12.60	Supplies and materials	2	3	3
13.10	Equipment	7	8	8
14.10	Grants, subsidies, and contributions	20	45	193
19.90	***Subtotal, Direct obligations***	102	170	326
Reimbursable Obligations:				
21.11	Full-time permanent	2	2	2
22.57	Operation and maintenance of equipment	2	1	1
22.60	Supplies and materials	1	1	1
23.10	Equipment	4	1	1
23.20	Land and structures	1	1	1
29.90	***Subtotal, Reimbursable obligations***	10	6	6
Allocation Account				
31.11	Full-time permanent	3	3	3
32.52	Other services	11	11	11
33.20	Land and structures	11	13	13
39.90	Subtotal, Allocation Account	25	27	27
99.99	***Total new obligations***	137	203	359

Personnel Summary				
Direct				
	Full-time equivalent employment	150	385	405
Reimbursable				
	Full-time equivalent employment	42	42	42
Allocation Account				
	Full-time equivalent employment	605	605	605

Appropriation Language

DEPARTMENT OF INTERIOR

BUREAU OF INDIAN AFFAIRS

Indian Land and Water Claim Settlements and Miscellaneous Payments to Indians

For miscellaneous payments to Indian tribes and individuals and for necessary administrative expenses, [$27,256,000] $34,026,000, to remain available until expended; of which [$25,260,000] $25,025,000 shall be available for implementation of enacted Indian land and water claim settlements pursuant to Public Laws 101-618 and 102-575, and for implementation of other enacted water rights settlements; of which $8,000,000 shall be for Tribal compact administration, economic development and future water supplies facilities under Public Law 106-163; and of which [$1,871,000] $877,000 shall be available pursuant to Public Laws 99-264[, 100-383, 103-402,] and 100-580. *(Department of the Interior and Related Agencies Appropriations Act, 2000, as enacted by section 100(a)(3) of the Consolidated Appropriations Act, 2000 (P. L. 106-113).)*

Justification of Proposed Language Changes

BUREAU OF INDIAN AFFAIRS

Indian Land and Water Claim Settlements and Miscellaneous
Payments to Indians

Addition: "of which $8,000,000 shall be available for Tribal compact administration, economic development and future water supplies facilities under Public Law 106-163"

Funds are requested as authorized by *P. L. 106-163*, the Chippewa Cree Tribe of the Rocky Boy's Reservation Indian Reserved Water Rights Settlement and Water Supply Enhancement Act, for the settlement of the water rights claims of the Chippewa Cree Tribe for use for compact administration, economic development, and development of future water supply systems activities.

Summary of Requirements
(Dollar amounts in thousands)

Appropriation: Indian Land and Water Claim Settlements and Miscellaneous Payments to Indians

	Amount	*FTE*	Amount
FY 2000 Enacted		*3*	**27,128**
Additional cost in 2001 of the January 2000 Pay Raise	3		
Additional cost in 2001 of the January 2001 Pay Raise	8		
One-Less Pay Day	(1)		
Total, Uncontrollable Changes			**10**
Program Changes			**6,888**
Total Requirements (2001 Request)		*3*	**34,026**

	2000 Enacted	2001 Request
Justification of Uncontrollable Changes		
Additional cost in 2001 of the January 2000 Pay Raise		3
Additional cost in 2001 of the January 2001 Pay Raise		8

The January 2001 pay raise amount cited was calculated before the Presidential Policy pay raise amount was available to the Department of the Interior. In total, the sum of the amounts above for pay raise costs is nearly the same as the correct amount. The amounts above offset the equivalent of a 4.025 percent for the full fiscal year rather than 3.975 percent, that is, they are 0.05 percent too high. The amounts above are based on raises of 4.4 percent and 3.9 percent respectively, rather than the actual 4.8 percent for January 2000 and the President's requested 3.7 percent for January 2001. The Office of Budget will compile the correct amounts and provide them to the Appropriations Subcommittees and post them on its website (www.doi.gov/budget) soon after the release of the President's budget request.

One-Less Pay Day		(1)

This adjustment is to reflect the amount contributable to one less pay day.

ACCOUNT OBJECT CLASS INFORMATION
INDIAN LAND AND WATER CLAIM SETTLEMENTS AND MISCELLANEOUS PAYMENTS TO INDIANS
(Dollar Amounts In Thousands)

Object Classification by Activity	FY 2000 Enacted FTE	FY 2000 Enacted Amount	Uncontrollable and Related Changes FTE	Uncontrollable and Related Changes	Program Changes FTE	Program Changes Amount	FY 2001 President's Budget Request FTE	FY 2001 President's Budget Request Amount	Increase/Decrease From 2000 Enacted FTE	Increase/Decrease From 2000 Enacted Amount
Indian Land and Water Claim Settlements and Miscellaneous Payments to Indians	*3*	27,128		10	*0*	6,888	*3*	34,026	*0*	6,898
11.1 Full-time permanent		135		10				145		10
12.1 Civilian personnel benefits		38						38		0
21.0 Travel and transportation of persons		4						4		0
22.0 Transportation of things		4						4		0
25.2 Other contractual services		679						679		0
26.0 Supplies and materials		4						4		0
31.0 Equipment		4						4		0
41.0 Grants subsidies and contributions		26,261				6,888		33,149		6,888
Total		27,128		10		6,888		34,026		6,898

Account: Indian Land and Water Claim Settlements and Miscellaneous Payments to Indians

Program Element		2000 Enacted To Date	Uncontrollable and Related Changes	Program Changes	2001 Budget Request	Change From 2000
Indian Land and Water Claim Settlements	$(000)	26,261	0	6,888	33,149	6,888
Miscellaneous Payments to Indians	$(000)	867	10	0	877	10
	FTE	*3*	*0*		*3*	*0*
Total Requirements	$(000)	27,128	10	6,888	34,026	6,898
	FTE	*6*	*0*	*0*	*3*	*0*

Indian Land and Water Claim Settlements

Program Element		2000 Enacted To Date	Uncontrollable and Related Changes	Program Changes	2001 Budget Request	Change From 2000
Ute Indian Rights Settlements	$(000)	24,883	0	0	24,883	0
Pyramid Lake Water Rights Settlement	$(000)	259	0	-117	142	-117
Rocky Boys Water Rights Settlement	$(000)	0	0	8,000	8,000	8,000
Walker River Paiute (Weber Dam)	$(000)	124	0	0	124	0
Aleutian-Pribilof Church Restoration	$(000)	995	0	-995	0	-995
Total Requirements	$(000)	26,261	0	6,888	33,149	6,888

Program Description ($26,261,000): The FY 2000 appropriations are being used to implement the Federal statutes ratifying the enacted Indian Land and Water Claim Settlements. The enacted settlements are listed below:

Ute Indian Rights Settlement ($24,883,000): Funds appropriated in FY 2000 will be used to carry out the Federal Government's commitment to the Ute Tribe. This commitment includes fulfilling the requirements of Title V of the Reclamation Projects Authorization and Adjustment Act of 1992 (*Public Law 102-575*). A total amount of $198.5 million (in January 1991 dollars) is authorized in Title V of the Act for the settlement of the Tribe's water rights claims. All funding authorized under the Act is indexed until appropriated. The total is divided as follows:

- Section 504 of the Act authorizes $45.0 million, payable in three installments, for Tribal farming operations. The FY 2000 payment of $49.3 million provides the final installment.

- Sections 505(a), (b), (c), and (f) authorize $28.5 million for reservoir, stream, habitat, and road improvements. From FY 1994 through FY 1996, a total of $13.5 million was provided for these activities.

- Section 506(a) authorizes $125 million for the Ute Tribal Development Fund, payable in three equal installments annually. Payments of lesser amounts than described are subject to an

adjustment of interest income that would have been earned on the unpaid amount. In Fiscal Years 1997 through 1999, $25 million was appropriated annually for deposit into the Tribal Development Fund. Of the amounts appropriated in Fiscal Years 1998 and 1999, $1.5 million and $3.2 million, respectively, were used for an interest adjustment on the shortfall in the annual payments. Of the $24,883,000 provided in FY 2000, $5.0 million was used for interest adjustment and the balance used for deposit into the Tribal Development Fund. In FY 2001, a total of $24,883,000 is requested, of which an estimated $4.0 million will be needed for the interest adjustment and the balance will be deposited into the Tribal Development Fund. By the end of FY 2001, as a result of indexing and interest adjustments, an estimated $63.8 million will remain to satisfy the requirements of this settlement.

Truckee-Carson-Pyramid Lake Water Settlement ($259,000): The funds appropriated to date have been to fulfill the Federal Government's responsibility to the Pyramid Lake Paiute Tribe in accordance with the provisions of the Truckee-Carson-Pyramid Lake Water Rights Settlement Act *(Public Law 101-618)*. A portion of the funds assist in the acquisition and delivery of water and water rights and related interests for conservation and recovery of Pyramid Lake fish. These actions also help assist to improve the water quality in the Lower Truckee River in accordance with the Truckee River Quality Settlement. A second portion of the funds is used for development of the Truckee River Operating Agreement and preparation for its implementation as required by section 205 of the Act. A third portion of the funds is to assist in economic development for the Tribe following implementation of the Operating Agreement and in accordance with a plan developed by the Tribe in consultation with the Secretary.

Section 208 of the Act authorizes a total settlement of $65 million for two specific settlements with the Pyramid Lake Paiute Tribe: the Pyramid Lake Fisheries Fund and the Pyramid Lake Economic Development Fund.

In FY 1992, a total of $25 million was deposited in the Pyramid Lake Fisheries Fund. A one-time payment of $700,000 was provided in FY 1994 for interest that would have been earned had part of the FY 1992 payment not been deferred to September 30, 1992, by the FY 1992 Department of the Interior and Related Agencies Appropriations Act.

The Pyramid Lake Economic Development Fund authorizes a $40 million settlement, payable in five installments. The payment requirements were fulfilled in FY 1997. The Tribe will gain access to this fund when the negotiations of the Operating Agreement are complete and the agreement is effected.

Additionally, a settlement was reached to purchase Truckee River water rights for the Truckee River Water Quality Settlement which settled water quality litigation while also supporting the recovery of cui-ui and Lahontan cutthroat trout. Funding of $12 million for water rights acquisition under this settlement was completed in FY 1999. This water will increase instream flows for improved riparian habitat, improve water quality and raise the water level of Pyramid Lake. The Federal funding for the purchase of water rights in the Act is matched equally by funding from the cities of Reno and Sparks, and Washoe County, Nevada.

The FY 2000 appropriation includes $30,000 for payment to the Truckee-Carson Irrigation District for water rights service within the Newlands Irrigation District for water being acquired under the

Truckee River Water Quality Settlement. The remainder of $229,000 is for documentation of the Operating Agreement (where the draft agreement is nearing completion) and for Federal Water Master costs in preparing for its implementation. This includes $80,000 for transitional funding for the water master on behalf of the Pyramid Lake Paiute Tribe and $149,000 to document the water model and anticipated flows for the courts and to develop the administrative record. The agreement, when completed, must be submitted to the U.S. District Courts for Nevada and California for approval of changes to the Orr Ditch Decree (Nevada) and the Truckee River General Electric Decree (California). The documentation is in support of those filings with the court and their legal defense.

The requirements for operation and maintenance fees is potentially perpetual; funds required will probably increase to about $60,000 to $70,000.

Walker River Paiute - Weber Dam ($124,000): The Congress provided funds to the Walker River Paiute Tribe in recognition of the negative effects associated with the delay of the modification of Weber Dam. An analysis will be performed on the feasibility of establishing a Tribally-operated Lahontan cuttroat trout hatchery on the Walker River as the river flows through the Walker River Indian Reservation. Funds for the hatchery operations will be incorporated in a *Public Law 93-638* contract with the Tribe.

Aleutian-Pribilof Church Restoration ($995,000): The FY 2000 appropriations are being used to restore church properties destroyed or raided during World War II. The funds appropriated to date have been in fulfillment of the provisions of the Aleutian and Pribilof Islands Restitution Act, *Public Law 100-383*, as amended by *Public Law 103-402*.

An inventory and assessment (May, 1993) estimated the costs of church property repair, restoration and replacement at $3,973,146. The authorized funding level for compensation of damaged church properties is $4.7 million. Of this amount, approximately $3.5 million has been appropriated since FY 1993. This amount represents approximately 88 percent of the estimated repair, restoration, and replacement costs.

Miscellaneous Payments to Indians

Program Subelement		2000 Enacted To Date	Uncontrollable and Related Changes	Program Changes	2001 Budget Request	Change From 2000
White Earth Land Settlement Act (Adm.)	$(000)	622	4	0	626	4
	FTE	*1*	*0*	*0*	*1*	*0*
Hoopa-Yurok Settlement	$(000)	245	6	0	251	6
	FTE	*2*	*0*	*0*	*2*	*0*
Total Requirements	$(000)	867	10	0	877	10
	FTE	*3*	*0*	*0*	*3*	*0*

White Earth Reservation Land Settlement Act ($622,000; FTE 1): The White Earth Reservation Land Settlement program supports the goal to compensate Indian individuals and Tribes for divested ownership of land and other specified purposes as authorized by enacted legislation and court

settlements. Funds are used to investigate and verify questionable transfers of land by which individual Indian allottees, or their heirs, were divested of ownership and, to achieve the payment of compensation to said allottees, or heirs, in accordance with the Act (*Public Law 99-264*). A major portion of work is currently contracted under the authority of *Public Law 93-638*, as amended, to the White Earth Reservation Business Committee. In calendar year 1999, there were 1,500 compensation payments made. It is expected that the number of these compensation payments will increase in FY 2000 as the number of payments is dependent upon the number of heirs to an estate; there are approximately 1,600 claims remaining. The exact number of payments from these claims are not determined until the estate is probated.

Hoopa-Yurok Settlement Act ($245,000; FTE 2): The funds appropriated to date have been used to fulfill the Federal Government's responsibility under *(Public Law 100-580)* the Hoopa-Yurok Settlement Act, Section 4 and 5. At this time, the requirements under the Act for completion of the Settlement Roll have been accomplished and payments under Section 6 and 7 have been met.

Section 2 of the Act requires that the Secretary will spend not less than $5,000,000 for the purpose of acquiring land or interests in lands pursuant to subparagraph (A). In FY 2000, the Bureau's Pacific Regional Office and the Yurok Tribe will work on identification of lands within the exterior boundaries of the Yurok Reservation to identify lands available for purchase under Section 2. In FY 2000, $202,000 will be provided to the Yurok Tribe for completion of this work and $43,000 will be used by the Pacific Region for staff and travel related expenses in working with the Tribe to identify, map, and index available lands. Presently, $2,500,000 has been appropriated and is available for land purchase under the provisions of Section 2. In addition, the Pacific Region will continue to work with the Yurok Tribe on Economic Self-Sufficiency as provided in Section 10.

It is estimated that in FY 2001, $251,000 will be required to continue to support these efforts. However, a reduced amount will be available to the Yurok Tribe and an increased share will be utilized by the Bureau's Pacific Region once land is purchased to ensure proper processing of fee to trust applications as provided for in Section 2 of the Settlement Act.

Justification of Program Changes

Program Element		2001 Budget Request	Program Changes (+/-)
Pyramid Lake Water Rights Settlement	$(000)	142	-117
Rocky Boys	$(000)	8,000	8,000
Aleutian-Pribilof Church Restoration	$(000)	0	-995
Total Requirements	$(000)	8,142	6,888

Truckee-Carson-Pyramid Lake Water Settlement (-$117,000): The reduction reflects the effort to complete the majority of the documentation (models, projected flows, and administrative record) during FY 2000 prior to filing with the Federal District Courts the proposed changes to underlying water right decrees of those courts that will be necessary for implementation of the Truckee River Operating Agreement. In FY 2001, there will be a reduced effort associated with the model and projected flows documentation (approximately $32,000), and assisting finance preparation and transition costs of the Federal Water Master ($80,000). Costs for this latter effort are also shared

equally with the States of California and Nevada, Sierra Pacific Power Company, and the Bureau of Reclamation. An amount of $30,000 continues to be needed for water delivery service charges for water acquired under the Truckee River Water Quality Settlement Agreement.

Chippewa Cree Tribe of the Rocky Boys (+$8,000,000): The United States, the Chippewa Cree Tribe of the Rocky Boys Reservation, and the State of Montana entered into a settlement of the water rights of the Tribe which was ratified by the Congress under *Public Law 106-163*. Encompassed in the settlement are a series of projects which will improve on-reservation irrigation systems, provide for future water needs of the Tribe, and address pressing water planning issues on and off reservation. The settlement of Indian water rights is in fulfillment of the trust responsibility with respect to present and future water resource needs and represents a commitment of the United States as Trustee to Tribes. The funds requested will be utilized for compact administration ($3 million), and contributions to a Tribal economic development fund ($3 million) and a future water supply facility ($2 million).

The Bureau of Reclamation's FY 2001 budget request includes $16.0 million, an increase of $15.5 million for this settlement. These funds will be used to complete on-going feasibility studies and initiate construction of improved water supply facilities.

Aleutian-Pribilof Church Restoration (-$995,000): The FY 2000 appropriations fulfill the provisions of the Aleutian and Pribilof Islands Restitution Act to the extent that approximately 88 percent of the estimated costs of the church property repair, restoration, and replacement have been made available since FY 1993. Sufficient funds remain available to continue work on priority repairs through Fiscal Years 2000 and 2001.

Standard Form 300
July 1964

DEPARTMENT OF THE INTERIOR
BUREAU OF INDIAN AFFAIRS
INDIAN LAND AND WATER CLAIM SETTLEMENTS AND MISCELLANEOUS PAYMENTS TO INDIANS
Program and Financing (In millions of dollars)

Identification Code: 14-2303-0-1-452		1999 Actual	2000 Estimate	2001 Estimate
Obligations by program activity:				
00.01	White Earth Reservation Claims Settlement Act	.....	1	1
00.02	Hoopa Yurok Settlement Act	2	3	.....
00.03	Pyramid Lake Water Rights Settlement	2	5	.....
00.04	Ute Indian Water Rights Settlement	25	25	25
00.05	Aleutian-Pribilof Church Restoration	.....	1	.....
00.06	Rocky Boys	.....	.....	8
10.00	Total new obligations	29	35	34
Budgetary resources available for obligations:				
21.40	Unobligated balance available, start of year	8	8	.....
22.00	New budget authority (gross)	29	27	34
23.90	Total budgetary resources available for obligation	37	35	34
23.95	Total new obligations	(29)	(35)	(34)
24.40	Unobligated balance available, end of year	8	.....	.....
New budget authority (gross), detail				
40.00	Appropriation	29	27	34
Change in unpaid obligations				
	Unpaid obligations, start of year			
72.40	Obligated balance, start of year	2	2	10
73.10	Total new obligations	29	35	34
73.20	Total outlays (gross)	(29)	(27)	(34)
	Unpaid obligations, end of year			
74.40	Obligated balance, end of year	2	10	10
Outlays (gross), detail:				
86.90	Outlays from new discretionary authority	26	24	31
86.93	Outlays from discretionary balances	3	3	3
87.00	Total outlays (gross)	29	27	34
Net budget authority and outlays:				
89.00	Budget authority	29	27	34
90.00	Outlays	29	27	34
Object Classification (in millions of dollars)				
Direct Obligations:				
12.52	Other services	3	3	3
14.10	Grants, subsidies, and contributions	26	32	31
99.99	***Total new obligations***	29	35	34
Personnel Summary				
Direct				
	Full-time equivalent employment	3	3	3

Appropriation Language

DEPARTMENT OF THE INTERIOR

BUREAU OF INDIAN AFFAIRS

INDIAN GUARANTEED LOAN PROGRAM ACCOUNT

For the cost of guaranteed loans, [$4,500,000] $5,520,000 as authorized by the Indian Financing Act of 1974, as amended: *Provided,* That such costs, including the cost of modifying such loans, shall be as defined in section 502 of the Congressional Budget Act of 1974: *Provided further,* That these funds are available to subsidize total loan principal, any part of which is to be guaranteed, not to exceed [$59,682,020] $82,020,802.

In addition, for administrative expenses to carry out the guaranteed loan programs, [$508,000] $488,000. (*Department of the Interior and Related Agencies Appropriations Act, 2000, as enacted by section 1000(a)(3) of the Consolidated Appropriations Act, 2000 (P.L. 106-113*).)

DEPARTMENT OF THE INTERIOR

BUREAU OF INDIAN AFFAIRS

Indian Guaranteed Loan Program Account

14-2628-0-1-452

Program and Performance

As required by the Federal Credit Reform Act of 1990, this account records for this program the subsidy costs associated with loan guarantees committed in 1992 and beyond (including modifications of loan guarantees that resulted from obligations or commitments in any year) as well as administrative expenses of this program. The subsidy amounts are estimated on a present value basis; the administrative expenses are estimated on a cash basis. Loan guarantees will support projects such as manufacturing, business services, and tourism (hotels, motels, restaurants) providing increased economic development on Indian reservations.

Appropriation: Indian Guaranteed Loan Program Account

Program Element		2000 Enacted To Date	Uncontrollable and Related Changes	Program Changes	2001 Budget Request	Change From 2000
Administrative Expenses	$(000)	485	3	0	488	3
	FTE	*1*	*0*	*0*	*1*	*0*
Guaranteed Loan Subsidy - Current	$(000)	4,500	0	1,020	5,520	1,020
Total Requirements	$(000)	4,985	3	1,020	6,008	1,023
	FTE	*1*	*0*	*0*	*1*	*0*

Program Description: The program provides capital on a reimbursable basis to help develop and utilize Indian resources, both physical and human, to a point where Indians will fully exercise responsibility for the utilization and management of their own resources. Its purpose is to allow the customers to enjoy a standard of living from their own productive efforts comparable to that enjoyed by non-Indians in neighboring communities. This program supports the strategic goal to improve the Bureau and Tribal technical expertise in areas critical to successful economic development by providing training on how to access capital, structure financial transactions and techniques on fundamental business strategies, leverage private sector funding for businesses, and create and/or sustain jobs in Indian communities. In FY 2000, the Bureau estimates that this program will fund 54 new businesses with 1,000 jobs created and/or sustained.

The Bureau will continue to enforce loan limits to stimulate portfolio diversities which in turn will improve overall portfolio performance. In FY 2000, funding will allow the Bureau to guarantee up to 90 percent of loans made by private lenders to Tribes, Alaskan Natives, and individual Indian-owned businesses whose activities provide an economic development impact on Federally recognized Indian reservations. The Bureau will guarantee up to $59.7 million in loans, the same commitment as in FY 1999. The loans will average $950,000. Loan guarantees help finance Indian-owned businesses in construction, cattle ranching, commercial fishing, air carrier charter service, shuttle bus service, convenience/grocery stores, charter and sightseeing, hotel/conference center, office building rentals, bulk fuel, stations and others. Many Tribes are also continuing to invest in community infrastructure development. Tribal developments include water and sewer systems, Tribal farms, Tribal housing projects, solid waste transfer stations, Tribal office complexes, Tribal cultural institutes, and recreational attractions, including golf courses and recreation vehicle parks. These developments generate additional business opportunities for individual Indian entrepreneurs and Tribal enterprises who may utilize the loan guaranty funding to meet their financing needs and enhance reservation economies. None of the FY 2000 funds will be used to guarantee bond issues or gaming enterprises.

Administrative Expenses ($485,000; FTE 1): The Federal Credit Reform Act of 1990 (*2 U.S.C. 661*) established this account to support the administrative costs of servicing guaranteed loans including those made prior to FY 1992 for which funds were appropriated under the Indian Guaranty and Insurance Fund. In FY 2000, this account will be used primarily to pay for salaries, training and travel costs for program administration and to develop policy for the $286 million loan portfolios,

which includes $73 million in direct loans and $214 million in guaranteed loans. As required by the Debt Collection Improvement Act of 1996, the Bureau will continue to transfer all direct loan and assigned guaranteed loan delinquencies in excess of 180 days to the Department of Treasury. The office will continue to fund an attorney/advisor, in the Office of the Solicitor, specializing in corporate law to provide counsel in resolving legal issues associated with administration of the program.

Guaranteed Loan Subsidy ($4,500,000): Subsidy payments are made to the Guaranteed Loan Financing Account as loans are disbursed. The FY 2000 subsidy funding of $4.5 million will subsidize up to $59.7 million in guaranty loan commitments with a subsidy rate of 7.54 percent.

Justification of Program Changes

Program Element		2001 Budget Request	Program Changes (+/-)
Guaranteed Loan Subsidy	$(000)	5,520	1,020

Guaranteed Loan Subsidy (+1,020,000): For FY 2001, the Bureau plans to guarantee an additional $22 million in new loans to establish or refinance about 30 new Indian business that will create or sustain 180 jobs. In FY 2001, the $5.5 million will subsidize up to $82 million in guaranty loan commitments with a subsidy rate of 6.73 percent.

ACCOUNT OBJECT CLASS INFORMATION
INDIAN GUARANTEED LOAN PROGRAM ACCOUNT
(Dollar Amounts in Thousands)

Object Classification by Activity	FY 2000 Enacted FTE	FY 2000 Enacted Amount	Uncontrollable and Related Changes FTE	Uncontrollable and Related Changes	Program Changes FTE	Program Changes Amount	FY 2001 President's Budget Request FTE	FY 2001 President's Budget Request Amount	Increase/Decrease From 2000 Enacted FTE	Increase/Decrease From 2000 Enacted Amount
Indian Guaranteed Loan Program Account	*1*	4,985	*0*	3	*0*	1,020	*1*	6,008	*0*	1,023
11.1 Full-time permanent		52		3				55		3
12.1 Civilian personnel benefits		15						15		0
21.0 Travel and transportation of persons		2						2		0
22.0 Transportation of things		2						2		0
25.2 Other contractual services		412						412		0
26.0 Supplies and materials		2						2		0
31.0 Equipment		2						2		0
41.0 Grants subsidies and contributions		4,500				1,020		5,520		1,020
Total		4,985		3		1,020		6,008		1,023

Standard Form 300
July 1964

DEPARTMENT OF THE INTERIOR
BUREAU OF INDIAN AFFAIRS
INDIAN GUARANTEED LOAN PROGRAM ACCOUNT
Program and Financing (in millions of dollars)

Identification Code: 14-2628-0-1-452	1999 Actual	2000 Estimate	2001 Estimate
Obligations by program activity:			
00.02 Guaranteed loan subsidy	4	4	5
00.04 Subsidy for modifications of loan guarantees	.....	.....	.....
00.07 Reestimates of Guaranteed loan subsidy	.....	.....	.....
00.08 Interest on reestimates of loan guaranty subsidy	.....	.....	.....
00.09 Administrative expenses	1	1	1
10.00 Total new obligations	5	5	6
Budgetary resources available for obligations:			
22.00 New budget authority (gross)	5	5	6
23.95 Total new obligations	(5)	(5)	(6)
New budget authority (gross), detail			
Mandatory:			
40.00 Appropriation	5	5	6
Change in unpaid obligations			
Unpaid obligations, start of year:			
72.40 Obligated balance, start of year	10	12	10
73.10 Total new obligations	5	5	6
73.20 Total outlays (gross)	(4)	(7)	(7)
Unpaid obligations, end of year			
74.40 Obligated balance, end of year	12	10	9
Outlays (gross), detail:			
86.90 Outlays from new discretionary authority	1	1	1
86.93 Outlays from discretionary balances	3	4	6
87.00 Total outlays (gross)	4	7	7
Net budget authority and outlays:			
89.00 Budget authority	5	5	6
90.00 Outlays	4	7	7
Credit Subsidy Data			
Guaranteed loan levels supportable by subsidy budget authority:			
21.50 Loan guarantee levels	60	60	82
21.59 Total loan guarantee levels	60	60	82
Guaranteed loan subsidy (in percent)			
23.20 Subsidy rate	754	754	673
23.29 Weighted average subsidy rate	754	754	673
Guaranteed loan subsidy budget authority			
23.30 Subsidy budget authority	4	(16)	5
23.39 Total subsidy budget authority	4	(16)	5
23.40 Subsidy outlays	4	4	5
23.49 Total subsidy outlays	4	4	5
Administrative expense data			
35.10 Budget authority	1	1	1
35.80 Outlays from balance	.....	.....	.....
35.90 Outlays from new authority	.....	1	1
Object Classification (in millions of dollars)			
Direct Obligations:			
14.10 Grants, subsidies, and contributions	4	4	5
99.95 Below reporting threshold	1	1	1
99.99 ***Total new obligations***	5	5	6
Personnel Summary			
Direct			
Full-time equivalent employment	1	1	1

DEPARTMENT OF THE INTERIOR

BUREAU OF INDIAN AFFAIRS

Indian Guaranteed Loan Financing Account

14-4415-0-3-452

Program and Performance

As required by the Federal Credit Reform Act of 1990, this non-budgetary account records all cash flows to and from the Government resulting from loan guarantees committed in/after 1992 including modifications of loan guarantees that resulted from commitments in any year. The amounts in this account are a means of financing and are not included in the budget totals.

Appropriation: Indian Guaranteed Loan Financing Account

Program Description: The Indian Financing Act of 1974 (*Public Law 93-262*), as amended, established a program to guarantee loans from the private sector to promote economic development of Tribes, individual Indians and Alaska Natives. In 1990, the Federal Credit Reform Act (FCRA) was passed to: (1) measure more accurately the costs of Federal credit programs; (2) estimate the cost of credit programs on a budgetary basis equivalent to other Federal spending; (3) encourage the delivery of benefits in the form most appropriate to the needs of beneficiaries; and (4) improve the allocation of resources among credit programs and between credit and other spending programs. The Account collects and holds in escrow subsidy appropriations from the program account and lenders fees; maintains balances as reserves for payment of defaults; records interest income from Treasury; and pays defaults and interest subsidies as necessary.

Guaranteed loan subsidy rates are arrived at by estimating costs and receipts and entering them into a subsidy model developed by the Office of Management and Budget (OMB). Lender fees and interest earnings entered into the escrow account affect the subsidy rate positively. Default payments and interest subsidy (or supplemental) payments affect the rate negatively. The resulting subsidy rate determines the anticipated costs needed over the life of a given amount of each year's lending authority.

When loans are closed, meaning all documents and approvals are completed, the subsidy costs are obligated and transferred to the Financing Account. At this point, the approved loans are only commitments by the U.S. Government and these subsidy funds are held in escrow. When lender banks disburse the loan funds to the borrowers, it may be in the same year as the obligations, but more often than not, these advancements occur anywhere from the second year and beyond. In addition to the subsidy costs, lenders' fees are held in this account. Funds in this financing account are used to pay for defaults and interest supplements.

The FY 2001 funds will subsidize up to $82 million in guaranty loan commitments. The subsidy cost associated with this loan volume is estimated to be $5.5 million and is requested in the Indian Guaranteed Loan Program Account.

The subsidy reestimates, required by the Federal Credit Reform Act of 1990 (*Public Law 101-508, Section 504 (F)*), were calculated at the end of FY1999 for cohort years 1992 through 1997 using actual data. This process resulted in a downward reestimate of the subsidy costs, which means the original subsidy costs were over estimated. The Bureau will transfer approximately $20.7 million to the Negative Subsidy Account.

Standard Form 300
July 1964

DEPARTMENT OF THE INTERIOR
BUREAU OF INDIAN AFFAIRS
INDIAN GUARANTEED LOAN FINANCING ACCOUNT
Program and Financing (in millions of dollars)

Identification Code: 14-4415-0-3-452	1999 Actual	2000 Estimate	2001 Estimate
Obligations by program activity:			
00.01 Interest subsidy	.....	1	1
00.02 Default claims	1	1	1
00.91 Direct program by activities-subtotal (1 level)	1	2	2
08.02 Payment of downward reestimates to receipt account 010-00272930	.....	18	.....
08.04 Interest on downward reestimates to receipt account 010-00272930	.....	3	.....
08.91 Direct program by activities-subtotal (1 level)	.....	21	.....
10.00 Total new obligations	1	23	2
Budgetary resources available for obligations:			
21.40 Unobligated balance available, start of year	17	27	8
22.00 New financing authority (gross)	10	5	6
23.90 Total budgetary resources available for obligation	27	32	14
23.95 Total new obligations	(1)	(23)	(2)
24.40 Unobligated balance available, end of year	27	8	11
New budget authority (gross), detail			
68.00 Spending authority from offsetting collections: Offsetting collections (cash)	10	5	6
Change in unpaid obligations			
Unpaid obligations, start of year:			
72.40 Obligated balance, start of year	4	5	3
73.10 Total new obligations	1	23	2
73.20 Total financing disbursements (gross)	(1)	(25)	(4)
Unpaid obligations, end of year:			
74.40 Obligated balance, end of year	5	3	1
Outlays (gross), detail:			
87.00 Total financing disbursements (gross)	1	25	4
Offsets against gross budget authority and outlays			
Offsetting collections from:			
88.00 Payments from program account	4	4	5
88.40 Non-Federal sources	6	1	1
88.90 Total, offsetting collections (cash)	10	5	6
Net budget authority and outlays:			
89.00 Financing authority	.....	.....	.....
90.00 Financing disbursements	(10)	20*	(2)

* FY 2000 payment of downward reestimate to 010-00272930 receipt account.

Standard Form 300
July 1964

DEPARTMENT OF THE INTERIOR
BUREAU OF INDIAN AFFAIRS
INDIAN GUARANTEED LOAN FINANCING ACCOUNT (Continued)
Status of Guaranteed Loans (in millions of dollars)

Identification Code: 14-4415-0-3-452	1999 Actual	2000 Estimate	2001 Estimate
Position with respect to appropriations act limitation on commit:			
21.11 Limitation on guaranteed loans made by private lenders.	60	60	82
21.12 Uncommitted loan guarantee limitation	(28)	.....	.....
21.50 Total guaranteed loan commitments	32	60	82
Cumulative balance of guaranteed loans outstanding			
22.10 Outstanding, start of year	113	120	153
22.31 Disbursements of new guaranteed loans	32	60	82
22.51 Repayments and prepayments	(24)	(26)	(28)
22.61 Adjustments: Terminations for default that result in loans receivable	(1)	(1)	(1)
22.90 Outstanding, end of year	120	153	206
Memorandum:			
22.99 Guaranteed amount of guaranteed loans outstanding, end of year	120	128	137
Addendum:			
Cumulative balance of defaulted guaranteed loans that result in:			
23.10 Outstanding, start of year	44	41	41
23.31 Disbursements for guaranteed loan claims	3	1	1
23.51 Repayments of loans receivable	(6)	(1)	(1)
23.90 Outstanding, end of year	41	41	41
63.00 Net financing disbursements	(10)	20	(2)
Federal Credit Data			
63.00 Net financing disbursements	(10)	20	(1)
Balance Sheet			
ASSETS:			
11.01 Federal assets: Fund balances with Treasury	41	41	41
Net value of assets related to post-1991 acquired defaulted guaranteed loans			
15.01 Defaulted guaranteed loans receivable, gross	41	41	41
15.05 Allowance for subsidy cost (-)	(41)	(41)	(41)
15.99 New present value of assets related to defaulted guaranteed loan	.....	.....	.....
19.99 Total assets	41	41	41
LIABILITIES:			
22.04 Non-Federal liabilities: Liabilities for loan guarantees	41	41	41
29.99 Total Liabilities	41	41	41
NET POSITION:			
31.00 Appropriated capital	.....	.....	.....
39.99 Total net position	.....	.....	.....
49.99 Total liabilities and net position	41	41	41

DEPARTMENT OF THE INTERIOR

BUREAU OF INDIAN AFFAIRS

Indian Loan Guaranty and Insurance Liquidating Fund

14-4410-0-3-452

Program and Performance

As required by the Federal Credit Reform Act of 1990, this account records, for this program, all cash flows to and from the Government resulting from loan guarantees committed prior to 1992. This account is shown on a cash basis. All new activity in this program in 1992 and beyond (including modifications of loan guarantees that resulted from obligations or commitments in any year) is recorded in corresponding program and financing accounts.

Appropriation: Indian Loan Guaranty and Insurance Liquidating Fund

Program Element		2000 Enacted To Date	Uncontrollable and Related Changes	Program Changes	2001 Budget Request	Change From 2000
BA Permanent, Interest Subsidies	$(000)	60	0	0	60	0
Defaulted Loans	$(000)	940	0	0	940	0
Total Requirements	$(000)	1,000	0	0	1,000	0

Program Description: The Indian Loan Guaranty and Insurance Liquidating Fund pays interest subsidies related to pre-1992 guaranteed loans. To pay defaults on these guaranteed loans, the Bureau has permanent borrowing authority and will use this authority when needed. This account is the liquidating account for loans guaranteed prior to FY 1992. Receipts related to pre-1992 loans are used to offset losses from defaulted loans. Since FY 1992, funding for defaults and interest subsidies (also called supplements) associated with these loans are provided through the permanent indefinite authority afforded pre-1992 obligations under the Federal Credit Reform Act of 1990.

Interest Subsidies ($60,000): Approximately $60,000 in interest subsidies will provide funds to pay any interest subsidies on loans that have the appropriate agreement.

Losses on Defaulted Loans ($940,000): In the past several years, the charges against this account have been low. During FY 1999, there were no loans in default. At the beginning of FY 2000, 46 pre-1992 active guaranteed loans were outstanding with balances totaling $31.6 million. The Bureau's share of risk in these loans in FY 2000 totals $27.9 million; the lenders' share of risk total $3.7 million.

Standard Form 300
July 1964

DEPARTMENT OF THE INTERIOR
BUREAU OF INDIAN AFFAIRS
INDIAN LOAN GUARANTY AND INSURANCE FUND LIQUIDATING ACCOUNT
Program and Financing (in millions of dollars)

Identification Code: 14-4410-0-3-452	1999 Actual	2000 Estimate	2001 Estimate
Obligations by program activity:			
00.01 Direct program activity	.....	1	1
10.00 Total new obligations (object class 41.0)	.....	1	1
Budgetary resources available for obligations:			
21.40 Unobligated balance available, start of year	16	.....	.....
22.00 New budget authority (gross)	3	3	3
22.40 Capital transfer to general fund	(19)	(2)	(2)
22.60 Portion applied to repay debt	.....	.....	.....
23.90 Total budgetary resources available for obligation	.....	1	1
23.95 Total new obligations	.....	-1	-1
New budget authority (gross), detail			
Mandatory:			
60.05 Appropriation (indefinite)	1	1	1
69.00 Offsetting collections (cash)	2	2	2
70.00 Total new budget authority (gross)	3	3	3
Change in unpaid obligations			
Unpaid obligations, start of year			
72.40 Obligated balance, start of year	1	.....	.....
73.10 Total new obligations	.....	1	1
73.20 Total outlays (gross)	(2)	(2)	(2)
Unpaid obligations, end of year			
Outlays (gross), detail:			
86.97 Outlays from new mandatory authority	1	3	3
86.98 Outlays from mandatory balances	1	.....	.....
87.00 Total outlays (gross)	2	2	2
Offsets against gross budget authority and outlays			
Offsetting collections (cash) from:			
88.40 Non-Federal sources	2	2	2
Net budget authority and outlays:			
89.00 Budget authority	1	1	1
90.00 Outlays	(2)	.....	.....

Standard Form 300
July 1964

DEPARTMENT OF THE INTERIOR
BUREAU OF INDIAN AFFAIRS
INDIAN LOAN GUARANTY AND INSURANCE FUND LIQUIDATING ACCOUNT (Continued)
Status of Guaranteed Loans (in millions of dollars)

Identification Code: 14-4410-0-3-452	1999 Actual	2000 Estimate	2001 Estimate
Cumulative balance of guaranteed loans outstanding:			
22.10 Outstanding, start of year	40	32	25
22.51 Repayments and prepayments	(8)	(7)	(6)
22.90 Outstanding, end of year	32	25	19
Memorandum:			
22.99 Guaranteed amount of guaranteed loans outstanding, end of year	29	23	17
Addendum:			
Cumulative balance of defaulted guaranteed loans that result in:			
23.10 Outstanding, start of year	32	29	27
23.51 Repayments of loans receivable	(1)	(2)	(2)
23.61 Write-offs of loans receivable	(2)	.....	.....
23.90 Outstanding, end of year	29	27	25
63.00 Net financing disbursements	(2)	(2)	.....
Statement of Operations			
01.01 Revenue	.....	.....	.....
01.02 Expense	.....	.....	.....
01.05 Net income or lose (-)	.....	.....	.....
Balance Sheet			
ASSETS:			
11.01 Federal assets: Fund balances with Treasury	4	3	3
17.01 Defaulted guaranteed loans, gross	29	27	25
17.02 Interest receivable	14	13	12
17.03 Allowance for estimated uncollectible loans and interest (-)	(27)	(25)	(23)
17.04 Defaulted guaranteed loans and interest receivable, net	16	15	14
17.99 Value of assets related to loan guarantees	16	15	14
19.99 Total assets	20	18	17
LIABILITIES:			
21.04 Federal liabilities: Resources payable to Treasury	20	18	17
29.99 Total liabilities	20	18	17
NET POSITION:			
39.99 Total net position	.....	.....	.....
49.99 Total liabilities and net position	20	18	17
Object Classification (in millions of dollars)			
Direct Obligations:			
14.10 Grants, subsidies, and contributions	.....	1	1

DEPARTMENT OF THE INTERIOR

BUREAU OF INDIAN AFFAIRS

Indian Direct Loan Program Account

14-2627-0-1-452

Program and Performance

As required by the Federal Credit Reform Act of 1990, this account records, for this program, the subsidy cost associated with the loans committed in FY 1992 through 1995 (including modifications of direct loans that resulted from obligations in any of the given years.) The subsidy amounts are estimated on a present value basis.

Appropriation: Indian Direct Loan Program Account

Program Element		2000 Enacted To Date	Uncontrollable and Related Changes	Program Changes	2001 Budget Request	Change From 2000
Direct Loan Subsidy - Permanent	$(000)	6,295	0	-6,295	0	-6,295

Permanent Appropriation

FY 2000 Direct Loan Subsidy ($6,295,001): Under the Direct Loan Program through FY 1995, annual appropriations included an estimated subsidy cost for these loans. This program ceased to offer loans to Tribally-owned enterprises or Indian-owned businesses at the end of FY 1995. Loans continue to be offered under the Indian Guaranteed Loan Program, while under the Direct Loan program, the Bureau continues to service all active loans. With the appropriated funds, the Bureau was able to subsidize loans that would be paid to borrowers from funds provided by the U.S. Treasury.

The expected cash inflows derived by receiving principal and interest payments at certain intervals, as agreed upon with the borrowers, fell short of the Bureau's expectations. The FY 2000 enacted amount is required to repay Treasury to eliminate this shortage.

The subsidy reestimates, required by the Federal Credit Reform Act of 1990 (*Public Law 101-508, Section 504(F)*) (Act), were calculated at the end of FY 1999 for cohorts Fiscal Years 1992 through 1995 using actual, historical data. This process resulted in upward reestimates of the subsidy costs, which means the original subsidy costs were too optimistic. The Bureau will use its permanent indefinite appropriation of $6,295,001 to repay Treasury.

Standard Form 300
July 1964

DEPARTMENT OF THE INTERIOR
BUREAU OF INDIAN AFFAIRS
INDIAN DIRECT LOAN PROGRAM ACCOUNT
Program and Financing (in millions of dollars)

Identification Code: 14-2627-0-1-452	1999 Actual	2000 Estimate	2001 Estimate
Obligations by program activity:			
00.05 Reestimate of Direct Loan Subsidy	1	4	.....
00.06 Interest on Reestimates of Direct Loan Subsidy	.....	2	.....
10.00 Total new obligations (object class 41.0)	1	6	.....
Budgetary resources available for obligations:			
22.00 New budget authority (gross)	1	6	1
23.95 Total new obligations	(1)	(6)	.....
23.98 Unobligated balance expiring or withdrawn	.....	.....	(1)
New budget authority (gross), detail			
Mandatory:			
60.05 Appropriation (indefinite)	1	6*	1 **
Change in unpaid obligations			
73.10 Total new obligations	1	6	.....
73.20 Total outlays (gross)	(1)	(6)	(1)
Outlays (gross), detail:			
86.97 Outlays from new mandatory authority	1	6	1
Net budget authority and outlays:			
89.00 Budget authority	1	6	1
90.00 Outlays	1	6	1
Credit Subsidy Data			
13.30 Direct loan subsidy budget authority			
Subsidy budget authority	.....	6	.....
13.39 Total subsidy budget authority	.....	6	.....
13.40 Subsidy outlays	.....	6	.....
13.49 Total subsidy outlays	.....	6	.....
Administrative expenses data			
35.10 Budget authority	.....	.....	.....
35.80 Outlays from balances	.....	.....	.....
35.90 Outlays from new authority	.....	.....	.....
Object Classification (in millions of dollars)			
Direct Obligations:			
14.10 Grants, subsidies, and contributions	1	6	.....

* FY 2000 upward reestimate of direct loan subsidy.
**The Bureau is not requesting a $1M appropriation in FY 2001 in the Indian Direct Loan Program Account. Presentation as shown in MAX is incorrect.

DEPARTMENT OF THE INTERIOR

BUREAU OF INDIAN AFFAIRS

Indian Direct Loan Financing Account

14-4416-0-3-452

Program and Performance

As required by the Federal Credit Reform Act of 1990, this non-budgetary account records all cash flows to and from the Government resulting from direct loans committed in 1992 through 1995, including modifications of direct loans that resulted from obligations in any year. The amounts in this account are a means of financing and are not included in the budget totals.

Appropriation: Indian Direct Loan Financing Account

Program Description: The Indian Financing Act of 1974 (*Public Law 93-262*), as amended, combines three separate accounts into one fund to make loans for economic development to Tribes, individual Indians, and Alaska Natives. In 1990, the Federal Credit Reform Act was passed to: (1) measure more accurately the costs of Federal credit programs; (2) estimate the cost of credit programs on a budgetary basis equivalent to other Federal spending; (3) encourage the delivery of benefits in the form most appropriate to the needs of beneficiaries; and (4) improve the allocation of resources among credit programs and between credit and other spending programs. The Account collects and holds in escrow subsidy appropriations from the program account; maintains balances as reserves for the payment of defaults; records interest income from Treasury; and pays defaults, as necessary.

Direct loan subsidy rates are arrived at by estimating costs and receipts and entering them into a subsidy model developed by the Office of Management and Budget (OMB). Interest earnings entered into the escrow account affect the subsidy rate positively, default payments affect the rate negatively. The resulting subsidy rate determines the anticipated costs needed over the life of a given amount of each year's lending authority.

The subsidy reestimates, required by the Federal Credit Reform Act (*Public Law 101-508, Section 504(F)*), were calculated at the end of FY 1999 for cohorts Fiscal Years 1992 through 1995 using actual, historical data. This process resulted in upward reestimates of the subsidy costs, which means the original subsidy costs were too optimistic. The Bureau will use its permanent indefinite appropriation authority in the Act to repay $6,295,001 owed to Treasury.

Standard Form 300
July 1964

DEPARTMENT OF THE INTERIOR
BUREAU OF INDIAN AFFAIRS
INDIAN DIRECT LOAN FINANCING ACCOUNT
Program and Financing (in millions of dollars)

Identification Code: 14-4416-0-3-452	1999 Actual	2000 Estimate	2001 Estimate
Obligations by program activity:			
00.01 Interest paid to Treasury	1	5	1
00.02 Repayment of principal to Treasury	1	3	1
10.00 Total new obligations	2	8	2
Budgetary resources available for obligations:			
21.40 Unobligated balance available, start of year	2	.....	.....
22.00 New financing authority (gross)	3	8	2
22.40 Capital transfer to general fund	(2)	.....	.....
23.90 Total budgetary resources available for obligation	3	8	2
23.95 Total new obligations	(2)	(8)	(2)
New budget authority (gross), detail			
68.00 Spending authority from offsetting collections:			
Offsetting collections (cash)	3	2	2
69.00 Offsetting collections (cash)	.....	6	.....
70.00 Total new financing authority (gross)	3	8	2
Change in unpaid obligations			
73.10 Total new obligations	2	8	2
73.20 Total financing disbursements (gross)	(2)	(6)	(2)
Outlays (gross), detail:			
87.00 Total financing disbursements (gross)	2	6	2
Offsets against gross budget authority and outlays			
Offsetting collections from:			
88.00 Direct subsidy from program account	.....	6	.....
88.40 Collections of loans	2	1	1
88.40 Revenues, interest on loans	1	1	1
88.90 Total, offsetting collections (cash)	3	8	2
Net budget authority and outlays:			
89.00 Financing authority	.....	.....	.....
90.00 Financing disbursements	.....	(2)	.....

Standard Form 300
July 1964

DEPARTMENT OF THE INTERIOR
BUREAU OF INDIAN AFFAIRS
INDIAN DIRECT LOAN FINANCING ACCOUNT (Continued)
Status of Direct Loans (in millions of dollars)

Identification Code: 14-4416-0-3-452	1999 Actual	2000 Estimate	2001 Estimate
Position with respect to appropriations act limitations on obligations:			
11.11 Limitations on direct loans	.....	.....	.....
11.31 Direct loan obligations exempt from limitations	.....	.....	.....
11.50 Total direct loan obligations	.....	.....	.....
Cumulative balance of direct loans outstanding:			
12.10 Outstanding, start of year	29	28	21
12.51 Repayments: Repayments and prepayments	(1)	(1)	(1)
12.63 Write-offs for default: Direct loans	.....	(6)	(1)
12.90 Outstanding, end of year	28	21	19
63.00 Net financing disbursements	.....	(2)	.....
Federal Credit Data			
63.00 Net financing disbursements	.....	.....	.....
Balance Sheet			
ASSETS:			
Net value of assets related to post-1991 direct loans receivable			
14.01 Direct loans receivable, gross	28	21	19
14.02 Interest receivable	5	5	3
14.05 Allowance for subsidy cost (-)	(12)	(5)	(5)
14.99 Net present value of assets related to direct loans	21	21	17
19.99 Total assets	21	21	17
LIABILITIES			
21.04 Federal liabilities: Resources payable to Treasury	21	21	17
29.99 Total liabilities	21	21	17
NET POSITION			
33.00 Cumulative results of operations	.....	.....	.....
49.99 Total liabilities and net position	21	21	17

DEPARTMENT OF THE INTERIOR

BUREAU OF INDIAN AFFAIRS

Revolving Fund for Loans Liquidating Account

14-4409-0-3-452

Program and Performance

As required by the Federal Credit Reform Act of 1990, this account records for this program all cash flows to and from the Government resulting from direct loans obligated prior to 1992. This account is shown on a cash basis. All new activity in this program in 1992 and beyond (including modifications of direct loans that resulted from obligations or commitments in any year) is recorded in corresponding program and financing accounts.

Activity: Indian Direct Loan Program
Subactivity: Revolving Fund for Loans Liquidating Account

Program Description: The Federal Credit Reform Act of 1990 (*2 U.S.C. 661*) changed the Revolving Fund for loans to a Liquidating Account for loans made prior to FY 1992. The program collects repayments, interest, and fees from borrowers of pre-1992 direct loans as well as pays defaults claims and approved interest supplements. Receipts from loans made from 1935 to 1991 are deposited into the Revolving Fund and returned to the General Fund of the U.S. Treasury. The liquidating account does not make new loan disbursements.

Standard Form 300
July 1964

DEPARTMENT OF THE INTERIOR
BUREAU OF INDIAN AFFAIRS
REVOLVING FUND FOR LOAN LIQUIDATING ACCOUNT
Program and Financing (in millions of dollars)

Identification Code: 14-4409-0-3-452	1999 Actual	2000 Estimate	2001 Estimate
Obligations by program activity:			
00.01 Direct program activity	.....	.....	.....
10.00 Total new obligations (object class 99.5)	.....	.....	.....
Budgetary resources available for obligations:			
21.40 Unobligated balance available, start of year	8	.....	.....
22.00 New budget authority (gross)	6	3	3
22.40 Capital transfer to general fund	(14)	(3)	(3)
23.90 Total budgetary resources available for obligation	.....	.....	.....
23.95 Total new obligations	.....	.....	.....
24.40 Unobligated balance available, end of year	.....	.....	.....
New budget authority (gross), detail			
Mandatory:			
69.00 Offsetting collections (cash)	6	3	3
Change in unpaid obligations			
73.10 Total new obligations	.....	.....	.....
Offsets against gross budget authority and outlays			
Offsetting collections from:			
88.40 Collections of loans	4	2	2
88.40 Revenues, interest on loans	2	1	1
88.90 Total, offsetting collections (cash)	6	3	3
Net budget authority and outlays:			
89.00 Budget authority	.....	.....	.....
90.00 Outlays	(6)	(3)	(3)
Status of Direct Loans			
Cumulative balance of direct loans outstanding:			
12.10 Outstanding, start of year	47	43	40
12.50 Repayments: Repayments and prepayments	(3)	(2)	(2)
12.63 Write-offs for default: Direct loans	(1)	(1)	(1)
12.90 Outstanding, end of year	43	40	37
Statement of Operations			
01.01 Revenue	3	2	2
01.02 Expense	(1)	(1)	(1)
01.05 Net income or lose (-)	2	1	1
Balance Sheet			
ASSETS:			
16.01 Direct loans, gross	44	40	36
16.02 Interest receivable	10	8	(7)
16.03 Allowance for estimated uncollectible loans and interest (-)	(14)	(12)	(11)
16.04 Direct loans and interest receivable, net	40	36	18
16.99 Value of assets related to direct loans	40	36	18
19.99 Total assets	40	36	18
LIABILITIES:			
21.04 Federal liabilities: Resources payable to Treasury	40	36	18
29.99 Total liabilities	40	36	18
NET POSITION:			
39.99 Total net position	.....	.....	.....
49.99 Total liabilities and net position	40	36	18

DEPARTMENT OF THE INTERIOR
BUREAU OF INDIAN AFFAIRS
14-2204-0-1-452

WHITE EARTH SETTLEMENT FUND

Program and Performance

The White Earth Reservation Land Settlement Act of 1985 (*Public Law 99-264*) authorizes the payment of funds to eligible allottees or heirs of the White Earth Reservation (MN) as determined by the Secretary of the Interior. The payment of funds is treated as the final judgment, award, or compromise settlement under the provisions of Title 31, United States Code, section 1304. From 1990 through 1999, payments were made to 7,353 claimants in the amount of $17,405,749.57 of originating compensation and $29,297,933.43 in interest for a total of $46,703,683. Compensation is paid for the fair market value as of the date of questionable taking of allotted land, less any compensation actually received, plus compounded interest to the date of payment. *Federal Register* publication has ratified titles for 2,012 claims. The staff have identified 35 additional claims which are awaiting publication.

Standard Form 300

July 1964

DEPARTMENT OF THE INTERIOR
BUREAU OF INDIAN AFFAIRS
WHITE EARTH SETTLEMENT FUND
Program and Financing (in millions of dollars)

Identification Code: 14-2204-0-1-452	1999 Actual	2000 Estimate	2001 Estimate
Obligations by program activity:			
00.01 Direct program activity	2	2	2
10.00 Total new obligations	2	2	2
Budgetary resources available for obligations:			
22.00 New budget authority (gross)	2	2	2
23.95 Total new obligations	(2)	(2)	(2)
New budget authority (gross), detail			
Mandatory:			
60.05 Appropriation (indefinite)	2	2	2
Change in unpaid obligations			
73.10 Total new obligations	2	2	2
73.20 Total outlays (gross)	(2)	(2)	(2)
Outlays (gross), detail:			
86.97 Outlays from new mandatory authority	2	2	2
Net budget authority and outlays:			
89.00 Budget authority	2	2	2
90.00 Outlays	2	2	2
Object Classification (in millions of dollars)			
Direct Obligations:			
14.10 Grants, subsidies, and contributions	2	2	2

DEPARTMENT OF THE INTERIOR
BUREAU OF INDIAN AFFAIRS
14-9925-0-2-999
MISCELLANEOUS PERMANENT APPROPRIATIONS

Program and Performance

Program Element		2000 Enacted To Date	Uncontrollable and One-Time Changes	Program Changes	2001 Budget Request	Change From 2000
Claims and Treaty Obligations	$(000)	41	0	0	41	0
Indian Arts and Crafts Board	$(000)	95	0	0	95	0
O&M Indian Irrigation Systems	$(000)	30,091	0	470	30,561	470
	FTE	*225*	*0*	*0*	*225*	*0*
Power Systems, Indian Irrigation Systems	$(000)	47,008		667	47,675	667
	FTE	*98*	*0*	*0*	*98*	*0*
Alaska Resupply Program	$(000)	2,000	0	0	2,000	0
	FTE	*7*	*0*	*0*	*7*	*0*
Total Requirements	$(000)	79,235	0	1,137	80,372	1,137
	FTE	*330*	*0*	*0*	*330*	*0*

Program Description ($79,235,000;FTE 330): Program elements are provided below:

Claims and Treaty Obligations ($40,500)

A. **Fulfilling treaties with the Senecas of New York ($6,000)**: Funds are to be paid in equal shares to members of the Seneca Nation as provided by the Act of February 19, 1831, *(4 Stat. 442)*.

B. **Fulfilling treaties with the Six Nations of New York ($4,500)**: The Six Nations is comprised of the Seneca, Tonawanda Band of Seneca, Tuscarora, Onondaga, Oneida, and Cayuga Tribes. This money is allocated as follows: $2,700 to the New York Indians for the purchase of dress goods, implements of husbandry, and other utensils suited to their circumstances. The remaining of $1,800 is distributed per capita to the Oneida Indians under the jurisdiction of the Great Lakes Agency, Wisconsin, as provided by the Treaty of November 11, 1794 and the Act of February 25, 1979, *(1 Stat. 618, 619)*.

C. **Fulfilling treaties with the Pawnees of Oklahoma ($30,000)**: This money is distributed per capita to the Pawnees as provided by the Treaty of September 24, 1857, Article 2 *(11 Stat. 729)*.

Indian Arts and Crafts Board ($95,000)

The Indian Arts and Crafts Act *(Public Law 101-644* as amended) provides authority to the Indian Arts and Crafts Board to produce revenue through measures such as charging museum admission fees, the sales or rent or license use of photographs; and charging rent in museum shops. The user fee revenues are used for ongoing operations of the Indian Arts and Crafts Board.

Operation, Maintenance, and Rehabilitation/Indian Irrigation Projects

Program Description ($30,091,000; FTE 225): These funds are obtained through the annual collection from water users of assessments against irrigation lands in the 18 Bureau irrigation projects based on statutory requirements. These funds are deposited in the Treasury to the credit of the respective projects. The Bureau's goal is to deliver available water during the irrigation season, consistent with the agricultural needs of each project. Collected funds are used to operate, maintain, and rehabilitate irrigation infrastructure such as, but not limited to: (1) water storage reservoirs, diversion structures, pumping plants; (2) canals, pumping plants, water control structures; and (3) deteriorated infrastructure. Unchecked deterioration could result in unreliable and unsafe operation and jeopardize the viability of the local agricultural economy.

The Bureau makes every effort, within the constraints of uncontrollable physical and fiscal limitations, to operate, maintain, and rehabilitate the irrigation projects constructed and owned by the United States for utilization by Indian and non-Indian landowners and water users. As authorized by the FY 1984 Appropriations Act (*Public Law 98-146*), collections are invested in interest-bearing securities until required for project operations.

Power Systems, Indian Irrigation Systems

Program Description ($47,008,000; FTE 98): These funds are obtained through the periodic collection from power consumers and users in the three Bureau power projects based on statutory requirements. These funds are then deposited in the Treasury to the credit of the respective projects. The Bureau's goal is to reliably and efficiently deliver electrical power to authorized power consumers and users. Collected funds are used to operate, maintain and rehabilitate power system infrastructure on each project such as, but not limited to: (1) power generating facilities, power substations, and electrical switching stations; (2) transmission lines, distribution lines, and power substations; and (3) deteriorated infrastructure. Unchecked deterioration could result in unreliable and unsafe operation and jeopardize the ability of the Bureau to maintain reliable electrical power to hospitals, sewer operations, municipal water plants, and residential, commercial, and local government services.

The Bureau makes every effort, within the constraints of uncontrollable physical and fiscal limitations, to operate, maintain, and rehabilitate the power projects constructed and owned by the United States for utilization by Indian and non-Indian power consumers and users. As authorized by the FY 1984 Appropriations Act (*Public Law 98-146*), collections are invested in interest-bearing securities until needed by a project.

Alaska Resupply Program

Program Description ($2,000,000; FTE 7): Revenues collected from operation of the Alaska Resupply Program are used to operate and maintain this program (*Public Law 77-457, 56 Stat. 95*) which is managed by the Bureau's Seattle Support Center in Seattle, Washington. The program provides resupply of essential life-sustaining commodities, such as heating fuel, to remote Alaskan Native Villages and Bureau facilities through mandatory inter-governmental resources.

Justification of Program Changes

Program Element		2001 Budget Request	Program Changes (+/)
O&M Indian Irrigation Systems	$(000)	30,561	470
Power Systems, Indian Irrigation Systems	$(000)	47,675	667
Total Requirements	$(000)	78,236	1,137

Operation and Maintenance, Indian Irrigation Systems (+$470,000): The FY 2001 increase is the result of revised estimates based on economic assumptions in anticipated revenue earnings from the irrigation projects.

Power Systems, Indian Irrigation Systems (+$667,000): The FY 2001 increase is the result of revised estimates based on economic assumptions in anticipated revenue earnings from the power projects.

Standard Form 300
July 1964

DEPARTMENT OF THE INTERIOR
BUREAU OF INDIAN AFFAIRS
MISCELLANEOUS PERMANENT APPROPRIATIONS
Program and Financing (in millions of dollars)

Identification Code: 14-9925-0-2-999	1999 Actual	2000 Estimate	2001 Estimate
Obligations by program activity:			
00.02 Operation and maintenance, Indian irrigation systems	24	27	27
00.03 Power systems, Indian irrigation projects	48	48	49
00.04 Alaska resupply program	1	4	4
10.00 Total new obligations	73	79	80
Budgetary resources available for obligations:			
21.40 Unobligated balance available, start of year	69	69	69
22.00 New budget authority (gross)	73	79	80
22.10 Resources available from recoveries of prior year obligations	.....	.....	.....
23.90 Total budgetary resources available for obligation	142	148	149
23.95 Total new obligations	(73)	(79)	(80)
24.40 Unobligated balance available, end of year	69	69	69
New budget authority (gross), detail			
Mandatory:			
60.25 Appropriation (special fund, indefinite)	73	79	80
Appropriation (special fund, indefinite)	.....	.....	.....
62.50 Appropriation (total mandatory)	73	79	80
Change in unpaid obligations			
Unpaid obligations, start of year			
72.40 Obligated balance, start of year	13	14	19
73.10 Total new obligations	73	79	80
73.20 Total outlays (gross)	(72)	(74)	(79)
73.45 Adjustments in unexpired accounts	.....	.....	.....
Unpaid obligations, end of year			
74.40 Obligated balance, end of year	14	19	20
Outlays (gross), detail:			
86.97 Outlays from new mandatory authority	15	16	16
86.98 Outlays from mandatory balances	57	58	63
87.00 Total outlays (gross)	72	74	79
Net budget authority and outlays:			
89.00 Budget authority	73	79	80
90.00 Outlays	72	74	79
Memorandum:			
92.01 Total investments, start of year: U.S. securities: Par value	39	47	47
92.02 Total investments, end of year: U.S. securities: Par value	47	47	47
Distribution of budget authority by account:			
O&M, Indian Irrigation Systems (special fund)	23	30	30
Power Systems, Indian Irrigation Projects	48	47	48
Alaska Resupply program (special fund)	2	2	2
Distribution of outlays by account:			
O&M, Indian Irrigation Systems (special fund)	23	25	30
Power Systems, Indian Irrigation Projects (special fund)	48	47	47
Alaska Resupply program (special fund)	1	2	2
Object Classification (in millions of dollars)			
Direct Obligations:			
Personnel Compensation:			
11.11 Full-time permanent	15	16	17
11.21 Civilian personnel benefits	5	5	5
12.20 Transportation of things	1	1	1
12.33 Communications, utilities, and miscellaneous charges	2	3	3
12.52 Other services	26	30	30
12.53 Purchases of goods and services	5	5	5
12.54 Operation and maintenance of facilities	11	12	12
12.60 Supplies and materials	3	4	4
13.10 Equipment	2	2	2
13.20 Land and structures	1	1	1
19.90 ***Subtotal, Direct obligations***	71	79	80
99.95 Below reporting threshold	2	.....	.....
99.99 ***Total new obligations***	73	79	80
Personnel Summary			
Direct			
Full-time equivalent employment	330	330	330

Dure to rounding, the presentation of miscellaneous permanent appropriations is not accurate in MAX.

OPERATION AND MAINTENANCE OF QUARTERS

Program Element		2000 Enacted To Date	Uncontrollable and One-Time Changes	Program Changes	2001 Budget Request	Change From 2000
Operation and Maintenance of Quarters	$(000)	6,000	0	0	6,000	0
	FTE	*70*	*0*	*0*	*70*	*0*

Program Description ($6,000,000; FTE 70): The purpose of this program is to provide safe, sanitary and energy efficient housing quarters for Bureau personnel in remote areas. The program manages 4,000 quarters units, primarily to house teachers at Bureau schools and law enforcement personnel. The units range from 5 to more than 80 years in age, with maintenance costs of older units often surpassing rental receipts. Rental rates take into consideration such factors as isolation, condition, and local market factors. Rental receipts are collected and distributed by the Regions. Funds are expended for operation and maintenance (O&M) activities at the Agency/school locations where the monies are collected. Occasionally, Regional Directors distribute funds to locations other than the location it was collected from to address emergency situations.

As quarters are demolished or transferred to Tribes, rental receipt balances from that location are redistributed to other locations. In FY 2000, the Bureau identified 25 units which are not being used as quarters. The units are not collecting rental receipts, will be removed from the inventory, and scheduled for transfer or demolition.

The Bureau's Division of Property Management and the Office of Facilities Management and Construction jointly provide policy guidance and direction; maintain liaison with the Departmental Quarters program; oversee the implementation of rental rates; consumer price index adjustments; and, conduct policy compliance and management reviews. The Regions provide on-site compliance reviews; coordinate preventive maintenance, repairs and improvement; maintain and update quarters inventory; and analyze O&M project backlogs. The Agency provides O&M to the quarters units. For FY 2001 the Quarters program anticipates the same level of receipts to address health, life and safety requirements. The following table denotes annual activities for the operation and maintenance of quarters program element:

Workload and Performance Indicators	FY 1999 Actual	FY 2000 Estimate	FY 2001 Estimate
Total Number of Regional Surveys Implemented Annually	3	3	3
Number of CPI-Adjustments & Employee Rental Deduction Report Actions Performed	7,500	7,500	7,500
Total Number of Employee Complaints, Appeals and Other Inquiries Responded To	100	100	100
Total Number of Required Occupancies Actions Approved and/or Denied	50	150	250
Total Quarters Units Inventories Updated Annually	4,000	4,000	4,000
Total Number of Intra/Interagency Agreement and Outleasing Permits Prepared for Non-Bureau Tenants and *P. L. 93-638* and *P. L. 100-297* Contractors and Grantees associated with Bureau schools	20	20	20
On-Site Policy Compliance and Management Reviews Performed	20	20	20
Number of Quarters Units Receiving O&M funds Annually	4,000	4,000	4,000

Standard Form 300
July 1964

DEPARTMENT OF THE INTERIOR
BUREAU OF INDIAN AFFAIRS
OPERATIONS AND MAINTENANCE OF QUARTERS
Program and Financing (in millions of dollars)

Identification Code: 14-5051-6-2-452	1999 Actual	2000 Estimate	2001 Estimate
Obligations by program activity:			
00.01 Direct program activity	4	6	6
10.00 Total new obligations	4	6	6
Budgetary resources available for obligations:			
21.40 Unobligated balance available, start of year	2	3	2
22.00 New budget authority (gross)	5	6	6
23.90 Total budgetary resources available for obligation	7	9	8
23.95 Total new obligations	(4)	(6)	(6)
24.40 Unobligated balance available, end of year	3	2	2
New budget authority (gross), detail			
Mandatory:			
60.25 Appropriation (special fund, indefinite)	5	6	6
Change in unpaid obligations			
Unpaid obligations, start of year			
72.40 Obligated balance, start of year	1	1	2
73.10 Total new obligations	4	6	6
73.20 Total outlays (gross)	(4)	(6)	(6)
Unpaid obligations, end of year			
74.40 Obligated balance, end of year	1	2	2
Outlays (gross), detail:			
86.97 Outlays from new mandatory authority	4	6	6
Net budget authority and outlays:			
89.00 Budget authority	5	6	6
90.00 Outlays	4	6	6
Object Classification (in millions of dollars)			
Direct Obligations:			
Personnel Compensation:			
11.11 Full-time permanent	1	2	2
99.95 Below reporting threshold	3	4	4
99.99 *Total new obligations*	4	6	6
Personnel Summary			
Direct			
Full-time equivalent employment	70	70	70

APPENDICES:
Status of Congressional Directives

STATUS OF CONGRESSIONAL DIRECTIVES
February 2000

Committee Request	Due	Status
Facilities Program – The Bureau is to submit semi-annual reports on new construction, quarters, excess space reduction, and fire protection activities.	Current: January and July Proposed: April and October	The Bureau requests that the reporting dates be modified as indicated. Under the current reporting schedule, the January report essentially duplicates information provided in the budget justification. The proposed reporting dates would also provide the Committees with more information on the use of funds appropriated for the current fiscal period.
Assessment of Indian Agriculture – The Bureau is to submit the study required by the American Indian Agriculture Resources Management Act.	February 1999	Overdue. The Act required that the assessment be conducted by an outside contractor. As no funds were appropriated for this purpose, the Committees have agreed that the Bureau could perform the work in-house. The Bureau plans to submit the report in April, 2000.
Tort Liability Insurance – The Bureau is to conduct a comprehensive survey of the degree, type, and adequacy of liability insurance coverage of Indian tribes that includes: an analysis of loss data; risk assessments; exposure to liability; categories or risk and coverage; and the allocation of coverage by private insurance or Federal Tort Claims coverage.	June 1999 and annually thereafter	Overdue. In consultation with Tribal governments, a survey instrument was designed and distributed to all Tribes. Less than one-quarter of the Tribes responded directly, and none of the respondents answered all of the questions. Some of the requested information cannot be provided by the Bureau. Risk assessments and potential exposure to liability require professional determinations by insurance companies based on case-by-case situations that often require site visits. The Bureau plans to submit a report containing the information that was provided by April, 2000. Since insurance coverage generally remains unchanged from year-to-year and as the Bureau cannot compel Tribes to submit the requested information, the Bureau requests that the Committees eliminate the requirement for annual reports on insurance coverage.
Facility Improvements for Post Secondary Schools – The Bureau is to review current facilities requirements for all post secondary schools that serve primarily Native American students. Cost estimates and recommendations of appropriate Federal cost-sharing are to be included in the report.	N/A	Underway. The Bureau has distributed a questionnaire that seeks information on the condition of existing facilities and rehabilitation and expansion requirements. Background information on enrollment, housing and accreditation will also be gathered. The Bureau plans to submit the report in May, 2000.
Shared Educational Facilities – The Bureau is to evaluate the effectiveness of Bureau-funded schools sharing facilities with charter schools.	June 15, 2000	Underway. The Office of Indian Education Programs is developing a survey instrument to gather the information. The information will be collected in March. The Bureau is on schedule to meet the due date.

Committee Request	Due	Status
Office of Policy Analysis and Planning Work-plan - The Bureau is to submit its plan to implement the National Academy of Public Administration's recommendations and update the Congress on implementation efforts.	Within 60 days of enactment of the FY 2000 Interior Appro-priations Act	Underway. The Bureau is developing a new organizational structure in response to the NAPA recommendations and will continue to update the Congress on implementation efforts, specifically at the March 8, 2000, hearing. The Bureau provided a briefing on activities in December, 1999, to the House Appropriations Committee, Subcommittee on Interior.
Trust Asset and Accounting Management System (TAAMS) - That prior to deploying TAAMS in any Bureau office, with the exception of locations in the Billings Area, the Committees should be advised that such systems meet TAAMS contract and user requirements.	No Date Specified	Underway. It is anticipated that the Congress will be notified of the status of these efforts by the week ending March 3, 2000.

Employee Count by Grade

DEPARTMENT OF THE INTERIOR
BUREAU OF INDIAN AFFAIRS
EMPLOYEE COUNT BY GRADE
(Total Employment)

Grade	1999 Actual Actual	2000 Estimate	2001 Estimate
ES-5	6	7	7
ES-4	2	2	2
ES-3	2	2	2
ES-2	5	5	6
ES-1	6	8	12
Subtotal	**21**	**24**	**29**
GS/GM-15	48	50	52
GS/GM-14	176	177	179
GS/GM-13	313	318	324
GS-12	650	637	624
GS-11	650	651	658
GS-10	36	33	30
GS-9	462	459	441
GS-8	246	240	233
GS-7	462	461	452
GS-6	387	384	389
GS-5	849	847	839
GS-4	590	584	531
GS-3	206	202	150
GS-2	98	81	81
GS-1	3	3	3
Subtotal	**5,176**	**5,127**	**4,986**
Ungraded	1,462	1,436	1,410
Education Pay System:			
CE/CY 1-8	529	526	530
CE/CY 9-16	3,330	3,328	3,300
CY 17-24	94	94	94
Subtotal	**5,415**	**5,384**	**5,334**
Total Employment (actual/projected) at end of fiscal year	10,612	10,535	10,349

ISEP Formula
by School

DISTRIBUTION OF ISEP FORMULA FUNDS FOR SCHOOL YEAR 1999-2000

NUMBER	STATE	NAME	ADM	WSU	ISEP
1	AZ	Black Mesa Community School	78	123.68	419,300
2	AZ	Blackwater Community School	81	123.65	419,200
3	AZ	Casa Blanca Day School	319	506.05	1,715,500
4	AZ	Chilchinbeto Community School Inc.	118	158.40	537,000
5	AZ	Chinle Boarding School	494	907.85	3,077,600
6	AZ	Cibecue Community School	470	742.45	2,516,900
7	AZ	Cottonwood Day School	222	288.55	978,200
8	AZ	Cove Day School	90	133.70	453,200
9	AZ	Dennehotso Boarding School	287	541.65	1,836,200
10	AZ	Dilcon Boarding School	416	761.77	2,582,400
11	AZ	Flagstaff Dormitory	155	193.75	656,800
12	AZ	Gila Crossing Day School	228	359.20	1,217,700
13	AZ	Greasewood Springs Community School	341	604.20	2,048,200
14	AZ	Greyhills High School	396	798.45	2,706,700
15	AZ	Havasupai School	97	131.86	447,000
16	AZ	Holbrook Dormitory	104	154.50	523,800
17	AZ	Hopi Day School	127	178.25	604,300
18	AZ	Hopi High School	650	982.55	3,330,800
19	AZ	Hotevilla Bacavi Community School	119	154.30	523,100
20	AZ	Hunters Point Boarding School	160	326.53	1,106,900
21	AZ	John F. Kennedy Day School	189	288.80	979,000
22	AZ	Kaibeto Boarding School	410	618.67	2,097,300
23	AZ	Kayenta Boarding School	516	1,089.45	3,693,200
24	AZ	Keams Canyon Boarding School	136	238.45	808,300
25	AZ	Kin Dah Lichi'i Olta (Kinlichee)	157	208.75	707,700
26	AZ	Leupp Boarding School	376	673.70	2,283,800
27	AZ	Little Singer Community School	78	117.18	397,200
28	AZ	Low Mountain Boarding School	225	444.70	1,507,500
29	AZ	Lukachukai Boarding School	386	632.17	2,143,100
30	AZ	Many Farms High School	321	653.00	2,213,700
31	AZ	Moencopi Day School	186	285.05	966,300
32	AZ	Naa tsis' aan (Navajo Mountain) Boarding School	145	282.55	957,800
33	AZ	Nazlini Boarding School	138	221.20	749,900
34	AZ	Pine Springs Day School	109	159.75	541,600
35	AZ	Pinon Dormitory	373	493.90	1,674,300
36	AZ	Polacca Day School	203	297.90	1,009,900
37	AZ	Red Rock Day School	242	323.75	1,097,500
38	AZ	Rock Point Community School	488	711.65	2,412,500
39	AZ	Rocky Ridge Boarding School	181	283.50	961,100
40	AZ	Rough Rock Demonstration School	524	1,056.10	3,580,200
41	AZ	Salt River Day School	266	425.95	1,444,000
42	AZ	San Simon School	247	342.95	1,162,600
43	AZ	Santa Rosa Boarding School	337	500.05	1,695,200
44	AZ	Santa Rosa Ranch School	75	115.43	391,300
45	AZ	Seba Dalkai Boarding School	161	343.00	1,162,800
46	AZ	Second Mesa Day School	156	215.55	730,700
47	AZ	Shonto Preparatory School	556	920.20	3,119,500
48	AZ	T'iis Nazbas (Teecnospos) Community School	321	632.15	2,143,000
49	AZ	Theodore Roosevelt School	113	354.13	1,200,500
50	AZ	Tohono O'odham High School	153	219.60	744,400
51	AZ	Tonalea (Red Lake) Day School	343	435.50	1,476,300
52	AZ	Tuba City Boarding School	1,097	1,716.60	5,819,300
53	AZ	Wide Ruins Community School	246	467.31	1,584,200
54	AZ	Winslow Residential Hall	150	209.50	710,200

DISTRIBUTION OF ISEP FORMULA FUNDS FOR SCHOOL YEAR 1999-2000

NUMBER	STATE	NAME	ADM	WSU	ISEP
55	CA	Noli School	87	119.46	405,000
56	CA	Sherman Indian High School	465	1,690.10	5,729,400
57	FL	Ahfachkee Day School	119	167.90	569,200
58	FL	Miccosukee Indian School	85	116.63	395,400
59	IA	Sac & Fox Settlement School	103	148.55	503,600
60	ID	Coeur d'Alene Tribal School	59	118.75	402,600
61	ID	Sho-Ban School District No. 512	153	231.05	783,300
62	KS	Kickapoo Nation School	121	209.55	710,400
63	LA	Chitimacha Day School	69	103.35	350,400
64	ME	Beatrice Rafferty School	110	149.70	507,500
65	ME	Indian Island School	83	110.31	374,000
66	ME	Indian Township School	133	180.95	613,400
67	MI	Behweting Saulte Ojibwa School	152	244.20	827,800
68	MI	Hannahville Indian School	145	254.15	861,600
69	MN	Bug-O-Nay-Ge Shig School	270	459.90	1,559,100
70	MN	Circle Of Life Survival School	141	217.80	738,300
71	MN	Fond Du Lac Ojibway School	139	222.95	755,800
72	MN	Nay Ah Shing School	300	605.75	2,053,500
73	MS	Boque Chitto Elementary School	129	193.60	656,300
74	MS	Choctaw Central High School	496	1,080.10	3,661,500
75	MS	Choctaw Central Middle School	193	339.90	1,152,300
76	MS	Conehatta Elementary School	208	300.85	1,019,900
77	MS	Pearl River Elementary School	502	782.35	2,652,200
78	MS	Red Water Elementary School	107	152.65	517,500
79	MS	Standing Pine Elementary School	85	131.88	447,100
80	MS	Tucker Elementary School	107	165.65	561,600
81	MT	Blackfeet Dormitory	124	160.75	544,900
82	MT	Northern Cheyenne (Busby) Tribal Schools	248	324.45	1,099,900
83	MT	Two Eagle River School	130	187.60	636,000
84	NC	Cherokee Central School	1,160	1,843.15	6,248,200
85	ND	Circle of Nations (Wahpeton) Indian Boarding Sch	208	1,051.05	3,563,100
86	ND	Dunseith Day School	204	381.20	1,292,300
87	ND	Mandaree Day School	235	432.75	1,467,000
88	ND	Ojibwa Indian School	341	585.35	1,984,300
89	ND	Standing Rock Community School	659	999.55	3,388,500
90	ND	Tate Topa Tribal School (Four Winds)	447	734.40	2,489,600
91	ND	Theodore Jamerson Elementary School	140	224.05	759,500
92	ND	Trenton School	65	101.68	344,700
93	ND	Turtle Mountain Elementary School	1,118	1,797.00	6,091,800
94	ND	Turtle Mountain High School	557	936.25	3,173,900
95	ND	Twin Buttes Day School	46	103.25	350,000
96	ND	White Shield School	157	296.05	1,003,600
97	NM	Alamo Navajo School	396	614.85	2,084,300
98	NM	Atsa Biyaazh Community (Shiprock Elem.) Sch.	209	283.60	961,400
99	NM	Aztec Dormitory	96	122.42	415,000
100	NM	Baca Community School	168	249.70	846,500
101	NM	Beclabito Day School	109	173.40	587,800
102	NM	Bread Springs Day School	151	207.20	702,400
103	NM	Ch'ooshgai (Chuska) Community School	654	1,161.90	3,938,800
104	NM	Chi-Ch'il-Tah / Jones Ranch	219	372.40	1,262,400
105	NM	Crystal Boarding School	200	436.45	1,479,600
106	NM	Dibe Yazhi Habitiin Olta, Inc.	208	312.15	1,058,200
107	NM	Dlo'Ay Azhi Community School	159	421.85	1,430,100
108	NM	Dzilth-na-o-dith-hle Community School	332	646.48	2,191,600

DISTRIBUTION OF ISEP FORMULA FUNDS FOR SCHOOL YEAR 1999-2000

NUMBER	STATE	NAME	ADM	WSU	ISEP
109	NM	Hanaa'dli Community School/Dorm. (Huerfano) Inc	123	211.95	718,500
110	NM	Isleta Elementary School	256	381.40	1,292,900
111	NM	Jemez Day School	169	249.10	844,400
112	NM	Jicarilla Dormitory	49	74.50	252,600
113	NM	Laguna Elementary School	373	557.60	1,890,300
114	NM	Laguna Middle School	161	236.00	800,000
115	NM	Lake Valley Navajo School	130	302.06	1,024,000
116	NM	Mariano Lake Community School	259	485.13	1,644,600
117	NM	Mescalero Apache School	423	712.85	2,416,600
118	NM	Na'Neelzhiin Ji'Olta (Torreon)	377	499.85	1,694,500
119	NM	Navajo Preparatory School	193	522.00	1,769,600
120	NM	Nenahnezad Boarding School	363	712.68	2,416,000
121	NM	Ohkay O'Wingeh (San Juan) Community School	91	142.90	484,400
122	NM	Ojo Encino Day School	242	363.00	1,230,600
123	NM	Pine Hill Schools	544	1,058.40	3,588,000
124	NM	Pueblo Pintado Community School	374	934.05	3,166,400
125	NM	San Felipe Pueblo Elementary School	375	559.75	1,897,600
126	NM	San Ildefonso Day School	26	48.00	162,700
127	NM	Sanostee Day School	89	149.75	507,700
128	NM	Santa Clara Day School	122	224.30	760,400
129	NM	Santa Fe Indian School	512	1,244.25	4,218,000
130	NM	Shiprock Alternative (Reservation) Dormitory	82	241.60	819,000
131	NM	Shiprock Northwest (Alternative) High School	170	277.10	939,400
132	NM	Sky City Community School	286	408.35	1,384,300
133	NM	T'iists'oozi' Bi'o'Ita (Crownpoint Community Sch)	613	1,060.50	3,595,100
134	NM	Taos Day School	166	262.25	889,000
135	NM	Te Tsu Geh Oweenge Day School (Tesuque)	47	73.20	248,100
136	NM	To'haali' (Toadlena) Community School	237	520.11	1,763,200
137	NM	To'Hajiilee-He (Canoncito)	378	557.60	1,890,300
138	NM	Tse'ii'ahi' (Standing Rock) Community School	157	222.20	753,300
139	NM	Wingate Elementary School	680	1,808.50	6,130,800
140	NM	Wingate High School	666	1,819.65	6,168,600
141	NM	Zia Day School	78	143.73	487,200
142	NV	Duckwater Shoshone Elementary School	14	43.00	145,800
143	NV	Pyramid Lake High School	65	119.08	403,700
144	OK	Carter Seminary	76	138.57	469,800
145	OK	Eufaula Dormitory	115	199.25	675,500
146	OK	Jones Academy	163	286.10	969,900
147	OK	Riverside Indian School	482	1,450.80	4,918,200
148	OK	Sequoyah High School	307	706.10	2,393,700
149	OR	Chemawa Indian School	383	1,195.25	4,051,900
150	SD	American Horse School	224	381.80	1,294,300
151	SD	Cheyenne-Eagle Butte School	924	1,576.70	5,345,000
152	SD	Crazy Horse School	361	606.10	2,054,700
153	SD	Crow Creek Reservation High School	380	990.05	3,356,300
154	SD	Crow Creek Sioux Tribal Elementary School	187	264.75	897,500
155	SD	Enemy Swim Day School	79	155.15	526,000
156	SD	Flandreau Indian School	409	1,369.15	4,641,400
157	SD	Little Eagle Day School	98	159.48	540,600
158	SD	Little Wound Day School	973	1,496.80	5,074,200
159	SD	Loneman Day School	305	472.10	1,600,400
160	SD	Lower Brule Day School	328	466.75	1,582,300
161	SD	Marty Indian School	277	592.37	2,008,100
162	SD	Pierre Indian Learning Center	260	959.25	3,251,900

DISTRIBUTION OF ISEP FORMULA FUNDS FOR SCHOOL YEAR 1999-2000

NUMBER	STATE	NAME	ADM	WSU	ISEP
163	SD	Pine Ridge School	926	1,549	5,252,000
164	SD	Porcupine Day School	193	348	1,179,700
165	SD	Rock Creek Day School	61	108	366,000
166	SD	Sicangu Owayawa Oti (Rosebud Dormitory)	105	156	530,400
167	SD	St. Francis Indian School	601	894	3,029,500
168	SD	Takini School	208	371	1,259,000
169	SD	Tiospa Zina Tribal School	411	627	2,125,000
170	SD	Tiospaye Topa School	246	424	1,436,200
171	SD	Wounded Knee School District	172	338	1,146,700
172	UT	Aneth Community School	299	598	2,026,800
173	UT	*Richfield Dormitory	168	237	802,500
174	WA	Chief Leschi School System (Puyallup)	587	879	2,979,600
175	WA	Lummi High School	69	123	417,600
176	WA	Lummi Tribal School System	216	314	1,063,300
177	WA	Muckleshoot Tribal School	141	216	731,200
178	WA	Paschal Sherman Indian School	125	286	969,500
179	WA	Quileute Tribal School	56	81	274,500
180	WA	Wa He Lut Indian School	107	153	518,200
181	WA	Yakima Tribal School	84	127	432,100
182	WI	Lac Courte Oreilles Ojibwa School	304	542	1,835,900
183	WI	Menominee Tribal School	270	424	1,436,200
184	WI	Oneida Tribal School	399	639	2,166,500
185	WY	St. Stephens Indian School	250	368	1,247,200
		TOTAL *	49,076	88,302	299,345,700

* Total includes 84 ADM, 125.02 WSU and $423,800 for out of state students at Richfield counted in lieu of the $350,000.
* Total does not include contested ADM. The balance of the funds ($2,609,500) will be distributed pending the disposition of appeals.

Student Transportation by School

DISTRIBUTION OF STUDENT TRANSPORTATION
FUNDS IN SCHOOL YEAR 1999-2000

NAME	STATE	TOTAL DAY MILES	TOTAL BOARDING MILES	CHARTER/ COMMERCIAL COST	ANNUAL AIR COST	TOTAL DISTRIBUTED FUNDS
Black Mesa Community School	AZ	502.00	0.00	$0	$0	$204,500
Blackwater Community School	AZ	152.10	0.00	$0	$0	$62,000
Casa Blanca Day School	AZ	382.20	0.00	$0	$0	$155,700
Chilchinbeto Day School	AZ	243.20	0.00	$0	$0	$99,100
Chinle Boarding School	AZ	761.50	0.00	$0	$0	$310,200
Cibecue Community School	AZ	173.70	0.00	$0	$0	$70,800
Cottonwood Day School	AZ	623.20	0.00	$0	$0	$253,800
Cove Day School	AZ	284.10	0.00	$0	$0	$115,700
Dennehotso Boarding School	AZ	172.00	74.80	$0	$0	$70,700
Dilcon Boarding School	AZ	512.50	114.90	$0	$0	$209,800
Gila Crossing Day School	AZ	145.70	0.00	$0	$0	$59,300
Greasewood/Toyei Consolidated	AZ	577.54	0.00	$0	$0	$235,200
Greyhills High School	AZ	728.00	0.00	$0	$0	$296,500
Holbrook Dormitory	AZ	0.00	0.00	$376	$0	$400
Hopi Day School	AZ	152.90	0.00	$0	$0	$62,300
Hopi High School	AZ	2,323.90	0.00	$0	$0	$946,600
Hotevilla Bacavi Community School	AZ	148.70	0.00	$0	$0	$60,600
Hunters Point Boarding School	AZ	328.48	231.46	$0	$0	$135,900
John F. Kennedy Day School	AZ	427.10	0.00	$0	$0	$174,000
Kaibeto Boarding School	AZ	531.90	0.00	$0	$0	$216,700
Kayenta Boarding School	AZ	0.00	6,581.20	$0	$0	$59,600
Keams Canyon Boarding School	AZ	189.00	1,381.00	$1,000	$0	$90,500
Kin Dah Lichi'i Olta (Kinlichee)	AZ	483.00	0.00	$0	$0	$196,700
Leupp Boarding School	AZ	824.00	0.00	$0	$0	$335,600
Little Singer Community School	AZ	382.60	0.00	$0	$0	$155,800
Low Mountain Boarding School	AZ	580.80	0.00	$0	$0	$236,600
Lukachukai Boarding School	AZ	329.60	0.00	$0	$0	$134,300
Many Farms High School	AZ	1,454.40	499.20	$0	$0	$596,900
Moencopi Day School	AZ	60.00	0.00	$0	$0	$24,400
Navajo Mountain Boarding School	AZ	130.80	0.00	$0	$0	$53,300
Nazlini Boarding School	AZ	407.70	102.40	$0	$0	$167,000
Pine Springs Day School	AZ	531.06	0.00	$0	$0	$216,300
Pinon Dormitory	AZ	651.36	440.60	$0	$0	$269,300
Polacca Day School	AZ	165.10	0.00	$0	$0	$67,200
Red Rock Day School	AZ	476.00	0.00	$0	$0	$193,900
Rock Point Community School	AZ	1,284.50	0.00	$0	$0	$523,200
Rocky Ridge Boarding School	AZ	410.40	0.00	$0	$0	$167,200
Rough Rock Demonstration School	AZ	823.80	1,432.20	$0	$0	$348,500
Salt River Day School	AZ	304.64	0.00	$0	$0	$124,100
San Simon School	AZ	655.30	0.00	$0	$0	$266,900
Santa Rosa Boarding School	AZ	329.30	599.00	$0	$0	$139,600
Santa Rosa Ranch School	AZ	333.80	0.00	$0	$0	$136,000
Seba Dalkai Boarding School	AZ	338.88	119.20	$0	$0	$139,100
Second Mesa Day School	AZ	175.40	0.00	$0	$0	$71,400
Shonto Boarding School	AZ	790.20	0.00	$0	$0	$321,900
T'iis Nazbas (Teecnospos) Community Sch.	AZ	538.10	299.00	$0	$0	$221,900
Theodore Roosevelt School	AZ	171.10	1,867.00	$68	$1,546	$88,200
Tohono O'odham High School	AZ	827.70	0.00	$0	$0	$337,100
Tonalea (Red Lake) Day School	AZ	653.28	0.00	$0	$0	$266,100
Tuba City Boarding School	AZ	212.70	0.00	$0	$0	$86,600
Wide Ruins Community School	AZ	666.92	0.00	$0	$0	$271,700
Winslow Dormitory	AZ	41.00	236.92	$0	$0	$18,800
Noli School	CA	809.10	0.00	$0	$0	$329,600
Sherman Indian High School	CA	0.00	3,925.00	$54,812	$273,450	$363,800
Ahfachkee Day School	FL	37.00	0.00	$0	$0	$15,100
Miccosukee Indian School	FL	37.52	0.00	$0	$0	$15,300
Sac & Fox Settlement School	IA	128.30	0.00	$0	$0	$52,300
Coeur d'Alene Tribal School	ID	173.60	0.00	$0	$0	$70,700
Sho-Ban School District No. 512	ID	366.60	0.00	$0	$0	$149,300
Kickapoo Nation School	KS	717.20	0.00	$0	$0	$292,100

DISTRIBUTION OF STUDENT TRANSPORTATION
FUNDS IN SCHOOL YEAR 1999-2000

NAME	STATE	TOTAL DAY MILES	TOTAL BOARDING MILES	CHARTER/ COMMERCIAL COST	ANNUAL AIR COST	TOTAL DISTRIBUTED FUNDS
Chitimacha Day School	LA	7.60	0.00	$0	$0	$3,100
Beatrice Rafferty School	ME	139.00	0.00	$0	$0	$56,600
Indian Island School	ME	269.30	0.00	$0	$0	$109,700
Indian Township School	ME	38.80	0.00	$0	$0	$15,800
Behweting Saulte Ojibwa School	MI	234.00	0.00	$0	$0	$95,300
Hannahville Indian School	MI	1,077.00	0.00	$0	$0	$438,700
Bug-O-Nay-Ge Shig School	MN	1,846.30	0.00	$0	$0	$752,000
Circle Of Life Survival School	MN	610.40	0.00	$0	$0	$248,600
Fond Du Lac Ojibway School	MN	1,834.90	0.00	$0	$0	$747,400
Nay Ah Shing School	MN	1,509.00	0.00	$0	$0	$614,600
Boque Chitto Elementary School	MS	124.30	0.00	$0	$0	$50,600
Choctaw Central High School	MS	1,578.00	290.00	$0	$3,505	$648,900
Conehatta Elementary School	MS	171.70	0.00	$0	$0	$69,900
Red Water Elementary School	MS	61.30	0.00	$0	$0	$25,000
Standing Pine Elementary School	MS	102.70	0.00	$0	$0	$41,800
Tucker Elementary School	MS	66.00	0.00	$0	$0	$26,900
Busby School	MT	1,022.00	0.00	$0	$0	$416,300
Two Eagle River School	MT	712.00	0.00	$0	$0	$290,000
Cherokee Central School	NC	1,390.70	0.00	$0	$0	$566,500
Circle of Nations (Wahpeton) Ind. Boarding	ND	0.00	13,900.00	$38,622	$56,524	$221,000
Dunseith Day School	ND	218.10	0.00	$0	$0	$88,800
Mandaree Day School	ND	400.50	0.00	$0	$0	$163,100
Ojibwa Indian School	ND	599.20	0.00	$0	$0	$244,100
Standing Rock Community School	ND	1,448.50	0.00	$0	$0	$590,000
Tate Topa Tribal School (Four Winds)	ND	539.90	0.00	$0	$0	$219,900
Theodore Jamerson	ND	46.60	0.00	$0	$0	$19,000
Trenton School	ND	212.00	0.00	$0	$0	$86,400
Turtle Mt. Elem. & Middle School	ND	1,373.60	0.00	$0	$0	$559,500
Twin Buttes Day School	ND	167.40	0.00	$0	$0	$68,200
White Shield School	ND	374.80	0.00	$0	$0	$152,700
Alamo Navajo School	NM	533.80	0.00	$0	$0	$217,400
Aztec Dormitory	NM	0.00	440.00	$0	$0	$4,000
Baca Community School	NM	302.30	0.00	$0	$0	$123,100
Beclabito Day School	NM	356.56	0.00	$0	$0	$145,200
Bread Springs Day School	NM	294.36	0.00	$0	$0	$119,900
Chi-Ch'il-Tah / Jones Ranch	NM	388.40	0.00	$0	$0	$158,200
Chuska/Tohatchi Consolidated School	NM	733.60	308.40	$0	$0	$301,600
Crownpoint Community School	NM	495.40	363.00	$0	$0	$205,100
Crystal Boarding School	NM	278.14	98.80	$0	$0	$114,200
Dibe Yazhi Habitiin Olta, Inc	NM	698.80	0.00	$0	$0	$284,600
Dlo'Ay Azhi Community School	NM	165.76	328.80	$0	$0	$70,500
Dzilth-na-o-dith-hle Community	NM	631.56	425.40	$0	$0	$261,100
Huerfano Dormitory	NM	166.44	66.00	$0	$0	$68,400
Isleta Elementary School	NM	169.00	0.00	$0	$0	$68,800
Jemez Day School	NM	26.80	0.00	$0	$0	$10,900
Laguna Elementary School	NM	410.40	0.00	$0	$0	$167,200
Laguna Middle School	NM	215.00	0.00	$0	$0	$87,600
Lake Valley Navajo School	NM	372.80	125.00	$0	$0	$153,000
Mariano Lake Community School	NM	383.60	258.00	$0	$0	$158,600
Mescalero Apache School	NM	305.10	0.00	$0	$0	$124,300
Na'Neelzhiin Ji'Olta (Torreon)	NM	661.40	0.00	$0	$0	$269,400
Navajo Preparatory School	NM	0.00	1,246.50	$0	$0	$11,300
Nenahnezad Boarding School	NM	321.00	0.00	$0	$0	$130,800
Ohkay O'Wingeh Community School	NM	91.00	0.00	$0	$0	$37,100
Ojo Encino Day School	NM	392.04	0.00	$0	$0	$159,700
Pine Hill Schools	NM	895.64	1,329.20	$0	$0	$376,800
Pueblo Pintado Community School	NM	621.90	797.20	$0	$0	$260,500
San Felipe Day School	NM	232.70	0.00	$0	$0	$94,800
San Ildefonso Day School	NM	80.60	0.00	$0	$0	$32,800
Sanostee Day School	NM	355.30	0.00	$0	$0	$144,700

DISTRIBUTION OF STUDENT TRANSPORTATION FUNDS IN SCHOOL YEAR 1999-2000

NAME	STATE	TOTAL DAY MILES	TOTAL BOARDING MILES	CHARTER/ COMMERCIAL COST	ANNUAL AIR COST	TOTAL DISTRIBUTED FUNDS
Santa Clara Day School	NM	26.90	0.00	$0	$0	$11,000
Santa Fe Indian School	NM	435.70	1,427.50	$7,132	$0	$197,500
Shiprock Alternative High School	NM	1,038.80	1,615.70	$0	$0	$437,800
Sky City Community School	NM	192.32	0.00	$0	$0	$78,300
Taos Day School	NM	106.00	0.00	$0	$0	$43,200
Te Tsu Geh Oweenge Day School(Tesuque)	NM	99.30	0.00	$0	$0	$40,400
To'haali' (Toadlena) Community School	NM	606.80	0.00	$0	$0	$247,200
To'Hajiilee-He (Canoncito)	NM	751.40	0.00	$0	$0	$306,100
Tse'ii'ahi' (Standing Rock) Community Sch.	NM	455.44	0.00	$0	$0	$185,500
Wingate Elementary School	NM	292.00	690.00	$0	$0	$125,200
Wingate High School	NM	78.00	3,359.00	$959	$4,304	$67,400
Zia Day School	NM	142.40	0.00	$0	$0	$58,000
Duckwater Shoshone Elementary School	NV	14.60	0.00	$0	$0	$5,900
Pyramid Lake High School	NV	343.20	0.00	$0	$0	$139,800
Carter Seminary	OK	107.70	389.00	$0	$0	$47,400
Eufaula Dormitory	OK	0.00	4,937.00	$0	$0	$44,700
Jones Academy	OK	0.00	4,842.00	$2,986	$56,120	$102,900
Riverside Indian School	OK	0.00	3,509.50	$0	$275,812	$307,600
Sequoyah High School	OK	287.10	1,651.00	$0	$12,989	$144,900
Chemawa Indian School	OR	0.00	1,147.00	$13,720	$384,396	$408,500
American Horse School	SD	451.70	0.00	$0	$0	$184,000
Cheyenne-Eagle Butte School	SD	974.20	0.00	$0	$0	$396,800
Crazy Horse School	SD	537.90	0.00	$0	$0	$219,100
Crow Creek Reservation High School	SD	383.00	3,713.00	$0	$4,599	$194,200
Crow Creek Sioux Tribal Elementary School	SD	136.00	0.00	$0	$0	$55,400
Enemy Swim Day School	SD	198.90	0.00	$0	$0	$81,000
Flandreau Indian School	SD	0.00	7,418.00	$144,556	$76,299	$288,000
Little Eagle Day School	SD	222.80	0.00	$0	$0	$90,800
Little Wound Day School	SD	1,539.50	0.00	$0	$0	$627,100
Loneman Day School	SD	397.50	0.00	$0	$0	$161,900
Lower Brule Day School	SD	274.40	0.00	$0	$0	$111,800
Marty Indian School	SD	343.36	2,176.00	$1,184	$5,544	$166,300
Pierre Indian Learning Center	SD	0.00	10,205.00	$12,901	$0	$105,300
Pine Ridge School	SD	1,317.10	0.00	$0	$0	$536,500
Porcupine Day School	SD	497.50	0.00	$0	$0	$202,600
Rock Creek Day School	SD	83.20	0.00	$0	$0	$33,900
Sicangu Owayawa Oti (Rosebud Dormitory)	SD	0.00	755.00	$0	$0	$6,800
St. Francis Indian School	SD	1,124.70	0.00	$0	$0	$458,100
Takini School	SD	687.52	0.00	$0	$0	$280,000
Tiospa Zina Tribal School	SD	979.00	0.00	$0	$0	$398,800
Tiyospaye Topa School	SD	692.70	0.00	$0	$0	$282,200
Wounded Knee School District	SD	137.20	0.00	$0	$0	$55,900
Aneth Community School	UT	608.40	68.24	$0	$0	$248,400
Richfield Dormitory	UT	0.00	2,500.00	$9,863	$0	$32,500
Chief Leschi School System (Puyallup)	WA	2,522.10	0.00	$0	$0	$1,027,300
Lummi High School	WA	234.40	0.00	$0	$0	$95,500
Lummi Tribal School System	WA	541.20	0.00	$0	$0	$220,400
Muckleshoot Tribal School	WA	332.20	0.00	$0	$0	$135,300
Paschal Sherman Indian School	WA	680.86	1,100.00	$0	$2,664	$290,000
Quileute Tribal School	WA	309.30	0.00	$0	$0	$126,000
Wa He Lut Indian School	WA	879.40	0.00	$0	$0	$358,200
Yakima Tribal School	WA	411.00	0.00	$0	$0	$167,400
Lac Courte Oreilles Ojibwa School	WI	582.88	0.00	$0	$0	$237,400
Menominee Tribal School	WI	271.60	0.00	$0	$0	$110,600
Oneida Tribal School	WI	542.60	0.00	$0	$0	$221,000
St. Stephens Indian School	WY	481.00	0.00	$0	$0	$195,900
TOTAL *		79,795.00	89,383.12	$288,180	$1,157,753	$34,747,400

* The total available for Student Transportation is $34,758,000. Due to a mileage adjustment after the calculation of funds, $10,600 remains undistributed.

Presidential Initiative on Law Enforcement in Indian Country /1

	Category	FY 1999 Positions	FY 1999 Enacted ($000)	FY 2000 Positions	FY 2000 Enacted ($000)	FY 2001 Positions	FY 2001 Request ($000)
BIA	Uniform Police	*80*	4,000	*100*	5,500	*100*	5,500
	Detention Officers	*61*	1,830	*125*	4,000	*125*	4,000
	Radio Dispatchers	*47*	1,316	*50*	1,500	*50*	1,500
	Criminal Investigators	*32*	3,040	*10*	1,000		
	Food/Cooks		550				
	Line Authority Consolidation		1,800		200		
	Training		1,840		300		
	Vehicle Replacement		5,191		2,500		
	Equipment		236				
	Contingency		197				
	Narrowband Radio Conversion				5,000		5,000
	TOTAL	***220***	**20,000**	***285***	**20,000**	***275***	**16,000**
DOJ	FBI Agents, Other	*50*	4,657	*25*	/2		2,039 /3
	FBI V/W Coord.					*31*	2,600
	AUSAs & Support					*60*	4,699
	Criminal Division					*1*	70
	Correction Grants		34,000		34,000		34,000
	At Risk Children		10,000		12,500		20,000
	Tribal Courts		5,000		5,000		15,000
	Drug Test / Treatment						10,000
	Tribal Youth Mental Health						8,000
	Indian Alcohol & Substance Abuse						8,000
	SANE Units						5,000
	Police Corps						5,000
	Statistics Collection						2,000
	Criminal & Civil Legal Assistance						6,000
	COPS		35,000		40,000	*12*	45,000
	Forensics Lab (COPS)						5,000
	Office of Tribal Justice					*8*	932
	TOTAL	***50***	**88,657**	***25***	**91,500**	***112***	**173,340**
	GRAND TOTAL	***270***	**108,657**	***310***	**111,500**	***387***	**189,340**

1/ These amounts do not include base funds for Tribal and Bureau operated law enforcement programs which were established prior to the first year of the *Presidential Initiative.* Nor do they included any other funds distributed by the DOJ prior to FY 1999 for its grant program to Tribes.

2/ The conference Committee Statement of Managers includes the following, "The conferees direct the FBI to reallocate not less than 25 agents to existing DOJ offices nearest to Indian reservations identified in the Senate report.

3/ The FY 2001 request includes evidence collection equipment, supplies, and training ($850,000); contracts for evidence forensic exams ($1,405,000); and state and local overtime funds ($634,000). Passback funds only the forensic exams and overtime.

BUREAU OF INDIAN AFFAIRS
FY 2001 - LAW ENFORCEMENT SERVICES - BASE FUNDING
(DOLLARS IN THOUSANDS)

	HEADQUARTERS	$	DISTRICT I	$	DISTRICT II	$	DISTRICT III	$
BUREAU-OPERATED	HEADQUARTERS	2,930	DISTRICT I	551	DISTRICT II	943	DISTRICT III	803
			WINNEBAGO AGENCY	834	ANADARKO AGENCY	337	EASTERN NEVADA FIELD OFF.	1,207
			FT. BERTHOLD AGENCY	910	PAWNEE AGENCY	75	WESTERN NEVADA OFFICE	878
			STANDING ROCK AGENCY	1,439	WEWOKA AGENCY	252	UINTAH AND OURAY AGENCY	1,412
			CROW CREEK AGENCY	922	MIAMI FIELD OFFICE	184	HOPI AGENCY	1,999
			SISSETON AGENCY	92	CHICKASAW AGENCY	319	COLORADO RIVER AGENCY	90
			TURTLE MOUNTAIN AGENCY	1,565	SOUTHERN PLAINS REGION	390	FT. APACHE AGENCY	334
			FT. TOTTEN AGENCY	1,072			SALT RIVER FIELD OFFICE	165
			LOWER BRULE AGENCY	940			SAN CARLOS AGENCY	230
			YANKTON AGENCY	772			TRUXTON CANON FIELD OFF.	1,734
			MINNESOTA AGENCY	14			SOUTHERN PAIUTE FIELD OFF.	141
			MICHIGAN FIELD OFFICE	169			KLAMATH FIELD OFFICE	370
	BUREAU TOTAL:	**2,930**	**BUREAU TOTAL:**	**9,280**	**BUREAU TOTAL:**	**2,501**	**BUREAU TOTAL:**	**9,362**
TRIBALLY-OPERATED			FLANDREAU SANTEE SIOUX	56	OSAGE	108	COLORADO RIVER TRIBE	701
			CHEYENNE RIVER SIOUX	2,279	KICKAPOO OF KANSAS	46	FT. MOHAVE	313
			THREE AFFILIATED TRIBES	95	CHEYENNE-ARAPAHO	274	WHITE MOUNTAIN APACHE	960
			SPIRIT LAKE TRIBE	131	OTOE-MISSOURIA	125	TOHONO O'ODHAM	2,765
			OGLALA SIOUX	3,070	PAWNEE TRIBE	130	FT. MCDOWELL	445
			ROSEBUD SIOUX	1,495	TONKAWA	153	PASCU YAQUI	298
			SISSETON-WAHPETON SIOUX	490	IOWA OF OKLAHOMA	107	GILA RIVER	3,707
			OMAHA OF NEBRASKA	814			FALLON	116
			WINNEBAGO TRIBE	117			LOVELOCK	68
			WHITE EARTH	142			PYRAMID LAKE	208
			LAC DU FLAMBEAU	153			RENO SPARKS	111
			RED CLIFF	8			WALKER RIVER	136
			STOCKBRIDGE MUNSEE	0.8			WINNEMUCCA	12
			LOWER SIOUX TRIBE	12			YERINGTON	79
			MENOMINEE	1,091			YOMBA	43
			BAY MILLS	208			WASHOE	175
			HANNAHVILLE	249			SKULL VALLEY	18
			SAGINAW CHIPPEWA	337			COCOPAH	210
			KEWEENAW BAY	343			TE-MOAK	110
			LAC VIEUX DESERT	143			GOSHUTE	43
			LITTLE TRAVERSE BAY	30			YAVAPAI PRESCOTT	90
							TONTO APACHE	25
							LAS VEGAS MOAPA	54
							MOAPA BAND OF PAIUTE	41
			TRIBAL TOTAL:	**11,261**	**TRIBAL TOTAL:**	**943**	**TRIBAL TOTAL:**	**10,727**
	HEADQUARTERS TOTAL:	2,930	DISTRICT I TOTAL:	20,541	DISTRICT II TOTAL:	3,445	DISTRICT III TOTAL:	20,088

GRAND TOTAL - BASE:	104,795

BUREAU OF INDIAN AFFAIRS
FY 2001 - LAW ENFORCEMENT SERVICES - BASE FUNDING
(DOLLARS IN THOUSANDS)

	DISTRICT IV	$	DISTRICT V	$	WASHINGTON LIAISON	$	SELF-GOV. COMPACTS	$
BUREAU-OPERATED	DISTRICT IV	419	DISTRICT V	505	WASHINGTON LIAISON OFFICE	350		
	LAGUNA AGENCY	65	CROW AGENCY	1,515				
	JICARILLA AGENCY	77	NORTHERN CHEYEEN AGENCY	1,297				
	NORTHERN PUEBLOS AGENCY	441	WIND RIVER AGENCY	1,462				
	SOUTHERN PUEBLOS AGENCY	1,049	NORTHWEST REGION	197				
	UTE MT. UTE FIELD OFFICE	929	SPOKANE AGENCY	763				
	MESCALERO AGENCY	967	PUGET SOUND AGENCY	77				
	NAVAJO REGION	89						
	SOUTHERN UTE AGENCY	95						
	BUREAU TOTAL:	4,132	**BUREAU TOTAL:**	5,816	**BUREAU TOTAL:**	350		
TRIBALLY-OPERATED	ACOMA	272	BLACKFEET	1310.428	INDIAN TWNSHP-PASSAMAQUODDY	375	BOISE FORTE	459
	ISLETA	275	FORT BELKNAP	754.436	PLEASANT PT-PASSAMAQUODDY	168	CHEROKEE	190
	SANTA ANA	94	FT. PECK ASSINIBOINE & SIOUX	1735.836	PENOBSCOT	305	CHIPPEWA CREE	590
	YSLETA DEL SUR	13	CONFED. TRIBES OF COLVILLE	1099.276	MASHANTUCKET PEQUOT	23	CHOCTAW	236
	LAGUNA PUEBLO	607	SHOSHONE BANNOCK	1124.379	MICCOSUKEE	752	CITIZEN POTAWATOMI	89
	PICURIS	106	NEZ PERCE	638.022	NARRAGANSETT	69	DUCK VALLEY	2
	POJOAQUE	247	CHELALIS	356.13	POARCH CREEK	274	EASTERN SHAWNEE	5
	TAOS	326	QUILEUTE	268.059	TUNICA BILOXI	117	GRAND TRAVERSE	241
	TESUQUE	82	UMATILLA	630	CHITIMACHA	60	KICKAPOO OF OKLAHOMA	38
	SOUTHERN UTE TRIBE	542	WARMSPRINGS	407	COUSHATTA	74	KOOTENAI	25
	ZUNI TRIBE	1,119	BURNS PAIUTE	174	SENECA NATION	39	LEECH LAKE	6
	RAMAH NAVAJO	69	NOOKSACK	25	ST REGIS MOHAWK	221	LOWER ELWHA	184
	NAVAJO NATION	19,566	PUYALLUP	321	EASTERN BAND OF CHEROKEE	52	LUMMI	270
	NAMBE PUEBLO	65	SAUK SIUATTLE	51	SEMINOLE TRIBE OF FLORIDA	300	METLAKATLA	522
	SAN ILDEFONSO	92	UPPER SKAGIT	83	MS. BAND OF CHOCTAW	1,043	MILLE LACS	2
			STILLAGUAMISH	15			MODOC OF OKLAHOMA	5
			YAKAMA	788			MUSCOGEE (CREEK)	254
			KALISPEL	40			QUINAULT	376
			COUER D'ALLENE	228			SALISH & KOOTENAI	860
							SALT RIVER	921
							SHOALWATER BAY	89
							SKOKOMISH	38
							SQUAXIN ISLAND	201
							WYANDOTTE	13
							ABSENTEE SHAWNEE	65
							CABAZON	2
							DUCKWATER	52
							ELY SHOSHONE	52
							KAW	155
							MAKAH	360
							MANZANITA	2
							NISQUALLY	282
							ONEIDA	8
							PONCA O OKLAHOMA	192
							PORT GAMBLE	156
							RED LAKE	1,533
							SAC & FOX OF OKLAHOMA	373
							SANTA CLARA PUEBLO	314
							SAULT STE. MARIE CHIPPEWA	313
							SILETZ	2
							SUQUAMISH	330
							SWINOMISH	250
							TULALIP	41
	TRIBAL TOTAL:	23,475	**TRIBAL TOTAL:**	10,048	**TRIBAL TOTAL:**	3,872	**TRIBAL TOTAL:**	10,098
	DISTRICT IV TOTAL:	27,607	DISTRICT V TOTAL:	15,864	WASH LIAISON TOTAL:	4,222	COMPACTS TOTAL:	10,098

FY 2001 - PRESIDENT'S BUDGET - REGIONAL OFFICE OPERATIONS

(Dollars In Thousands)

REGIONAL OFFICE OPERATIONS	TOTAL	Undistributed Resources	Great Plains	Southern Plains	Rocky Mountain	Alaska	Midwest	Eastern Oklahoma	Western	Pacific	Southwest	Navajo	Northwest	Eastern
Community Services, General	245.861					65.970			75.459	9.758				94.674
Aid to Tribal Government	1,120.855		214.240	102.705		78.391	99.237	43.275	68.752	171.796	60.852	246.559	35.048	
TRIBAL GOVERNMENT	1,366.716		214.240	102.705		144.361	99.237	43.275	144.211	181.554	60.852	246.559	35.048	94.674
Svcs.to Children, Elderly & Families	666.696		81.294	43.558	130.606	81.855	30.021	38.529	51.521		38.157	162.358	8.797	
Housing Development	2,348.797		197.684	220.325	159.074	262.665	195.646	100.360	231.061	318.881	246.864	135.744	154.690	125.803
HUMAN SERVICES	3,015.493		278.978	263.883	289.680	344.520	225.667	138.889	282.582	318.881	285.021	298.102	163.487	125.803
Adult Vocational Training														
Economic Development	821.790		140.746		65.902	84.770	69.818	172.324	108.134		56.674	81.099	42.323	
COMMUNITY DEVELOPMENT	821.790		140.746		65.902	84.770	69.818	172.324	108.134		56.674	81.099	42.323	
Natural Resources, General	382.407		22.737	28.738	127.617		26.789		116.960	13.912	45.654			
Agriculture	549.423		136.322				20.599	13.328	92.676			229.112	57.386	
Forestry	1,046.855				72.426	97.541	191.646		158.598	120.094	33.287	90.285	235.853	47.125
Forest Marketing Assistance	160.925	160.925												
Water Resources	545.701		65.657	10.526	73.436	3.454	71.756		61.718	50.494	74.102		109.129	25.429
Wildlife & Parks	365.247		40.742				32.917		38.519		40.511		212.558	
Minerals and Mining	240.117		32.914	40.265				48.311				55.019	63.608	
RESOURCES MANAGEMENT	3,290.675	160.925	298.372	79.529	273.479	100.995	343.707	61.639	468.471	184.500	193.554	374.416	678.534	72.554
Trust Services, General	2,490.980	1,900.000	80.163	0.275	122.070	72.778	63.302	2.935			147.888	6.435		95.134
Other Rights Protection	292.233					42.166	27.614	2.330			63.654	94.698	61.771	
Other Real Estate Services	6,945.743	5,000.000	299.455	227.975	125.241	61.259	56.181	82.485	122.607	190.249	58.744	348.590	332.397	40.560
Land Titles & Records	11,510.000	11,510.000												
Land Records Improvement	2,088.000	2,088.000												
Environmental Quality Services	213.159		17.569	42.609			27.592						125.389	
TRUST SERVICES	23,540.115	20,498.000	397.187	270.859	247.311	176.203	174.689	87.750	122.607	190.249	270.286	449.723	519.557	135.694
Executive Direction	2,398.954		224.679	134.054	280.417	153.035	93.241	176.663	199.330	300.384	161.490	270.512	254.597	150.552
Administrative Services	11,354.100		1,084.314	692.345	666.374	1,139.543	743.093	700.938	1,647.790	490.799	1,177.646	1,540.048	567.087	904.123
Personnel Services	3,739.286		447.076	162.265	370.534	201.596	195.296	150.067	665.236	147.100	381.629	460.013	407.134	151.340
Safety Management	769.499		65.832	29.638	45.983		56.977	59.523	56.409		67.153	219.686	99.520	68.778
Facilities Management	3,697.238		662.712	178.079	174.289		67.150	105.015	548.488		334.065	1,154.930	225.584	246.926
ADP Decentralized Support	2,800.134		317.991	348.824	312.326	171.344	155.456	116.731	346.393	144.785	344.702	184.414	266.592	90.576
GENERAL ADMINISTRATION	24,759.211		2,802.604	1,545.205	1,849.923	1,665.518	1,311.213	1,308.937	3,463.646	1,083.068	2,466.685	3,829.603	1,820.514	1,612.295
** GRAND TOTALS **	56,794.000	20,658.925	4,132.127	2,262.181	2,726.295	2,516.367	2,224.331	1,812.814	4,589.651	1,958.252	3,333.072	5,279.502	3,259.463	2,041.020

FY 2001 - PRESIDENT'S BUDGET - TRIBAL PRIORITY ALLOCATIONS

(Dollars in Thousands)

GREAT PLAINS REGION	REGION TOTAL	FIELD OPS	FLANDREAU SANTEE SIOUX TRIBE	CHEYENNE RIIVER AGENCY	CHEYENNE RIVER SIOUX TRIBE	FORT BERTHOLD AGENCY	THREE AFFILIATED TRIBES	FORT TOTTEN AGENCY	SPIRIT LAKE TRIBE	PINE RIDGE AGENCY	OGLALA SIOUX TRIBE	ROSEBUD AGENCY	ROSEBUD SIOUX TRIBE	YANKTON AGENCY
Other Aid to Tribal Gov't	2,856.084								30.735		226.080			
Consolid. Tribal Gov't Prgm-CTGP	10,532.582		276.851		1,893.814		2,147.033						1,801.736	
Self Governance														
New Tribes														
Tribal Courts	1,893.457	149.114							169.580		763.581			
TRIBAL GOVERNMENT	15,282.123	149.114	276.851		1,893.814		2,147.033		200.315		989.661		1,801.736	
Svcs. to Children, Elderly, Families	4,072.134	161.659		410.092			29.999		278.614	471.223	251.850	224.375		193.135
Indian Child Welfare Act	806.809								70.276		122.900		85.379	
Welfare Assistance	65.831								5.961	0.110				
Other, Human Services														
Housing Improvement Program	79.865								21.686		57.074			
HUMAN SERVICES	5,024.639	161.659		410.092			29.999		376.537	471.333	431.824	224.375	85.379	193.135
Scholarships	3,517.347								73.859		872.348		709.616	
Johnson O'Malley	1,206.693		38.766		30.887				93.039		520.583		17.654	
Adult Education	433.104						35.633				152.894		49.879	
TriballyControlledComm.Colleges	725.384						75.442				354.880		200.064	
Other, Education														
EDUCATION	5,882.528		38.766		30.887		111.075		166.898		1,900.705		977.213	
Community Fire Protection	63.165								34.786					
PUBLIC SAFETY & JUSTICE	63.165								34.786					
Job Placement & Training	2,003.621						175.379		42.684		410.019		205.974	
Economic Development	247.165								0.187		133.548	56.562		
Road Maintenance														
COMMUNITY DEVELOP.	2,250.786						175.379		42.871		543.567	56.562	205.974	
Natural Resources, General	137.245	9.945									121.377			
Agriculture	2,793.927			519.595		245.433		118.606		468.293	14.243	401.576		33.425
Forestry	146.517									17.434		20.223		
Water Resources	96.298										96.298			
Wildlife and Parks	652.860								56.004		247.423			47.640
Minerals and Mining	29.217					29.217								
RESOURCES MANAGEMENT	3,856.064	9.945		519.595		274.650		118.606	56.004	485.727	479.341	421.799		81.065
Trust Services, General														
Other Rights Protection														
Real Estate Services	3,367.754	22.857		252.881		250.842		189.266		499.550		394.011		100.911
Real Estate Appraisals	403.620	402.749												
Probate	150.634					38.953								43.578
Environmental Quality Services														
ANILCA														
ANCSA														
TRUST SERVICES	3,922.008	425.606		252.881		289.795		189.266		499.550		394.011		144.489
Executive Direction	1,628.959	30.321		137.091		110.572		103.386		161.036		198.709		111.959
Administrative Services	2,424.666	0.496		147.315		137.243		87.944		485.994		256.953		109.887
Safety Management														
Common Support Services														
GENERAL ADMINISTRATION	4,053.625	30.817		284.406		247.815		191.330		647.030		455.662		221.846
** GRAND TOTALS **	40,334.938	777.141	315.617	1,466.974	1,924.701	812.260	2,463.486	499.202	877.411	2,103.640	4,345.098	1,552.409	3,070.302	640.535

FY 2001 - PRESIDENT'S BUDGET - TRIBAL PRIORITY ALLOCATIONS

(Dollars in Thousands)

GREAT PLAINS REGION	YANKTON SIOUX TRIBE	PONCA TRIBE OF NEBRASKA	PONCA FIELD OFFICE	SISSETON AGENCY	SISSETON-WAHPETON SIOUX TRIBE	STANDING ROCK AGENCY	STANDING ROCK SIOUX TRIBE	TURTLE MOUNTAIN AGENCY	TURTLE MTN. BAND of CHIPPEWA	TRENTON	WINNEBAGO AGENCY	OMAHA TRIBE of NEBRASKA	SANTEE SIOUX TRIBE	WINNEBAGO TRIBE
Other Aid to Tribal Gov't	37.244					83.871	2,054.733	206.011		41.583			155.048	
Consolid. Tribal Gov't Prgm-CTGP		1,120.076			556.762		1,131.734					896.227		708.349
Self Governance														
New Tribes														
Tribal Courts	98.443							68.820	350.866					
TRIBAL GOVERNMENT	135.687	1,120.076			556.762	83.871	3,186.467	274.831	350.866	41.583		896.227	155.048	708.349
Svcs. to Children, Elderly, Families	165.364		21.446	191.363	174.131	269.726		287.283	317.976			8.310	83.753	62.494
Indian Child Welfare Act	60.587				57.553				94.091			59.407	111.948	46.847
Welfare Assistance													59.760	
Other, Human Services														
Housing Improvement Program														
HUMAN SERVICES	225.951		21.446	191.363	231.684	269.726		287.283	412.067			67.717	255.461	109.341
Scholarships	164.238				271.161				1,159.305				114.150	
Johnson O'Malley		5.742			90.132		144.639		79.520	14.811		102.219	16.470	1.795
Adult Education	39.269						28.578		100.659					
TriballyControlledComm.Colleges									94.998					
Other, Education														
EDUCATION	203.507	5.742			361.293		173.217		1,434.482	14.811		102.219	130.620	1.795
Community Fire Protection									27.582				0.797	
PUBLIC SAFETY & JUSTICE									27.582				0.797	
Job Placement & Training	116.929				136.372		200.594	411.164	26.878	78.386			80.719	
Economic Development													28.255	
Road Maintenance														
COMMUNITY DEVELOP.	116.929				136.372		200.594	411.164	26.878	78.386			108.974	
Natural Resources, General											2.490		3.433	
Agriculture					126.888	285.292		65.060			169.195		20.949	
Forestry									49.187		59.673			
Water Resources														
Wildlife and Parks										51.735			47.011	
Minerals and Mining														
RESOURCES MANAGEMENT					126.888	285.292		65.060	49.187	51.735	231.358		71.393	
Trust Services, General														
Other Rights Protection														
Real Estate Services			79.665	232.966		404.398		300.364	70.903	3.636	238.607		32.134	
Real Estate Appraisals					0.146		0.725							
Probate											34.773			
Environmental Quality Services														
ANILCA														
ANCSA														
TRUST SERVICES			79.665	232.966	0.146	404.398	0.725	300.364	70.903	3.636	273.380		32.134	
Executive Direction			13.737	114.574		154.062		147.025			142.330			
Administrative Services			9.132	138.228		183.987		151.219			367.449			
Safety Management														
Common Support Services														
GENERAL ADMINISTRATION			22.869	252.802		338.049		298.244			509.779			
** GRAND TOTALS **	682.074	1,125.818	123.980	677.131	1,413.145	1,381.336	3,561.003	1,636.946	2,371.965	190.151	1,014.517	1,066.163	754.427	819.485

FY 2001 - PRESIDENT'S BUDGET - TRIBAL PRIORITY ALLOCATIONS

(Dollars in Thousands)

GREAT PLAINS REGION	CROW CREEK AGENCY	CROW CREEK SIOUX TRIBE	LOWER BRULE AGENCY	LOWER BRULE SIOUX TRIBE
Other Aid to Tribal Gov't		20.779		
Consolid. Tribal Gov't Prgm-CTGP				
Self Governance				
New Tribes				
Tribal Courts		157.401		135.652
TRIBAL GOVERNMENT		178.180		135.652
Svcs. to Children, Elderly, Families	262.429	55.481		151.431
Indian Child Welfare Act		54.921		42.900
Welfare Assistance				
Other, Human Services				
Housing Improvement Program		1.105		
HUMAN SERVICES	262.429	111.507		194.331
Scholarships		95.248		57.422
Johnson O'Malley		45.729		4.707
Adult Education		9.960		16.232
TriballyControlledComm.Colleges				
Other, Education				
EDUCATION		150.937		78.361
Community Fire Protection				
PUBLIC SAFETY & JUSTICE				
Job Placement & Training		52.865	22.035	43.623
Economic Development			28.613	
Road Maintenance				
COMMUNITY DEVELOP.		52.865	50.648	43.623
Natural Resources, General				
Agriculture	166.778		158.594	
Forestry				
Water Resources				
Wildlife and Parks		83.929		119.118
Minerals and Mining				
RESOURCES MANAGEMENT	166.778	83.929	158.594	119.118
Trust Services, General				
Other Rights Protection				
Real Estate Services	175.152		119.611	
Real Estate Appraisals				
Probate	33.330			
Environmental Quality Services				
ANILCA				
ANCSA				
TRUST SERVICES	208.482		119.611	
Executive Direction	107.481		96.676	
Administrative Services	233.475		115.344	
Safety Management				
Common Support Services				
GENERAL ADMINISTRATION	340.956		212.020	
** GRAND TOTALS **	978.645	577.418	540.873	571.085

FY 2001 - PRESIDENT'S BUDGET - TRIBAL PRIORITY ALLOCATIONS

(Dollars in Thousands)

SOUTHERN PLAINS REGION	REGION TOTAL	FIELD OPS	ALABAMA COUSHATTA TRIBE of TEXA	HORTON AGENCY	IOWA TRIBE of KANSAS & NEBRASKA	KICKAPOO TRIBE of KANSAS	PRAIRIE BAND of POTAWATOMI	SAC & FOX TRIBE of MISSOURI	CONCHO AGENCY	CHEYENNE-ARAPAHO TRIBES	ANADARKO AGENCY	FORT SILL APACHE	WICHITA & AFFILIATED 6TRIBES	CADDO TRIBE
Other Aid to Tribal Govt	962.625	30.772		120.089	152.371					55.720	79.434	4.883		84.356
Consolid. Tribal Gov't Prgm-CTGP	2,121.288	1.054	716.922			430.426	443.995	140.590						
Self Governance														
New Tribes														
Tribal Courts	470.301	143.515								103.542	73.205			
TRIBAL GOVERNMENT	3,554.214	175.341	716.922	120.089	152.371	430.426	443.995	140.590		159.262	152.639	4.883		84.356
Svcs. to Children, Elderly, Families	1,857.296	248.917		32.838		1.450	0.965			479.037	54.312	270.420	20.292	18.455
Indian Child Welfare Act	782.512		28.243		25.662	42.818	43.488	19.911		106.961		28.635	42.738	43.024
Welfare Assistance														
Other, Human Services	70.974												70.974	
Housing Improvement Program														
HUMAN SERVICES	2,710.782	248.917	28.243	32.838	25.662	44.268	44.453	19.911		585.998	54.312	299.055	134.004	61.479
Scholarships	2,376.428			5.564			0.000			323.453		25.407	121.781	207.287
Johnson O'Malley	292.150		14.910		10.437		17.594			135.997			14.582	
Adult Education	527.058			22.609	0.386					90.841	138.370	5.219	24.913	58.310
TribalyControlledComm.Colleges														
Other, Education	4.980												4.980	
EDUCATION	3,200.616		14.910	28.173	10.823		17.594			550.291	138.370	30.626	166.256	265.597
Community Fire Protection	4.116		0.386											
PUBLIC SAFETY & JUSTICE	4.116		0.386											
Job Placement & Training	738.866									184.173	82.885		22.113	26.563
Economic Development	201.045	142.393									47.437			
Road Maintenance														
COMMUNITY DEVELOP.	939.911	142.393								184.173	130.322		22.113	26.563
Natural Resources, General														
Agriculture	1,281.213	104.105		82.128					257.726		701.874			
Forestry														
Water Resources														
Wildlife and Parks														
Minerals and Mining	66.519	66.519												
RESOURCES MANAGEMENT	1,347.732	170.624		82.128					257.726		701.874			
Trust Services, General														
Other Rights Protection														
Real Estate Services	1,283.459	(205.658)		90.932					318.793		660.002			
Real Estate Appraisals	359.133	357.041												
Probate	368.184	205.658		117.346					45.180					
Environmental Quality Services	55.518	55.518												
ANILCA														
ANCSA														
TRUST SERVICES	2,066.294	412.559		208.278					363.973		660.002			
Executive Direction	630.891	49.400		109.321					91.245		140.434			
Administrative Services	543.132	1.081		62.762					104.115		176.205			
Safety Management														
Common Support Services														
GENERAL ADMINISTRATION	1,174.023	50.481		172.083					195.360		316.639			
** GRAND TOTALS **	14,997.688	1,200.315	760.461	643.589	188.856	474.694	506.042	160.501	817.059	1,479.724	2,154.158	334.564	322.373	437.995

FY 2001 - PRESIDENT'S BUDGET - TRIBAL PRIORITY ALLOCATIONS

(Dollars In Thousands)

SOUTHERN PLAINS REGION	COMANCHE TRIBE	APACHE TRIBE	KIOWA TRIBE	PAWNEE AGENCY	OTOE-MISSOURIA TRIBE	PAWNEE TRIBE	TONKAWA TRIBE	SHAWNEE AGENCY	IOWA TRIBE of OKLAHOMA	KICKAPOO TRIBE of TEXAS
Other Aid to Tribal Govt	26.553				81.872	114.102	84.842		127.631	
Consolid. Tribal Gov't Prgm-CTGP										388.301
Self Governance										
New Tribes										
Tribal Courts				29.054	72.145	32.584			16.256	
TRIBAL GOVERNMENT	26.553			29.054	154.017	146.686	84.842		143.887	388.301
Svcs. to Children, Elderly, Families	137.852	24.824	319.433	127.159					121.342	
Indian Child Welfare Act	71.377	42.489	94.731		43.785	45.740	31.235		28.026	43.649
Welfare Assistance										
Other, Human Services										
Housing Improvement Program										
HUMAN SERVICES	209.229	67.313	414.164	127.159	43.785	45.740	31.235		149.368	43.649
Scholarships	560.953	149.943	659.384		103.295	161.971	57.390			
Johnson O'Malley			7.524		23.891	28.686	28.297		10.232	
Adult Education	125.807	21.242			5.179	23.293	10.889			
TriballyControlledComm.Colleges										
Other, Education										
EDUCATION	686.760	171.185	666.908		132.365	213.950	96.576		10.232	
Community Fire Protection									3.730	
PUBLIC SAFETY & JUSTICE									3.730	
Job Placement & Training	148.463	49.332	190.553		19.880		14.904			
Economic Development					11.215					
Road Maintenance										
COMMUNITY DEVELOP.	148.463	49.332	190.553		31.095		14.904			
Natural Resources, General										
Agriculture				87.022				42.083	6.275	
Forestry										
Water Resources										
Wildlife and Parks										
Minerals and Mining										
RESOURCES MANAGEMENT				87.022				42.083	6.275	
Trust Services, General										
Other Rights Protection										
Real Estate Services				323.305				76.420	19.665	
Real Estate Appraisals									2.092	
Probate										
Environmental Quality Services										
ANILCA										
ANCSA										
TRUST SERVICES				323.305				76.420	21.757	
Executive Direction				158.762				81.729		
Administrative Services				143.942				55.027		
Safety Management										
Common Support Services										
GENERAL ADMINISTRATION				302.704				136.756		
** GRAND TOTALS **	1,071.005	287.830	1,271.625	869.244	361.262	406.376	227.557	255.259	335.249	431.950

FY 2001 - PRESIDENT'S BUDGET - TRIBAL PRIORITY ALLOCATIONS

(Dollars in Thousands)

ROCKY MOUNTAIN REGION	REGION TOTAL	FIELD OPS	BLACKFEET AGENCY	BLACKFEET TRIBE	CROW AGENCY	CROW TRIBE	FORT BELKNAP AGENCY	FORT BELKNAP TRIBE	FORT PECK AGENCY	ASSINIBOINE & SIOUX TRIBE	NORTHERN CHEYENNE AGENCY	NORTHERN CHEYENNE TRIBE	WIND RIVER AGENCY	NORTHERN ARAPAHO TRIBE
Other Aid to Tribal Gov't	855.205				104.147			520.929	51.838			119.509	58.782	
Consolid. Tribal Gov't Prgm-CTGP														
Self Governance														
New Tribes														
Tribal Courts	1,812.214			632.053		272.817		220.145		228.438		328.788		
TRIBAL GOVERNMENT	2,667.419			632.053	104.147	272.817		741.074	51.838	228.438		448.297	58.782	
Svcs. to Children, Elderly, Families	2,614.254	264.850	263.175	86.964	409.968		169.919		597.280			405.268	131.297	217.113
Indian Child Welfare Act	500.505			72.678		73.071		99.951		67.658		63.106		71.371
Welfare Assistance														
Other, Human Services	41.057			24.406			16.651							
Housing Improvement Program	327.156			74.199		166.125				27.672		59.160		
HUMAN SERVICES	3,482.972	264.850	263.175	258.247	409.968	239.196	186.570	99.951	597.280	95.330		527.534	131.297	288.484
Scholarships	2,377.553			492.575		365.563		404.231		340.506		394.303		190.188
Johnson O'Malley	874.670			198.608		146.440		88.057		160.532		90.267		95.382
Adult Education	22.718											22.185		0.268
TriballyControlledComm.Colleges	389.347											389.347		
Other, Education	0.932											0.932		
EDUCATION	3,665.220			691.183		512.003		492.288		501.038		897.034		285.838
Community Fire Protection	165.558			24.406				67.721				73.431		
PUBLIC SAFETY & JUSTICE	165.558			24.406				67.721				73.431		
Job Placement & Training	909.154			107.347		229.369		77.973		283.699		121.069		44.849
Economic Development	723.702	108.290		90.822	68.377			259.801	143.705		52.707			
Road Maintenance														
COMMUNITY DEVELOP.	1,632.856	108.290		198.169	68.377	229.369		337.774	143.705	283.699	52.707	121.069		44.849
Natural Resources, General	128.270				1.230				86.570			40.470		
Agriculture	2,455.823	290.366	290.275	82.241	562.908		297.375	58.489		204.736	202.382	25.125	441.926	
Forestry	923.271	57.602	116.569		285.893		68.261				324.361		70.585	
Water Resources	757.287	176.983		287.134				0.467		101.472		97.267	6.963	
Wildlife and Parks	145.224	86.873								4.547		44.993	8.811	
Minerals and Mining														
RESOURCES MANAGEMENT	4,409.875	611.824	406.844	369.375	850.031		365.636	58.956	86.570	310.755	526.743	207.855	528.285	
Trust Services, General														
Other Rights Protection	251.646	100.412							151.234					
Real Estate Services	2,554.036	43.768	340.357		619.766		201.835		485.975		190.079		672.256	
Real Estate Appraisals	466.774	132.389		46.539	74.345			49.966	50.129		65.527		47.879	
Probate	414.046	143.964			110.149		159.933							
Environmental Quality Services	150.713	150.713												
ANILCA														
ANCSA														
TRUST SERVICES	3,837.215	571.246	340.357	46.539	804.260		361.768	49.966	687.338		255.606		720.135	
Executive Direction	840.813		86.100		163.067		123.188		106.379		163.602		128.319	
Administrative Services	1,101.649		184.798		251.570		164.070		226.797		117.622		156.792	
Safety Management														
Common Support Services	28.801	28.801												
GENERAL ADMINISTRATION	1,971.263	28.801	270.898		414.637		287.258		333.176		281.224		285.111	
** GRAND TOTALS **	21,832.378	1,585.011	1,281.274	2,219.972	2,651.420	1,253.385	1,201.232	1,847.730	1,899.907	1,419.260	1,116.280	2,275.220	1,723.610	619.171

FY 2001 - PRESIDENT'S BUDGET - TRIBAL PRIORITY ALLOCATIONS

(Dollars in Thousands)

ROCKY MOUNTAIN REGION	SHOSHONE TRIBE	ARAPAHO/ SHOSHONE TRIBES JOINT	ROCKY BOY'S AGENCY
Other Aid to Tribal Gov't			
Consolid. Tribal Gov't Prgm-CTGP			
Self Governance			
New Tribes			
Tribal Courts		129.973	
TRIBAL GOVERNMENT		129.973	
Svcs. to Children, Elderly, Families		68.420	
Indian Child Welfare Act	52.670		
Welfare Assistance			
Other, Human Services			
Housing Improvement Program			
HUMAN SERVICES	52.670	68.420	
Scholarships	190.187		
Johnson O'Malley	95.384		
Adult Education	0.265		
TribalyControlledComm.Colleges			
Other, Education			
EDUCATION	285.836		
Community Fire Protection			
PUBLIC SAFETY & JUSTICE			
Job Placement & Training	44.848		
Economic Development			
Road Maintenance			
COMMUNITY DEVELOP.	44.848		
Natural Resources, General			
Agriculture			
Forestry			
Water Resources		87.001	
Wildlife and Parks			
Minerals and Mining			
RESOURCES MANAGEMENT		87.001	
Trust Services, General			
Other Rights Protection			
Real Estate Services			
Real Estate Appraisals			
Probate			
Environmental Quality Services			
ANILCA			
ANCSA			
TRUST SERVICES			
Executive Direction			70.158
Administrative Services			
Safety Management			
Common Support Services			
GENERAL ADMINISTRATION			70.158
** GRAND TOTALS **	383.354	285.394	70.158

FY 2001 - PRESIDENT'S BUDGET - TRIBAL PRIORITY ALLOCATIONS

(Dollars In Thousands)

ALASKA REGION	REGION TOTAL	FIELD OPS	ANCHORGE SUMMARY	BETHEL SUMMARY	FAIRBANKS SUMMARY	NOME SUMMARY	SOUTHEAST AGENCY	CHILKOOT (Haines)	HOONAH	KLUCKWAN	DOUGLAS	HYDABURG	PETERSBURG
Other Aid to Tribal Gov't	8,493.156	256.162	3,668.937	2,451.453	1,008.853	629.116	0.035	52.118	168.360	102.221	55.431	100.470	
Consolid. Tribal Gov't Prgm-CTGP	1,850.666		309.236	435.885	982.468	83.163			11.476	7.242	8.404	12.792	
Self Governance													
New Tribes													
Tribal Courts	56.806		24.950	31.856									
TRIBAL GOVERNMENT	10,400.628	256.162	4,003.123	2,919.194	1,991.321	712.279	0.035	52.118	179.836	109.463	63.835	113.262	
Svcs. to Children, Elderly, Families	2,027.438	927.725	476.860	253.679	278.571	41.604			1.309	9.740	17.310	20.640	
Indian Child Welfare Act	2,092.772		534.707	647.994	407.570	378.183			36.976	29.048	29.025	29.269	
Welfare Assistance													
Other, Human Services													
Housing Improvement Program													
HUMAN SERVICES	4,120.210	927.725	1,011.567	901.673	686.141	419.787			38.285	38.788	46.335	49.909	
Scholarships	1,127.357	0.651	508.072	430.988	110.925	27.972	0.044	9.680	0.654	8.391	16.735	13.245	
Johnson O'Malley	1,116.537		571.667	119.230	340.490	31.315			24.174		11.272		18.389
Adult Education	22.384		0.135	7.763	5.161	5.471	0.014	0.950		0.498	0.996	1.396	
TriballyControlledComm.Colleges													
Other, Education													
EDUCATION	2,266.278	0.651	1,079.874	557.981	456.576	64,758	0.058	10.630	24.828	8.889	29.003	14.641	18.389
Community Fire Protection													
PUBLIC SAFETY & JUSTICE													
Job Placement & Training	1,081.696	127.001	528.542	135.829	146.988	61.712	0.058	20.611	0.654	10.039	20.072	30.190	
Economic Development	223.660	147.237		61.774	13.016					0.498	1.135		
Road Maintenance													
COMMUNITY DEVELOP.	1,305.356	274.238	528.542	197.603	160.004	61.712	0.058	20.611	0.654	10.537	21.207	30.190	
Natural Resources, General	226.521	47.110	13.445	148.436	14.627	0.100			2.803				
Agriculture	153.600	77.441	8.827	32.087	12.981	22.264							
Forestry	231.312	231.007								0.299		0.006	
Water Resources	2.987			1.155	0.916					0.916			
Wildlife and Parks	136.502	78.656			57.846								
Minerals and Mining													
RESOURCES MANAGEMENT	750.922	434.214	22.272	181.678	86.370	22.364			2.803	1.215		0.006	
Trust Services, General	264.304	264.304											
Other Rights Protection	108.928	108.403	0.139	0.386									
Real Estate Services	1,210.421	326.729	203.117	328.747	245.365		17.766	11.677	46.051	21.950	0.894	8.125	
Real Estate Appraisals	205.192	205.192											
Probate													
Environmental Quality Services	62.757	62.159								0.598			
ANILCA	526.730	514.366	4.067	5.243	2.820		0.172	0.062					
ANCSA	402.316	402.316											
TRUST SERVICES	2,780.648	1,883.469	207.323	334.376	248.185		17.938	11.739	46.051	22.548	0.894	8.125	
Executive Direction	529.264	24.503	140.276	124.973	141.765	93.234	4.513						
Administrative Services	594.628	19.920	212.466	68.458	157.409	76.523	59.852						
Safety Management													
Common Support Services													
GENERAL ADMINISTRATION	1,123.892	44.423	352.742	193.431	299.174	169.757	64.365						
** GRAND TOTALS **	22,747.934	3,820.882	7,205.443	5,285.936	3,927.771	1,450.657	82.454	95.098	292.457	191.440	161.274	216.133	18.389

FY 2001 - PRESIDENT'S BUDGET - TRIBAL PRIORITY ALLOCATIONS

(Dollars In Thousands)

ANCHORAGE AGENCY	AGENCY TOTAL	ANCHORAGE AGENCY	ALEUTIAN PRIBILOFF ISLAND (APIA)	BRISTOL BAY NATIVE ASSOC. (BBNA)	COOK INLET (CITC)	AKHIOK	AKUTAN	ALEKNAGIK	ATKA IRA VILLAGE COUNCIL	CHIGNIK	CHICKALOON	CHIGNIK LAGOON	CHIGNIK LAKE	CHISTOCHINA
Other Aid to Tribal Gov't	3,668.937	320.155		0.000		103.667					192.997			128.751
Consolid. Tribal Gov't Prgm-CTGP	309.236	7.375				6.753					6.203			
Self Governance														
New Tribes														
Tribal Courts	24.950													
TRIBAL GOVERNMENT	4,003.123	327.530		0.000		110.420					199.200			128.751
Svcs. to Children, Elderly, Families	476.860	257.291				1.850					(0.000)			
Indian Child Welfare Act	534.707					30.078								29.110
Welfare Assistance														
Other, Human Services														
Housing Improvement Program														
HUMAN SERVICES	1,011.567	257.291				31.928					(0.000)			29.110
Scholarships	508.072	320.574				10.006					0.000			
Johnson O'Malley	571.667	431.856				2.202								1.988
Adult Education	0.135													
TriballyControlledComm.Colleges														
Other, Education														
EDUCATION	1,079.874	752.430				12.208					0.000			1.988
Community Fire Protection														
PUBLIC SAFETY & JUSTICE														
Job Placement & Training	528.542	280.932				6.780					0.000			
Economic Development														
Road Maintenance														
COMMUNITY DEVELOP.	528.542	280.932				6.780					0.000			
Natural Resources, General	13.445	4.183												0.000
Agriculture	8.827													
Forestry														
Water Resources														
Wildlife and Parks														
Minerals and Mining														
RESOURCES MANAGEMENT	22.272	4.183												0.000
Trust Services, General														
Other Rights Protection	0.139													
Real Estate Services	203.117	197.076												
Real Estate Appraisals														
Probate														
Environmental Quality Services														
ANILCA	4.067	4.067												
ANCSA														
TRUST SERVICES	207.323	201.143												
Executive Direction	140.276	140.276												
Administrative Services	212.466	212.466												
Safety Management														
Common Support Services														
GENERAL ADMINISTRATION	352.742	352.742												
** GRAND TOTALS **	7,205.443	2,176.251		0.000		161.336					199.200			159.849

FY 2001 - PRESIDENT'S BUDGET - TRIBAL PRIORITY ALLOCATIONS

(Dollars in Thousands)

ANCHORAGE AGENCY	CHITINA	CLARK'S POINT	COPPER CENTER	DILLINGHAM	EGEGIK	EKLUTNA	EKUK	EKWOK	EYAK	FALSE PASS	GULKANA	IGIUGIG	ILLIAMNA	KARLUK
Other Aid to Tribal Gov't	116.046		9.303			123.675			73.775	112.365		125.903	152.369	105.180
Consolid. Tribal Gov't Prgm-CTGP	6.325					6.543				6.578		6.351	6.666	6.692
Self Governance														
New Tribes														
Tribal Courts														
TRIBAL GOVERNMENT	122.371		9.303			130.218			73.775	118.943		132.254	159.035	111.872
Svcs. to Children, Elderly, Families	38.549								2.565	0.561		29.432	11.844	6.402
Indian Child Welfare Act			30.295			31.141			30.460		31.874			31.934
Welfare Assistance														
Other, Human Services														
Housing Improvement Program														
HUMAN SERVICES	38.549		30.295			31.141			33.025	0.561	31.874	29.432	11.844	38.336
Scholarships	2.249								6.473	0.093			3.339	3.537
Johnson O'Malley													1.789	1.468
Adult Education	0.135													
TriballyControlledComm.Colleges														
Other, Education														
EDUCATION	2.384								6.473	0.093			5.128	5.005
Community Fire Protection														
PUBLIC SAFETY & JUSTICE														
Job Placement & Training	2.670								10.181			3.238		6.156
Economic Development														
Road Maintenance														
COMMUNITY DEVELOP.	2.670								10.181			3.238		6.156
Natural Resources, General									8.518					
Agriculture	3.415													
Forestry														
Water Resources														
Wildlife and Parks														
Minerals and Mining														
RESOURCES MANAGEMENT	3.415								8.518					
Trust Services, General														
Other Rights Protection	0.139													
Real Estate Services													6.041	
Real Estate Appraisals														
Probate														
Environmental Quality Services														
ANILCA														
ANCSA														
TRUST SERVICES	0.139												6.041	
Executive Direction														
Administrative Services														
Safety Management														
Common Support Services														
GENERAL ADMINISTRATION														
** GRAND TOTALS **	169.528		39.598			161.359			131.972	119.597	31.874	164.924	182.048	161.369

FY 2001 - PRESIDENT'S BUDGET - TRIBAL PRIORITY ALLOCATIONS

(Dollars in Thousands)

ANCHORAGE AGENCY	KENAITZE (KENAI INDIAN TRIBE)	KING COVE (Agdaagux)	KNIK	LARSEN BAY	MENTASTA	NAKNEK	NEWHALEN	NINILCHIK	OLD HARBOR	OUZINKIE	PEDRO BAY	PORT LYONS	SALAMATOFF	SAND POINT
Other Aid to Tribal Gov't	196.169	39.346	120.429	117.480	122.571	78.659	84.512	93.926	53.736	63.559	80.551	85.966	122.315	14.778
Consolid. Tribal Gov't Prgm-CTGP	12.998	9.645	6.395	7.207	6.736	8.186	7.443	6.902	8.326	7.679	101.713	7.435	7.033	
Self Governance														
New Tribes														
Tribal Courts		24.950												
TRIBAL GOVERNMENT	209.167	73.941	126.824	124.687	129.307	86.845	91.955	100.828	62.062	71.238	182.264	93.401	129.348	14.778
Svcs. to Children, Elderly, Families	(0.000)	13.328	7.529		1.572		32.219	8.348	5.078	7.397	1.644	3.023		
Indian Child Welfare Act	40.282	0.656	29.155	0.557	29.097	31.924		30.348	33.438	32.151		31.728	29.124	
Welfare Assistance														
Other, Human Services														
Housing Improvement Program														
HUMAN SERVICES	40.282	13.984	36.684	0.557	30.669	31.924	32.219	38.696	38.516	39.548	1.644	34.751	29.124	
Scholarships	0.000	22.470	14.852	14.340	0.592			12.214	35.016	25.058	0.192	20.848	0.000	
Johnson O'Malley	59.748		4.572	4.208	2.883	9.940		7.356	11.850	4.090	1.093	5.557		
Adult Education														
TriballyControlledComm.Colleges														
Other, Education														
EDUCATION	59.748	22.470	19.424	18.548	3.475	9.940		19.570	46.866	29.148	1.285	26.405	0.000	
Community Fire Protection														
PUBLIC SAFETY & JUSTICE														
Job Placement & Training	0.000	35.242	13.864	10.431	0.607		8.897	6.958	23.725	23.790		14.126	0.452	
Economic Development														
Road Maintenance														
COMMUNITY DEVELOP.	0.000	35.242	13.864	10.431	0.607		8.897	6.958	23.725	23.790		14.126	0.452	
Natural Resources, General					0.744									
Agriculture	0.000			5.412									0.000	
Forestry														
Water Resources														
Wildlife and Parks														
Minerals and Mining														
RESOURCES MANAGEMENT	0.000			5.412	0.744								0.000	
Trust Services, General														
Other Rights Protection														
Real Estate Services														
Real Estate Appraisals														
Probate														
Environmental Quality Services														
ANILCA														
ANCSA														
TRUST SERVICES														
Executive Direction														
Administrative Services														
Safety Management														
Common Support Services														
GENERAL ADMINISTRATION														
** GRAND TOTALS **	309.197	145.637	196.796	159.635	164.802	128.709	133.071	166.052	171.169	163.724	185.193	168.683	158.924	14.778

FY 2001 - PRESIDENT'S BUDGET - TRIBAL PRIORITY ALLOCATIONS

(Dollars in Thousands)

ANCHORAGE AGENCY	NONDALTON	SELDOVIA	TYONEK	UNALASKA (Qawalangin)	AFOGNAK	KAGUYAK VILLAGE	LESNOI VILLAGE (WOODY ISLAND)
Other Aid to Tribal Gov't	132.726	113.451	37.622	104.411	147.215	149.013	146.316
Consolid. Tribal Gov't Prgm-CTGP	7.513	7.793	7.365	8.387	6.998	6.998	6.998
Self Governance							
New Tribes							
Tribal Courts							
TRIBAL GOVERNMENT	140.239	121.244	44.987	112.798	154.213	156.011	153.314
Svcs. to Children, Elderly, Families	0.000	32.214	9.948	6.066			
Indian Child Welfare Act			31.355				
Welfare Assistance							
Other, Human Services							
Housing Improvement Program							
HUMAN SERVICES	0.000	32.214	41.303	6.066			
Scholarships			11.121	5.098			
Johnson O'Malley	8.151	3.970		8.946			
Adult Education							
TriballyControlledComm.Colleges							
Other, Education							
EDUCATION	8.151	3.970	11.121	14.044			
Community Fire Protection							
PUBLIC SAFETY & JUSTICE							
Job Placement & Training			64.594	15.899			
Economic Development							
Road Maintenance							
COMMUNITY DEVELOP.			64.594	15.899			
Natural Resources, General							
Agriculture							
Forestry							
Water Resources							
Wildlife and Parks							
Minerals and Mining							
RESOURCES MANAGEMENT							
Trust Services, General							
Other Rights Protection							
Real Estate Services							
Real Estate Appraisals							
Probate							
Environmental Quality Services							
ANILCA							
ANCSA							
TRUST SERVICES							
Executive Direction							
Administrative Services							
Safety Management							
Common Support Services							
GENERAL ADMINISTRATION							
** GRAND TOTALS **	148.390	157.428	162.005	148.807	154.213	156.011	153.314

FY 2001 - PRESIDENT'S BUDGET - TRIBAL PRIORITY ALLOCATIONS

(Dollars in Thousands)

BETHEL AGENCY	AGENCY TOTAL	BETHEL AGENCY	ANDREAFSKY	ATMAUTLUAK	CHEFORNAK	CHEVAK	MARSHALL	MOUNTAIN VILLAGE	NAPASKIAK	NIGHTMUTE	PITKA'S POINT	PLATINUM	TOKSOOK BAY
Other Aid to Tribal Govt	2,451.453	1.381	2.150	88.796		22.186	81.456	34.454		99.119	1.122	126.838	49.293
Consolid. Tribal Gov't Prgm-CTGP	435.885			8.308			8.335			7.400		6.640	9.628
Self Governance													
New Tribes													
Tribal Courts	31.856			2.583		2.000		1.796		0.499			1.397
TRIBAL GOVERNMENT	2,919.194	1.381	2.150	99.687		24.186	89.791	36.250		107.018	1.122	133.478	60.318
Svcs. to Children, Elderly, Families	253.679			4.744		4.700		4.617		2.110		32.289	4.538
Indian Child Welfare Act	647.994		0.935	29.092		39.004	31.318	40.217		29.155			30.511
Welfare Assistance													
Other, Human Services													
Housing Improvement Program													
HUMAN SERVICES	901.673		0.935	33.836		43.704	31.318	44.834		31.265		32.289	35.049
Scholarships	430.988			13.114				32.090		8.981			24.281
Johnson O'Malley	119.230			8.238				28.697	10.238				17.985
Adult Education	7.763			0.491				0.598		0.199			0.498
TriballyControlledComm.Colleges													
Other, Education													
EDUCATION	557.981			21.843				61.385	10.238	9.180			42.764
Community Fire Protection													
PUBLIC SAFETY & JUSTICE													
Job Placement & Training	135.829			4.672				10.735		3.181			8.747
Economic Development	61.774			1.693		4.401		3.984		1.096			3.088
Road Maintenance													
COMMUNITY DEVELOP.	197.603			6.365		4.401		14.719		4.277			11.835
Natural Resources, General	148.436			5.481		9.900		9.163		2.829			7.410
Agriculture	32.087			1.096		2.900		2.490		0.797			2.092
Forestry													
Water Resources	1.155												
Wildlife and Parks													
Minerals and Mining													
RESOURCES MANAGEMENT	181.678			6.577		12.800		11.653		3.626			9.502
Trust Services, General													
Other Rights Protection	0.386												
Real Estate Services	328.747	5.211	0.393	2.319	13.128	25.800	0.868	26.134		19.150	0.723	6.957	16.331
Real Estate Appraisals													
Probate													
Environmental Quality Services													
ANILCA	5.243	1.861											
ANCSA													
TRUST SERVICES	334.376	7.072	0.393	2.319	13.128	25.800	0.868	26.134		19.150	0.723	6.957	16.331
Executive Direction	124.973	124.973											
Administrative Services	68.458	68.458											
Safety Management													
Common Support Services													
GENERAL ADMINISTRATION	193.431	193.431											
** GRAND TOTALS **	5,285.936	201.884	3.478	170.627	13.128	110.891	121.977	194.975	10.238	174.516	1.845	172.724	175.799

FY 2001 - PRESIDENT'S BUDGET - TRIBAL PRIORITY ALLOCATIONS

(Dollars in Thousands)

BETHEL AGENCY	TULUKSAK	TUNUNAK	RUSSIAN MISSION (YUKON)	LOWER KALSKAG	UPPER KALSKAG	ANIAK	CHUATHBALUK (KUSKOKWIM)	CROOKED CREEK/ GEORGETOWN	STONEY RIVER	LIME VILLAGE	KWETHLUK IRA COUNCIL	ORUTSARAMUIT NATIVE COUNCIL	EMMONAK
Other Aid to Tribal Govt	83.872	81.261	78.933	73.278		46.872	110.605	296.664		115.194	(0.000)	77.135	49.758
Consolid. Tribal Gov't Prgm-CTGP	13.612	8.780	8.160	8.623		9.462	6.998	6.998		6.474	133.147	37.142	11.288
Self Governance													
New Tribes													
Tribal Courts	1.098		0.798	0.998		1.297	0.299	0.300		0.100	0.387	7.784	
TRIBAL GOVERNMENT	98.582	90.041	87.891	82.899		57.631	117.902	303.962		121.768	133.534	122.061	61.046
Svcs. to Children, Elderly, Families	2.687	2.600	32.093	32.431		33.426	2.090	0.800		1.314	1.600	29.901	
Indian Child Welfare Act	32.025	30.557		(0.000)			30.990	30.557		30.604	3.186	60.567	41.910
Welfare Assistance													
Other, Human Services													
Housing Improvement Program													
HUMAN SERVICES	34.712	33.157	32.093	32.431		33.426	33.080	31.357		31.918	4.786	90.468	41.910
Scholarships	15.300		14.108	16.691		22.195	5.504	6.514		2.484	0.717	155.602	30.621
Johnson O'Malley			0.139	13.552	0.139	28.497	6.080			0.099			
Adult Education	0.398		0.299	0.299		0.498	0.100	0.100		0.100		2.988	
TriballyControlledComm.Colleges													
Other, Education													
EDUCATION	15.698		14.546	30.542	0.139	51.190	11.684	6.614		2.683	0.717	158.590	30.621
Community Fire Protection													
PUBLIC SAFETY & JUSTICE													
Job Placement & Training	5.666		5.069	5.964		7.853	1.889	2.074		0.895	0.292	50.376	
Economic Development	1.195		1.793	2.092		2.888	0.697	0.716		0.299	0.432	20.242	4.316
Road Maintenance													
COMMUNITY DEVELOP.	6.861		6.862	8.056		10.741	2.586	2.790		1.194	0.724	70.618	4.316
Natural Resources, General	3.287	0.561	4.183	4.880		6.673	1.833	1.700		0.697	0.718	47.546	13.840
Agriculture	1.793		1.195	1.394		1.892	0.498	0.500		0.199	0.193	12.664	
Forestry													
Water Resources			0.239	0.239		0.239	0.239			0.199			
Wildlife and Parks													
Minerals and Mining													
RESOURCES MANAGEMENT	5.080	0.561	5.617	6.513		8.804	2.570	2.200		1.095	0.911	60.210	13.840
Trust Services, General													
Other Rights Protection											0.386		
Real Estate Services	5.059		4.139	16.893	9.093	5.930	2.229	6.109	3.795	1.609	33.969	31.337	
Real Estate Appraisals													
Probate													
Environmental Quality Services													
ANILCA											0.579	0.965	
ANCSA													
TRUST SERVICES	5.059		4.139	16.893	9.093	5.930	2.229	6.109	3.795	1.609	34.934	32.302	
Executive Direction													
Administrative Services													
Safety Management													
Common Support Services													
GENERAL ADMINISTRATION													
** GRAND TOTALS **	165.992	123.759	151.148	177.334	9.232	167.722	170.051	353.032	3.795	160.267	175.606	534.249	151.733

FY 2001 - PRESIDENT'S BUDGET - TRIBAL PRIORITY ALLOCATIONS

(Dollars in Thousands)

BETHEL AGENCY	BILL MOORES SLOUGH	MEKORYUK	KIPNUK	AKIAK	AKIACHAK	KASIGLUK	KWIGILLINGUK	CHULOONAWICK	OHAGAMIUT	PAIMUIT	UMKUMIUT	NEWTOK
Other Aid to Tribal Govt		94.312	43.485	76.513	68.693	54.714	73.711	158.807		149.812	151.010	60.029
Consolid. Tribal Gov't Prgm-CTGP		7.662	10.126	8.544	10.117	9.663	8.431			6.998	6.998	76.351
Self Governance												
New Tribes												
Tribal Courts		0.599	2.176	4.091	0.100	1.297	1.091					1.166
TRIBAL GOVERNMENT		102.573	55.787	89.148	78.910	65.674	83.233	158.807		156.810	158.008	137.546
Svcs. to Children, Elderly, Families		2.802	6.234	35.354	1.960	9.254	4.543					1.592
Indian Child Welfare Act	30.557	32.470	30.363		30.867	29.958	32.634					0.517
Welfare Assistance												
Other, Human Services												
Housing Improvement Program												
HUMAN SERVICES	30.557	35.272	36.597	35.354	32.827	39.212	37.177					2.109
Scholarships		11.220		14.936	23.844	21.162						11.624
Johnson O'Malley		5.566										
Adult Education		0.199		0.299		0.398	0.299					
TriballyControlledComm.Colleges												
Other, Education												
EDUCATION		16.985		15.235	23.844	21.560	0.299					11.624
Community Fire Protection												
PUBLIC SAFETY & JUSTICE												
Job Placement & Training		3.976		5.461	7.150	7.654						4.175
Economic Development		1.494	3.818	2.085	0.332	2.689	2.424					
Road Maintenance												
COMMUNITY DEVELOP.		5.470	3.818	7.546	7.482	10.343	2.424					4.175
Natural Resources, General		3.903	11.549	4.814	0.818		6.458					0.193
Agriculture		0.996		1.195	0.193							
Forestry												
Water Resources												
Wildlife and Parks												
Minerals and Mining												
RESOURCES MANAGEMENT		4.899	11.549	6.009	1.011		6.458					0.193
Trust Services, General												
Other Rights Protection												
Real Estate Services		0.422	27.659	12.177	16.729	8.223		6.325	0.219	8.432	8.223	3.162
Real Estate Appraisals												
Probate												
Environmental Quality Services												
ANILCA			1.452	0.386								
ANCSA												
TRUST SERVICES		0.422	29.111	12.563	16.729	8.223		6.325	0.219	8.432	8.223	3.162
Executive Direction												
Administrative Services												
Safety Management												
Common Support Services												
GENERAL ADMINISTRATION												
** GRAND TOTALS **	30.557	165.621	136.862	165.855	160.803	145.012	129.591	165.132	0.219	165.242	166.231	158.809

FY 2001 - PRESIDENT'S BUDGET - TRIBAL PRIORITY ALLOCATIONS

(Dollars In Thousands)

FAIRBANKS AGENCY	AGENCY TOTAL	FAIRBANKS AGENCY	BEAVER	NULATO	CHALKYITSIK	DOT LAKE	LOUDEN (GALENA)	MANLEY	RUBY	TANACROSS	CIRCLE	GRAYLING	McGRATH	RAMPART
Other Aid to Tribal Gov't	1,008.853	94.339	61.743	30.169	69.152	78.134	0.162			75.903	84.377			
Consolid. Tribal Gov't Prgm-CTGP	982.468		39.999	9.228	38.730	6.456	132.831				39.025			
Self Governance														
New Tribes														
Tribal Courts														
TRIBAL GOVERNMENT	1,991.321	94.339	101.742	39.397	107.882	84.590	132.993			75.903	123.402			
Svcs. to Children, Elderly, Families	278.571	152.851	0.193	6.401	0.386	22.845				24.238	0.579			
Indian Child Welfare Act	407.570	1.491	29.124	29.275	31.826	32.935	31.345	31.335	0.935	29.124	29.124			
Welfare Assistance														
Other, Human Services														
Housing Improvement Program														
HUMAN SERVICES	686.141	154.342	29.317	35.676	32.212	55.780	31.345	31.335	0.935	53.362	29.703			
Scholarships	110.925	31.345	0.386	25.632	0.386		0.578			12.088	0.386			
Johnson O'Malley	340.490	257.679					14.693			2.684		7.853	10.835	2.286
Adult Education	5.161		0.193	1.201	0.386		0.579				0.579			
TribalyControlledComm.Colleges														
Other, Education														
EDUCATION	456.576	289.024	0.579	26.833	0.772		15.850			14.772	0.965	7.853	10.835	2.286
Community Fire Protection														
PUBLIC SAFETY & JUSTICE														
Job Placement & Training	146.988	54.968	0.374	22.681	0.772		1.257			15.031	0.964			
Economic Development	13.016		0.386	4.342	0.386					2.330	2.060			
Road Maintenance														
COMMUNITY DEVELOP.	160.004	54.968	0.760	27.023	1.158		1.257			17.361	3.024			
Natural Resources, General	14.627	2.543	2.223		1.258						1.737			
Agriculture	12.981			5.467						2.935	2.108			
Forestry														
Water Resources	0.916													
Wildlife and Parks	57.846			16.596						9.010				
Minerals and Mining														
RESOURCES MANAGEMENT	86.370	2.543	2.223	22.063	1.258					11.945	3.845			
Trust Services, General														
Other Rights Protection														
Real Estate Services	245.365	150.124												
Real Estate Appraisals														
Probate														
Environmental Quality Services														
ANILCA	2.820	0.907												
ANCSA														
TRUST SERVICES	248.185	151.031												
Executive Direction	141.765	141.765												
Administrative Services	157.409	157.409												
Safety Management														
Common Support Services														
GENERAL ADMINISTRATION	299.174	299.174												
** GRAND TOTALS **	3,927.771	1,045.421	134.621	150.992	143.282	140.370	181.445	31.335	0.935	173.343	160.939	7.853	10.835	2.286

FY 2001 - PRESIDENT'S BUDGET - TRIBAL PRIORITY ALLOCATIONS

(Dollars in Thousands)

FAIRBANKS AGENCY	VENETIE	ARTIC SLOPE NATIVE ASSOC. (ASNA)	NATIVE VILLAGE OF PT. HOPE	NORTHWAY	STEVENS VILLAGE	ANAKTUVUK PASS	ARCTIC VILLAGE	ATQASUK VILLAGE	KAKTOVIK VILLAGE	NUIQSUT VILLAGE	POINT LAY	TETLIN	WAINWRIGHT
Other Aid to Tribal Gov't	52.045	2.898	43.457	49.248	79.850	32.603	99.372	47.971	45.956	10.690	49.354		1.430
Consolid. Tribal Gov't Prgm-CTGP	12.118		12.218	90.628	28.870	88.303	6.910	75.237	89.032	98.947	90.065		123.871
Self Governance													
New Tribes													
Tribal Courts													
TRIBAL GOVERNMENT	64.163	2.898	55.675	139.876	108.720	120.906	106.282	123.208	134.988	109.637	139.419		125.301
Svcs. to Children, Elderly, Families	28.116	1.869	16.979		0.772		23.342						
Indian Child Welfare Act	30.178	1.309	39.340	31.981	29.124		29.124						
Welfare Assistance													
Other, Human Services													
Housing Improvement Program													
HUMAN SERVICES	58.294	3.178	56.319	31.981	29.896		52.466						
Scholarships	14.470		25.362		0.292								
Johnson O'Malley			27.323	8.986								8.151	
Adult Education	1.451				0.772								
TribalyControlledComm.Colleges													
Other, Education													
EDUCATION	15.921		52.685	8.986	1.064							8.151	
Community Fire Protection													
PUBLIC SAFETY & JUSTICE													
Job Placement & Training	28.397		20.709		1.835								
Economic Development	1.258				2.254								
Road Maintenance													
COMMUNITY DEVELOP.	29.655		20.709		4.089								
Natural Resources, General	2.031	2.804			2.031								
Agriculture					2.471								
Forestry													
Water Resources					0.916								
Wildlife and Parks			32.240										
Minerals and Mining													
RESOURCES MANAGEMENT	2.031	2.804	32.240		5.418								
Trust Services, General													
Other Rights Protection													
Real Estate Services		1.869	20.578			17.487		1.490	10.932	2.210	2.185		38.490
Real Estate Appraisals													
Probate													
Environmental Quality Services													
ANILCA		0.654	1.259										
ANCSA													
TRUST SERVICES		2.523	21.837			17.487		1.490	10.932	2.210	2.185		38.490
Executive Direction													
Administrative Services													
Safety Management													
Common Support Services													
GENERAL ADMINISTRATION													
** GRAND TOTALS **	170.064	11.403	239.465	180.843	149.187	138.393	158.748	124.698	145.920	111.847	141.604	8.151	163.791

FY 2001 - PRESIDENT'S BUDGET - TRIBAL PRIORITY ALLOCATIONS

(Dollars in Thousands)

NOME AGENCY	AGENCY TOTAL	NOME AGENCY	KIANA TRADITIONAL COUNCIL	NOORVIK IRA COUNCIL	SELAWIK IRA COUNCIL	AMBLER	BUCKLAND	DEERING	KIVALINA	KOBUK	NOATAK	NOME ESKIMO COMMUNITY
Other Aid to Tribal Govt	629.116		92.380	85.798	22.235	47.133	72.524	87.698	44.746	108.113	68.489	
Consolid. Tribal Gov't Prgm-CTGP	83.163		9.269	13.579	11.146	8.562	8.763	7.417	8.824	6.666	8.937	
Self Governance												
New Tribes												
Tribal Courts												
TRIBAL GOVERNMENT	712.279		101.649	99.377	33.381	55.695	81.287	95.115	53.570	114.779	77.426	
Svcs. to Children, Elderly, Families	41.604											41.604
Indian Child Welfare Act	378.183		33.707	49.251	50.401	32.351	32.445	32.064	32.112	30.573	31.726	53.553
Welfare Assistance												
Other, Human Services												
Housing Improvement Program												
HUMAN SERVICES	419.787		33.707	49.251	50.401	32.351	32.445	32.064	32.112	30.573	31.726	95.157
Scholarships	27.972		0.000	(0.000)	5.131		12.624				10.217	
Johnson O'Malley	31.315											31.315
Adult Education	5.471						5.471					
TriballyControlledComm.Colleges												
Other, Education												
EDUCATION	64.758		0.000	(0.000)	5.131		18.095				10.217	31.315
Community Fire Protection												
PUBLIC SAFETY & JUSTICE												
Job Placement & Training	61.712		0.000	0.000	29.146		15.739				16.827	
Economic Development												
Road Maintenance												
COMMUNITY DEVELOP.	61.712		0.000	0.000	29.146		15.739				16.827	
Natural Resources, General	0.100				0.100							
Agriculture	22.264		(0.000)	0.000	10.246		5.810				6.208	
Forestry												
Water Resources												
Wildlife and Parks												
Minerals and Mining												
RESOURCES MANAGEMENT	22.364		(0.000)	0.000	10.346		5.810				6.208	
Trust Services, General												
Other Rights Protection												
Real Estate Services												
Real Estate Appraisals												
Probate												
Environmental Quality Services												
ANILCA												
ANCSA												
TRUST SERVICES												
Executive Direction	93.234	93.234										
Administrative Services	76.523	76.523										
Safety Management												
Common Support Services												
GENERAL ADMINISTRATION	169.757	169.757										
** GRAND TOTALS **	1,450.657	169.757	135.356	148.628	128.405	88.046	153.376	127.179	85.682	145.352	142.404	126.472

FY 2001 - PRESIDENT'S BUDGET - TRIBAL PRIORITY ALLOCATIONS

(Dollars in Thousands)

MIDWEST REGION	REGION TOTAL	FIELD OPS	SAC & FOX TRIBE OF IOWA	RED LAKE AGENCY	MINNESOTA AGENCY	MINNESOTA CHIPPEWA	WHITE EARTH	GREAT LAKES AGENCY	BAD RIVER	LAC COURTE OREILLES	LAC DU FLAMBEAU	FOREST COUNTY POTAWATOMI	RED CLIFF	ST. CROIX
Other Aid to Tribal Gov't	685.409	63.587	3.552			6.637	7.384	164.711	1.963	1.122		1.028	7.945	23.298
Consolid. Tribal Gov't Prgm-CTGP	10,581.770		211.836			197.456	1,734.708		197.229	157.793	12.585	56.135	439.228	300.632
Self Governance														
New Tribes	160.000													
Tribal Courts	738.377								14.172	38.244	75.651			
TRIBAL GOVERNMENT	12,165.556	63.587	215.388			204.093	1,742.092	164.711	213.364	197.159	88.236	57.163	447.173	323.930
Svcs. to Children, Elderly, Families	423.542	163.785							11.115	9.423				
Indian Child Welfare Act	404.305		50.362			0.841	73.251		69.771	60.716	44.464	42.031		
Welfare Assistance	6.175												6.175	
Other, Human Services	13.828								13.828					
Housing Improvement Program	118.134		18.995											
HUMAN SERVICES	965.984	163.785	69.357			0.841	73.251		94.714	70.139	44.464	42.031	6.175	
Scholarships	242.712						1.496				139.798	54.146		
Johnson O'Malley	813.775		24.506			281.759	100.792		43.987	81.491	54.513	19.699		
Adult Education	7.493						1.776				5.179			
TriballyControlledComm.Colleges														
Other, Education	492.757								13.829					
EDUCATION	1,556.737		24.506			281.759	104.064		57.816	81.491	199.490	73.845		
Community Fire Protection	72.964								25.099	26.052		7.769		
PUBLIC SAFETY & JUSTICE	72.964								25.099	26.052		7.769		
Job Placement & Training	49.451							13.418			27.236			
Economic Development	65.785	6.955												
Road Maintenance														
COMMUNITY DEVELOP.	115.236	6.955						13.418			27.236			
Natural Resources, General	6.263						6.263							
Agriculture														
Forestry	2,019.961			84.405	132.813	0.841	2.150	452.835	20.271	15.648	95.120	2.803		
Water Resources	3.926					3.459	0.467							
Wildlife and Parks	270.710										6.362			
Minerals and Mining														
RESOURCES MANAGEMENT	2,300.860			84.405	132.813	4.300	8.880	452.835	20.271	15.648	101.482	2.803		
Trust Services, General	31.867	31.867												
Other Rights Protection	428.368							194.985	18.326	80.029				
Real Estate Services	989.540	90.197			157.044			449.630	20.116	32.899	12.578			
Real Estate Appraisals	72.795							72.795						
Probate	35.021	35.021												
Environmental Quality Services	14.227	14.227												
ANILCA														
ANCSA														
TRUST SERVICES	1,571.818	171.312			157.044			717.410	38.442	112.928	12.578			
Executive Direction	315.538				77.601			113.324						
Administrative Services	1,021.658				296.221			489.386						
Safety Management														
Common Support Services														
GENERAL ADMINISTRATION	1,337.196				373.822			602.710						
** GRAND TOTALS **	20,086.351	405.639	309.251	84.405	663.679	490.993	1,928.287	1,951.084	449.706	503.417	473.486	183.611	453.348	323.930

FY 2001 - PRESIDENT'S BUDGET - TRIBAL PRIORITY ALLOCATIONS

(Dollars in Thousands)

MIDWEST REGION	SOKAOGON CHIPPEWA	STOCKBRIDGE MUNSEE	HO CHUNK NATION	UPPER SIOUX	PRAIRIE ISLAND	SHAKOPEE	LOWER SIOUX	MENOMINEE	MICHIGAN AGENCY	BAY MILLS	HANNAHVILLE	SAGINAW CHIPPEWA	KEWEENAW BAY	LAC VIEUX DESERT
Other Aid to Tribal Gov't	2.617	3.272	6.356	0.467	1.869	3.272	3.085	5.421	182.549	84.134	6.730	9.815	13.180	9.347
Consolid. Tribal Gov't Prgm-CTGP	165.658	243.049	542.337	94.334	163.706	150.077	153.319	179.747		527.843	319.565	408.472	506.005	344.237
Self Governance														
New Tribes														
Tribal Courts				3.879				552.179						
TRIBAL GOVERNMENT	168.275	246.321	548.693	98.680	165.575	153.349	156.404	737.347	182.549	611.977	326.295	418.287	519.185	353.584
Svcs. to Children, Elderly, Families	14.272			11.788	1.309			179.851						
Indian Child Welfare Act				33.036										
Welfare Assistance														
Other, Human Services														
Housing Improvement Program		3.279								52.209				
HUMAN SERVICES	14.272	3.279		44.824	1.309			179.851		52.209				
Scholarships				14.768						0.556				
Johnson O'Malley				8.051	0.964	14.669	11.302	129.027		0.372	16.302			
Adult Education				0.538										
TriballyControlledComm.Colleges														
Other, Education				1.040				453.638						
EDUCATION				24.397	0.964	14.669	11.302	582.665		0.928	16.302			
Community Fire Protection								14.044						
PUBLIC SAFETY & JUSTICE								14.044						
Job Placement & Training				8.425						0.372				
Economic Development				4.400				54.430						
Road Maintenance														
COMMUNITY DEVELOP.				12.825				54.430		0.372				
Natural Resources, General														
Agriculture														
Forestry								1,151.924	61.151					
Water Resources														
Wildlife and Parks								146.118					118.230	
Minerals and Mining														
RESOURCES MANAGEMENT								1,298.042	61.151				118.230	
Trust Services, General														
Other Rights Protection								135.028						
Real Estate Services								109.464	117.612					
Real Estate Appraisals														
Probate														
Environmental Quality Services														
ANILCA														
ANCSA														
TRUST SERVICES								244.492	117.612					
Executive Direction									124.613					
Administrative Services									236.051					
Safety Management														
Common Support Services														
GENERAL ADMINISTRATION									360.664					
** GRAND TOTALS **	182.547	249.600	548.693	180.726	167.848	168.018	167.708	3,110.871	721.976	665.486	342.597	418.287	637.415	353.584

FY 2001 - PRESIDENT'S BUDGET - TRIBAL PRIORITY ALLOCATIONS

(Dollars in Thousands)

MIDWEST REGION	HURON POTAWATOMI	POKAGON BAND OF POTAWATOMI	LITTLE RIVER BAND OF OTTAWA	LITTLE TRAVERSE BAY BAND of OTTAWA	MATCH-E-BE-NASH-SHE-WISH
Other Aid to Tribal Gov't	7.010	18.134	15.330	31.594	
Consolid. Tribal Gov't Prgm-CTGP	169.621	1,336.925	688.343	1,280.930	
Self Governance					
New Tribes					160.000
Tribal Courts			24.299	29.953	
TRIBAL GOVERNMENT	176.631	1,355.059	727.972	1,342.477	160.000
Svcs. to Children, Elderly, Families		31.999			
Indian Child Welfare Act				29.833	
Welfare Assistance					
Other, Human Services					
Housing Improvement Program	11.626	32.025			
HUMAN SERVICES	11.626	64.024		29.833	
Scholarships		31.948			
Johnson O'Malley		17.793	4.473	4.075	
Adult Education					
TriballyControlledComm.Colleges					
Other, Education			24.250		
EDUCATION		49.741	28.723	4.075	
Community Fire Protection					
PUBLIC SAFETY & JUSTICE					
Job Placement & Training					
Economic Development					
Road Maintenance					
COMMUNITY DEVELOP.					
Natural Resources, General					
Agriculture					
Forestry					
Water Resources					
Wildlife and Parks					
Minerals and Mining					
RESOURCES MANAGEMENT					
Trust Services, General					
Other Rights Protection					
Real Estate Services					
Real Estate Appraisals					
Probate					
Environmental Quality Services					
ANILCA					
ANCSA					
TRUST SERVICES					
Executive Direction					
Administrative Services					
Safety Management					
Common Support Services					
GENERAL ADMINISTRATION					
** GRAND TOTALS **	188.257	1,468.824	756.695	1,376.385	160.000

FY 2001 - PRESIDENT'S BUDGET - TRIBAL PRIORITY ALLOCATIONS

(Dollars in Thousands)

EASTERN OKLAHOMA REGION	REGION TOTAL	FIELD OPS	CHICKASAW AGENCY	MIAMI AGENCY	QUAPAW TRIBE	OTTAWA TRIBE of OKLAHOMA	SENECA-CAYUGA TRIBE	PEORIA TRIBE	OSAGE AGENCY	OSAGE NATION	OKMULGEE AGENCY	ALABAMA QUASSARTE	KIALEGEE	THLOPTHLOCCO
Other Aid to Tribal Gov't	2,013.585	186.786		54.938	4.487	177.083	0.935	133.026		1.963		218.139	228.661	195.015
Consolid. Tribal Gov't Prgm-CTGP	978.438				244.834		202.793			530.811				
Self Governance														
New Tribes														
Tribal Courts	300.027		72.253	70.734					10.233	65.518				
TRIBAL GOVERNMENT	3,292.050	186.786	72.253	125.672	249.321	177.083	203.728	133.026	10.233	598.292		218.139	228.661	195.015
Svcs. to Children, Elderly, Families	329.749	69.341				10.588	14.910	1.393		5.801				
Indian Child Welfare Act	418.753				1.163	19.184	48.536	49.798		89.996		30.347	31.398	54.198
Welfare Assistance														
Other, Human Services														
Housing Improvement Program	51.904				1.095			16.881		33.928				
HUMAN SERVICES	800.406	69.341			2.258	29.772	63.446	68.072		129.725		30.347	31.398	54.198
Scholarships	457.473				5.564	9.353		46.956		37.297				
Johnson O'Malley	1,216.777						4.878			131.496				
Adult Education	40.525					0.398		0.598						
TriballyControlledComm.Colleges														
Other, Education														
EDUCATION	1,714.775				5.564	9.751	4.878	47.554		168.793				
Community Fire Protection														
PUBLIC SAFETY & JUSTICE														
Job Placement & Training	208.378	3.039		4.022		5.268		4.771						
Economic Development	91.786		8.298			12.571								
Road Maintenance														
COMMUNITY DEVELOP.	300.164	3.039	8.298	4.022		17.839		4.771						
Natural Resources, General	244.325		77.563	53.216					113.546					
Agriculture	176.664		118.953	0.136										
Forestry	0.000			0.000										
Water Resources														
Wildlife and Parks	38.357													
Minerals and Mining	1,553.624								1,553.624					
RESOURCES MANAGEMENT	2,012.970		196.516	53.352					1,667.170					
Trust Services, General	49.540	45.350				4.190								
Other Rights Protection														
Real Estate Services	935.509	453.882	178.696	28.975					194.375					
Real Estate Appraisals	340.318	129.875	62.326	61.987		0.837			66.569					
Probate	28.335			28.335										
Environmental Quality Services	46.628	46.628												
ANILCA														
ANCSA														
TRUST SERVICES	1,400.330	675.735	241.022	119.297		5.027			260.944					
Executive Direction	876.851	23.889	120.458	157.202		3.353			126.890		243.487			
Administrative Services	333.704		108.155			4.190			60.031		43.040			
Safety Management	0.993			0.996										
Common Support Services														
GENERAL ADMINISTRATION	1,211.548	23.889	228.613	158.198		7.543			186.921		286.527			
** GRAND TOTALS **	10,732.243	958.790	746.702	460.541	257.143	247.015	272.052	253.423	2,125.268	896.810	286.527	248.486	260.059	249.213

FY 2001 - PRESIDENT'S BUDGET - TRIBAL PRIORITY ALLOCATIONS

(Dollars in Thousands)

EASTERN OKLAHOMA REGION	TALIHINA AGENCY	DELAWARE-CHEROKEE TRIBE of OK	UNITED KEETOOWAH CHEROKEE	WEWOKA AGENCY	SEMINOLE NATION of OKLAHOMA	CREEK NATION OF OKLAHOMA
Other Aid to Tribal Gov't		241.390	82.017		489.145	
Consolid. Tribal Gov't Prgm-CTGP						
Self Governance						
New Tribes						
Tribal Courts				81.289		
TRIBAL GOVERNMENT		241.390	82.017	81.289	489.145	
Svcs. to Children, Elderly, Families				227.716		
Indian Child Welfare Act					94.133	
Welfare Assistance						
Other, Human Services						
Housing Improvement Program						
HUMAN SERVICES				227.716	94.133	
Scholarships					358.303	
Johnson O'Malley					140.084	940.319
Adult Education					39.529	
TriballyControlledComm.Colleges						
Other, Education						
EDUCATION					537.916	940.319
Community Fire Protection						
PUBLIC SAFETY & JUSTICE						
Job Placement & Training				191.278		
Economic Development				70.917		
Road Maintenance						
COMMUNITY DEVELOP.				262.195		
Natural Resources, General						
Agriculture				57.575		
Forestry						
Water Resources						
Wildlife and Parks					38.357	
Minerals and Mining						
RESOURCES MANAGEMENT				57.575	38.357	
Trust Services, General						
Other Rights Protection						
Real Estate Services				79.581		
Real Estate Appraisals				18.724		
Probate						
Environmental Quality Services						
ANILCA						
ANCSA						
TRUST SERVICES				98.305		
Executive Direction	105.176			96.396		
Administrative Services	3.799			114.489		
Safety Management	(0.003)					
Common Support Services						
GENERAL ADMINISTRATION	108.972			210.885		
** GRAND TOTALS **	108.972	241.390	82.017	937.965	1,159.551	940.319

FY 2001 - PRESIDENT'S BUDGET - TRIBAL PRIORITY ALLOCATIONS

(Dollars in Thousands)

WESTERN REGION	REGION TOTAL	FIELD OPS	COLORADO RIVER AGENCY	COLORADO RIVER TRIBE	FORT MOHAVE	CHEMEHUEVI	FORT APACHE AGENCY	WHITE MOUNTAIN APACHE	PAPAGO AGENCY	TOHONO O'ODHAM	SALT RIVER AGENCY	FORT MCDOWELL	PASCUA YAQUI	PIMA AGENCY
Other Aid to Tribal Gov't	3,842.225	259.995	172.000		2.168	0.835	281.914		147.345				31.127	155.894
Consolid. Tribal Gov't Prgm-CTGP	6,065.652												1,148.828	
Self Governance														
New Tribes														
Tribal Courts	1,962.846			142.169	70.538	19.032		354.278		282.536				
TRIBAL GOVERNMENT	11,870.723	259.995	172.000	142.169	72.706	19.867	281.914	354.278	147.345	282.536			1,179.955	155.894
Svcs. to Children, Elderly, Families	4,343.821	169.491		174.138	122.709			427.178		802.780				
Indian Child Welfare Act	1,568.907			50.499	50.977	34.479		71.002		160.646		5.818		
Welfare Assistance														
Other, Human Services	7.866													
Housing Improvement Program														
HUMAN SERVICES	5,920.594	169.491		224.637	173.686	34.479		498.180		963.426		5.818		
Scholarships	2,347.627			123.082	113.309	58.945		272.773		706.437				
Johnson O'Malley	1,473.209			57.365	27.595			276.843		153.117		23.237	149.019	
Adult Education	162.297				0.965	1.737		79.244		7.835				
TribaltyControlledComm.Colleges														
Other, Education														
EDUCATION	3,983.133			180.447	141.869	60.682		628.860		867.389		23.237	149.019	
Community Fire Protection	99.285							95.450						
PUBLIC SAFETY & JUSTICE	99.285							95.450						
Job Placement & Training	1,458.413			96.931	42.760	42.280		207.693		477.809				
Economic Development	441.969		54.802				6.024			233.920				
Road Maintenance														
COMMUNITY DEVELOP.	1,900.382		54.802	96.931	42.760	42.280	6.024	207.693		711.729				
Natural Resources, General	925.302						239.289	39.840						
Agriculture	2,894.898		138.045	54.259	97.985	47.723	214.771	211.934	631.169	88.105				15.789
Forestry	3,417.723						2,128.524							
Water Resources	369.925			191.880				61.279		113.778				
Wildlife and Parks	155.179			0.795				68.734						
Minerals and Mining	176.386													
RESOURCES MANAGEMENT	7,939.413		138.045	246.934	97.985	47.723	2,582.584	381.787	631.169	201.883				15.789
Trust Services, General														
Other Rights Protection	361.509	361.399												
Real Estate Services	2,047.719	144.237	124.766	63.187	65.972	82.771	0.109	48.750	112.113		80.015			354.496
Real Estate Appraisals	579.893	579.893												
Probate	109.190		62.043											
Environmental Quality Services	356.697	186.329					166.887	3.481						
ANILCA														
ANCSA														
TRUST SERVICES	3,455.008	1,271.858	186.809	63.187	65.972	82.771	166.996	52.231	112.113		80.015			354.496
Executive Direction	1,866.057	0.062	155.187				210.826		105.892		206.970			116.766
Administrative Services	2,071.770		128.063				187.815		105.915		201.587			226.497
Safety Management														
Common Support Services														
GENERAL ADMINISTRATION	3,937.827	0.062	283.250				398.641		211.807		408.557			343.263
** GRAND TOTALS **	39,106.365	1,701.406	834.906	954.305	594.978	287.802	3,436.159	2,218.479	1,102.434	3,026.963	488.572	29.055	1,328.974	869.442

FY 2001 - PRESIDENT'S BUDGET - TRIBAL PRIORITY ALLOCATIONS

(Dollars in Thousands)

WESTERN REGION	AK-CHIN	GILA RIVER	SAN CARLOS AGENCY	SAN CARLOS APACHE TRIBE	WESTERN NEVADA AGENCY	FALLON	FORT MCDERMITT	LOVELOCK	PYRAMID LAKE	RENO SPARKS	SUMMIT LAKE	WALKER RIVER	WINNEMUCCA	YERINGTON
Other Aid to Tribal Gov't	8.973	7.291	99.259	44.949	209.929	4.721	25.114	40.517	0.841	12.699	2.524	0.187	120.136	0.293
Consolid. Tribal Gov't Prgm-CTGP	261.805	423.216				49.997			80.982	44.092	118.733	81.304		
Self Governance														
New Tribes														
Tribal Courts		3.193		256.417	46.108	42.071	48.894	31.242	111.192	61.115		67.604		30.803
TRIBAL GOVERNMENT	270.778	433.700	99.259	301.366	256.037	96.789	74.008	71.759	193.015	117.906	121.257	149.095	120.136	31.096
Svcs. to Children, Elderly, Families		356.044		519.645	149.955	166.876	100.556	56.802	106.794	56.798		89.583		44.928
Indian Child Welfare Act		80.749		95.496	(0.176)	43.206	49.075	32.522	54.391	43.904	29.124	47.703	29.400	30.298
Welfare Assistance														
Other, Human Services				7.866		0.000								
Housing Improvement Program														
HUMAN SERVICES		436.793		623.007	149.779	210.082	149.631	89.324	161.185	100.702	29.124	137.286	29.400	75.226
Scholarships				654.988	27.123									81.907
Johnson O'Malley		135.041		262.844		25.770	12.708	7.192	36.227	26.976		24.700		14.912
Adult Education				72.516										
TriballyControlledComm.Colleges														
Other, Education														
EDUCATION		135.041		990.348	27.123	25.770	12.708	7.192	36.227	26.976		24.700		96.819
Community Fire Protection			3.835											
PUBLIC SAFETY & JUSTICE			3.835											
Job Placement & Training				319.930	7.057									2.857
Economic Development			75.465	6.577										
Road Maintenance														
COMMUNITY DEVELOP.			75.465	326.507	7.057									2.857
Natural Resources, General			172.321	6.477	378.799						15.601			
Agriculture			731.000	15.865										
Forestry			0.202	964.270										
Water Resources									2.590			0.398		
Wildlife and Parks				81.402										
Minerals and Mining									7.889					
RESOURCES MANAGEMENT			903.523	1,068.014	378.799				10.479		15.601	0.398		
Trust Services, General														
Other Rights Protection														
Real Estate Services			156.248	31.286	170.988									
Real Estate Appraisals														
Probate														
Environmental Quality Services														
ANILCA														
ANCSA														
TRUST SERVICES			156.248	31.286	170.988									
Executive Direction			124.703		211.947									
Administrative Services			252.422		78.179									
Safety Management														
Common Support Services														
GENERAL ADMINISTRATION			377.125		290.126									
** GRAND TOTALS **	270.778	1,005.534	1,615.455	3,340.528	1,279.909	332.641	236.347	168.275	400.906	245.584	165.982	311.479	149.536	205.998

FY 2001 - PRESIDENT'S BUDGET - TRIBAL PRIORITY ALLOCATIONS

(Dollars in Thousands)

WESTERN REGION	YOMBA	WASHOE	UINTAH & OURAY	SKULL VALLEY	UTE INDIAN TRIBE	FORT YUMA	COCOPAH	QUECHAN	EASTERN NEVADA	TE-MOAK	GOSHUTE	HOPI AGENCY	HOPI TRIBE	TRUXTON CANON
Other Aid to Tribal Gov't	3.832	7.000	0.000	122.719		39.314	31.115	96.546	68.384	312.168	86.659		49.728	158.677
Consolid. Tribal Gov't Prgm-CTGP	109.523												2,505.443	
Self Governance														
New Tribes														
Tribal Courts		83.902			111.301		81.427		3.159	97.552	18.313			
TRIBAL GOVERNMENT	113.355	90.902	0.000	122.719	111.301	39.314	112.542	96.546	71.543	409.720	104.972		2,555.171	158.677
Svcs. to Children, Elderly, Families		62.339	83.419	9.453	139.165		106.847	50.417	55.595	106.341	37.655			100.351
Indian Child Welfare Act	1.292	56.345		29.224	67.537		43.393	68.852		148.567	32.640		2.524	
Welfare Assistance														
Other, Human Services														
Housing Improvement Program														
HUMAN SERVICES	1.292	118.684	83.419	38.677	206.702		150.240	119.269	55.595	254.908	70.295		2.524	100.351
Scholarships		69.589		1.888	54.595		9.585	50.077		90.512	27.705			
Johnson O'Malley	2.584	42.748	59.342		13.453		17.459	51.245		30.909	5.072		11.133	
Adult Education														
TriballyControlledComm.Colleges														
Other, Education														
EDUCATION	2.584	112.337	59.342	1.888	68.048		27.044	101.322		121.421	32.777		11.133	
Community Fire Protection														
PUBLIC SAFETY & JUSTICE														
Job Placement & Training		32.807		2.286	86.351		24.221	65.604		31.663	18.164			
Economic Development						15.139							50.042	
Road Maintenance														
COMMUNITY DEVELOP.		32.807		2.286	86.351	15.139	24.221	65.604		31.663	18.164		50.042	
Natural Resources, General	1.258									16.369				44.472
Agriculture			167.571			109.659			26.228		28.396			129.497
Forestry			256.115											1.054
Water Resources														
Wildlife and Parks									4.056	0.192				
Minerals and Mining			168.497											
RESOURCES MANAGEMENT	1.258		592.183			109.659			30.284	16.561	28.396			175.023
Trust Services, General														
Other Rights Protection			0.110											
Real Estate Services			296.442			115.969			59.781					50.615
Real Estate Appraisals			0.000											
Probate						47.147								
Environmental Quality Services														
ANILCA														
ANCSA														
TRUST SERVICES			296.552			163.116			59.781					50.615
Executive Direction			131.944			79.019			140.957			92.861		120.024
Administrative Services			145.841			94.431			132.881			301.104		158.065
Safety Management														
Common Support Services														
GENERAL ADMINISTRATION			277.785			173.450			273.838			393.965		278.089
** GRAND TOTALS **	118.489	354.730	1,309.281	165.570	472.402	500.678	314.047	382.741	491.041	834.273	254.604	393.965	2,618.870	762.755

FY 2001 - PRESIDENT'S BUDGET - TRIBAL PRIORITY ALLOCATIONS

(Dollars in Thousands)

WESTERN REGION	YAVAPAI APACHE	HAVASUPAI	HUALAPAI	YAVAPAI PRESCOTT	TONTO APACHE	SOUTHERN PAIUTE	KAIBAB PAIUTE	LAS VEGAS	MOAPA	SAN JUAN PAIUTE	UTAH PAIUTE
Other Aid to Tribal Gov't	2.804		11.591	1.028	0.935	120.468	135.499	90.203	113.197	231.825	529.822
Consolid. Tribal Gov't Prgm-CTGP	247.352	194.223	584.343	119.127	96.684						
Self Governance											
New Tribes											
Tribal Courts											
TRIBAL GOVERNMENT	250.156	194.223	595.934	120.155	97.619	120.468	135.499	90.203	113.197	231.825	529.822
Svcs. to Children, Elderly, Families	1.550	2.515	109.813	16.307	15.475	0.367				90.437	11.498
Indian Child Welfare Act	46.958	46.621		6.457	6.544		29.611	34.454	36.747		2.028
Welfare Assistance											
Other, Human Services											
Housing Improvement Program											
HUMAN SERVICES	48.508	49.136	109.813	22.764	22.019	0.367	29.611	34.454	36.747	90.437	13.526
Scholarships			0.093								5.019
Johnson O'Malley			4.461								1.257
Adult Education											
TriballyControlledComm.Colleges											
Other, Education											
EDUCATION			4.554								6.276
Community Fire Protection											
PUBLIC SAFETY & JUSTICE											
Job Placement & Training											
Economic Development											
Road Maintenance											
COMMUNITY DEVELOP.											
Natural Resources, General			10.876								
Agriculture			83.548			103.354					
Forestry			67.558								
Water Resources											
Wildlife and Parks											
Minerals and Mining											
RESOURCES MANAGEMENT			161.982			103.354					
Trust Services, General											
Other Rights Protection											
Real Estate Services						89.974					
Real Estate Appraisals											
Probate											
Environmental Quality Services											
ANILCA											
ANCSA											
TRUST SERVICES						89.974					
Executive Direction						168.899					
Administrative Services						58.970					
Safety Management											
Common Support Services											
GENERAL ADMINISTRATION						227.869					
** GRAND TOTALS **	298.664	243.359	872.283	142.919	119.638	542.032	165.110	124.657	149.944	322.262	549.624

FY 2001 - PRESIDENT'S BUDGET - TRIBAL PRIORITY ALLOCATIONS

(Dollars in Thousands)

PACIFIC REGION	REGION TOTAL	FIELD OPS	CENTRAL CALIFORNIA SUMMARY	NORTHERN CALIFORNIA SUMMARY	PALM SPRINGS FIELD OFFICE	AGUA CALIENTE	SOUTHERN CALIFORNIA SUMMARY
Other Aid to Tribal Gov't	6,652.289	251.911	1,458.008	1,661.501	48.744	95.959	3,136.166
Consolid. Tribal Gov't Prgm-CTGP	10,101.237		8,771.642	650.503			679.092
Self Governance							
New Tribes	0.000			0.000			
Tribal Courts	4.743		4.743				
TRIBAL GOVERNMENT	16,758.269	251.911	10,234.393	2,312.004	48.744	95.959	3,815.258
Svcs. to Children, Elderly, Families	694.308	87.941	152.274	134.749			319.344
Indian Child Welfare Act	1,693.197		394.015	550.850		30.178	718.154
Welfare Assistance	18.021		10.551	7.470			
Other, Human Services	70.413		11.412	4.817			54.184
Housing Improvement Program	117.360		19.422	59.094			38.844
HUMAN SERVICES	2,593.299	87.941	587.674	756.980		30.178	1,130.526
Scholarships	231.715	0.575	54.810	76.822			99.508
Johnson O'Malley	214.813	5.730	103.600	32.299			73.184
Adult Education	142.397	4.254	31.292	3.984			102.867
TriballyControlledComm.Colleges							
Other, Education	57.613		6.972				50.641
EDUCATION	646.538	10.559	196.674	113.105			326.200
Community Fire Protection	390.089		30.869	36.707			322.513
PUBLIC SAFETY & JUSTICE	390.089		30.869	36.707			322.513
Job Placement & Training	339.144		146.734	87.289			105.121
Economic Development	183.813	90.937	6.809	20.919			65.148
Road Maintenance	72.732			8.978		19.429	44.325
COMMUNITY DEVELOP.	595.689	90.937	153.543	117.186		19.429	214.594
Natural Resources, General	43.505		34.693	8.812			
Agriculture	114.617		92.114	0.000			22.503
Forestry	316.508		138.742	98.899			78.867
Water Resources	179.599						179.599
Wildlife and Parks	34.288		9.689			0.964	23.635
Minerals and Mining							
RESOURCES MANAGEMENT	688.517		275.238	107.711		0.964	304.604
Trust Services, General							
Other Rights Protection	261.568	80.031	8.756	55.171			117.610
Real Estate Services	1,293.015	2.640	441.092	145.586	450.725		252.972
Real Estate Appraisals	224.402	97.582		0.598	126.222		
Probate							
Environmental Quality Services	218.942	74.918	73.203				70.821
ANILCA							
ANCSA							
TRUST SERVICES	1,997.927	255.171	523.051	201.355	576.947		441.403
Executive Direction	532.932		156.279	107.390	123.219		146.044
Administrative Services	537.173		210.632	108.575	81.435		136.531
Safety Management							
Common Support Services	1.247	1.247					
GENERAL ADMINISTRATION	1,071.352	1.247	366.911	215.965	204.654		282.575
** GRAND TOTALS **	24,741.680	697.766	12,368.353	3,861.013	830.345	146.530	6,837.673

FY 2001 - PRESIDENT'S BUDGET - TRIBAL PRIORITY ALLOCATIONS

(Dollars in Thousands)

CENTRAL CALIFORNIA SUMMARY	AGENCY TOTAL	CENTRAL CALIFORNIA AGENCY	IONE MIWUK	PASKENTA	AUBURN	SCOTTS VALLEY	BERRY CREEK	GUIDIVILLE	BIG SANDY	BIG VALLEY	BUENA VISTA	LYTTON	COLD SPRINGS
Other Aid to Tribal Gov't	1,458.008	777.028						119.606					
Consolid. Tribal Gov't Prgm-CTGP	8,771.642		185.499	191.123	192.188	186.863	188.628		183.755	217.047	182.854	189.323	183.009
Self Governance													
New Tribes													
Tribal Courts	4.743							4.743					
TRIBAL GOVERNMENT	10,234.393	777.028	185.499	191.123	192.188	186.863	188.628	124.349	183.755	217.047	182.854	189.323	183.009
Svcs. to Children, Elderly, Families	152.274	151.888											
Indian Child Welfare Act	394.015							29.970					
Welfare Assistance	10.551							6.856					
Other, Human Services	11.412												
Housing Improvement Program	19.422												
HUMAN SERVICES	587.674	151.888						36.826					
Scholarships	54.810	(0.000)						12.746					
Johnson O'Malley	103.600							38.667					
Adult Education	31.292							2.067					
TriballyControlledComm.Colleges													
Other, Education	6.972												
EDUCATION	196.674	(0.000)						53.480					
Community Fire Protection	30.869	(0.000)						0.778					
PUBLIC SAFETY & JUSTICE	30.869	(0.000)						0.778					
Job Placement & Training	146.734	76.890						4.465					
Economic Development	6.809												
Road Maintenance													
COMMUNITY DEVELOP.	153.543	76.890						4.465					
Natural Resources, General	34.693												
Agriculture	92.114	73.383						0.284					
Forestry	138.742	59.103						0.365					
Water Resources													
Wildlife and Parks	9.689												
Minerals and Mining													
RESOURCES MANAGEMENT	275.238	132.486						0.649					
Trust Services, General													
Other Rights Protection	8.756	0.022						0.092					
Real Estate Services	441.092	278.063						0.312					
Real Estate Appraisals													
Probate													
Environmental Quality Services	73.203	72.995						0.052					
ANILCA													
ANCSA													
TRUST SERVICES	523.051	351.080						0.456					
Executive Direction	156.279	156.279											
Administrative Services	210.632	210.632											
Safety Management													
Common Support Services													
GENERAL ADMINISTRATION	366.911	366.911											
** GRAND TOTALS **	12,368.353	1,856.283	185.499	191.123	192.188	186.863	188.628	221.003	183.755	217.047	182.854	189.323	183.009

FY 2001 - PRESIDENT'S BUDGET - TRIBAL PRIORITY ALLOCATIONS

(Dollars In Thousands)

CENTRAL CALIFORNIA SUMMARY	COLUSA	CORTINA	CLOVERDALE	ENTERPRISE	DRY CREEK	ENTERPRISE	GRINDSTONE	BENTON	HOPLAND	JACKSON	CHICKEN RANCH	CAHTO (Laytonville)	FORT INDEPENDENCE
Other Aid to Tribal Gov't				120.428									
Consolid. Tribal Gov't Prgm-CTGP	183.813	179.509	208.479		155.753	185.560	184.911	186.096	174.934	124.559	183.519	189.864	190.309
Self Governance													
New Tribes													
Tribal Courts													
TRIBAL GOVERNMENT	183.813	179.509	208.479	120.428	155.753	185.560	184.911	186.096	174.934	124.559	183.519	189.864	190.309
Svcs. to Children, Elderly, Families													
Indian Child Welfare Act				32.484	29.970				29.970	49.355			
Welfare Assistance													
Other, Human Services													
Housing Improvement Program													
HUMAN SERVICES				32.484	29.970				29.970	49.355			
Scholarships				4.931									
Johnson O'Malley				19.386									
Adult Education				2.067									
TriballyControlledComm.Colleges													
Other, Education													
EDUCATION				26.384									
Community Fire Protection				0.778									
PUBLIC SAFETY & JUSTICE				0.778									
Job Placement & Training				8.193									
Economic Development													
Road Maintenance													
COMMUNITY DEVELOP.				8.193									
Natural Resources, General													
Agriculture				0.636									
Forestry				0.816									
Water Resources													
Wildlife and Parks				0.022									
Minerals and Mining													
RESOURCES MANAGEMENT				1.474									
Trust Services, General													
Other Rights Protection				0.092									
Real Estate Services				0.389									
Real Estate Appraisals													
Probate													
Environmental Quality Services				0.052									
ANILCA													
ANCSA													
TRUST SERVICES				0.533									
Executive Direction													
Administrative Services													
Safety Management													
Common Support Services													
GENERAL ADMINISTRATION													
** GRAND TOTALS **	183.813	179.509	208.479	190.274	185.723	185.560	184.911	186.096	204.904	173.914	183.519	189.864	190.309

FY 2001 - PRESIDENT'S BUDGET - TRIBAL PRIORITY ALLOCATIONS

(Dollars in Thousands)

CENTRAL CALIFORNIA SUMMARY	MANCHESTER	MIDDLETOWN	BIG PINE	CHOOPDA (CHICO RANCHERIA)	NORTH FORK	PICAYUNE	PINOLEVILLE	POTTER VALLEY	REDWOOD VALLEY	ROUND VALLEY (COVELO)	RUMSEY	SANTA ROSA	GREENVILLE
Other Aid to Tribal Gov't				172.171						64.181		63.760	
Consolid. Tribal Gov't Prgm-CTGP	153.775	188.994	204.888		206.471	258.935	195.123	198.390	205.050		190.132		217.110
Self Governance													
New Tribes													
Tribal Courts													
TRIBAL GOVERNMENT	153.775	188.994	204.888	172.171	206.471	258.935	195.123	198.390	205.050	64.181	190.132	63.760	217.110
Svcs. to Children, Elderly, Families													
Indian Child Welfare Act	29.970			0.746						40.778			
Welfare Assistance													
Other, Human Services										5.643			
Housing Improvement Program				19.422									
HUMAN SERVICES	29.970			20.168						46.421			
Scholarships				4.931						5.123			
Johnson O'Malley				0.795						25.610			
Adult Education				2.067						2.067			
TribalyControlledComm.Colleges													
Other, Education										6.972			
EDUCATION				7.793						39.772			
Community Fire Protection				0.778						0.778			
PUBLIC SAFETY & JUSTICE				0.778						0.778			
Job Placement & Training				12.191						44.995			
Economic Development										6.809			
Road Maintenance													
COMMUNITY DEVELOP.				12.191						51.804			
Natural Resources, General										34.693			
Agriculture				0.400						12.239			
Forestry				0.514						20.194			
Water Resources													
Wildlife and Parks										6.194			
Minerals and Mining													
RESOURCES MANAGEMENT				0.914						73.320			
Trust Services, General													
Other Rights Protection				0.092						0.092			
Real Estate Services				0.312						33.152		124.097	
Real Estate Appraisals													
Probate													
Environmental Quality Services				0.052						0.052			
ANILCA													
ANCSA													
TRUST SERVICES				0.456						33.296		124.097	
Executive Direction													
Administrative Services													
Safety Management													
Common Support Services													
GENERAL ADMINISTRATION													
** GRAND TOTALS **	183.745	188.994	204.888	214.471	206.471	258.935	195.123	198.390	205.050	309.572	190.132	187.857	217.110

FY 2001 - PRESIDENT'S BUDGET - TRIBAL PRIORITY ALLOCATIONS

(Dollars In Thousands)

CENTRAL CALIFORNIA SUMMARY	SHINGLE SPRINGS	STEWARTS POINT	BISHOP	TABLE MOUNTAIN	TULE RIVER	LONE PINE	MOORETOWN	SHEEP RANCH	SHERWOOD VALLEY	ELEM INDIAN COLONY	TUOLUMNE	UPPER LAKE	COYOTE VALLEY
Other Aid to Tribal Gov't					140.834								
Consolid. Tribal Gov't Prgm-CTGP	190.984	149.441	260.524	188.897		183.639	279.304	215.420	196.017	188.914	135.703	175.626	161.576
Self Governance													
New Tribes													
Tribal Courts													
TRIBAL GOVERNMENT	190.984	149.441	260.524	188.897	140.834	183.639	279.304	215.420	196.017	188.914	135.703	175.626	161.576
Svcs. to Children, Elderly, Families					0.386								
Indian Child Welfare Act		29.970			43.147						43.709		33.946
Welfare Assistance					3.695								
Other, Human Services					5.769								
Housing Improvement Program													
HUMAN SERVICES		29.970			52.997						43.709		33.946
Scholarships					27.079								
Johnson O'Malley					19.142								
Adult Education					23.024								
TriballyControlledComm.Colleges													
Other, Education													
EDUCATION					69.245								
Community Fire Protection					27.757								
PUBLIC SAFETY & JUSTICE					27.757								
Job Placement & Training													
Economic Development													
Road Maintenance													
COMMUNITY DEVELOP.													
Natural Resources, General													
Agriculture					5.172								
Forestry					57.750								
Water Resources													
Wildlife and Parks					3.473								
Minerals and Mining													
RESOURCES MANAGEMENT					66.395								
Trust Services, General													
Other Rights Protection					8.366								
Real Estate Services					4.767								
Real Estate Appraisals													
Probate													
Environmental Quality Services													
ANILCA													
ANCSA													
TRUST SERVICES					13.133								
Executive Direction													
Administrative Services													
Safety Management													
Common Support Services													
GENERAL ADMINISTRATION													
** GRAND TOTALS **	190.984	179.411	260.524	188.897	370.361	183.639	279.304	215.420	196.017	188.914	179.412	175.626	195.522

FY 2001 - PRESIDENT'S BUDGET - TRIBAL PRIORITY ALLOCATIONS

(Dollars in Thousands)

CENTRAL CALIFORNIA SUMMARY	BRIDGEPORT PAIUTE	DEATH VALLEY TIMBI-SHA SHOSHONE
Other Aid to Tribal Gov't		
Consolid. Tribal Gov't Prgm-CTGP	191.765	187.369
Self Governance		
New Tribes		
Tribal Courts		
TRIBAL GOVERNMENT	191.765	187.369
Svcs. to Children, Elderly, Families		
Indian Child Welfare Act		
Welfare Assistance		
Other, Human Services		
Housing Improvement Program		
HUMAN SERVICES		
Scholarships		
Johnson O'Malley		
Adult Education		
TribaltyControlledComm.Colleges		
Other, Education		
EDUCATION		
Community Fire Protection		
PUBLIC SAFETY & JUSTICE		
Job Placement & Training		
Economic Development		
Road Maintenance		
COMMUNITY DEVELOP.		
Natural Resources, General		
Agriculture		
Forestry		
Water Resources		
Wildlife and Parks		
Minerals and Mining		
RESOURCES MANAGEMENT		
Trust Services, General		
Other Rights Protection		
Real Estate Services		
Real Estate Appraisals		
Probate		
Environmental Quality Services		
ANILCA		
ANCSA		
TRUST SERVICES		
Executive Direction		
Administrative Services		
Safety Management		
Common Support Services		
GENERAL ADMINISTRATION		
** GRAND TOTALS **	191.765	187.369

FY 2001 - PRESIDENT'S BUDGET - TRIBAL PRIORITY ALLOCATIONS

(Dollars in Thousands)

NORTHERN CALIFORNIA SUMMARY	AGENCY TOTAL	NORTHERN CALIFORNIA AGENCY	ALTURAS	FORT BIDWELL	PIT RIVER	SUSANVILLE	BIG LAGOON	RESIGHINI	BLUE LAKE	ELK VALLEY	ROHNERVILLE	QUARTZ VALLEY	SMITH RIVER
Other Aid to Tribal Gov't	1,661.501	261.877	129.399	134.518	90.029	122.300	139.142	137.498	6.267	168.988	18.500	58.309	
Consolid. Tribal Gov't Prgm-CTGP	650.503								187.740		181.600	109.320	171.843
Self Governance													
New Tribes	0.000								0.000	0.000	0.000	0.000	0.000
Tribal Courts													
TRIBAL GOVERNMENT	2,312.004	261.877	129.399	134.518	90.029	122.300	139.142	137.498	194.007	168.988	200.100	167.629	171.843
Svcs. to Children, Elderly, Families	134.749		8.292	9.005	8.372	10.401	9.044	8.758	8.332	8.332	8.372	8.950	8.950
Indian Child Welfare Act	550.850		51.545	29.329	56.917	68.061	32.404	32.990	30.138	31.826	30.476	32.164	41.013
Welfare Assistance	7.470									2.490			4.980
Other, Human Services	4.817								4.817				
Housing Improvement Program	59.094			14.606				19.423	8.963		12.614		
HUMAN SERVICES	756.980		59.837	52.940	65.289	78.462	41.448	61.171	52.250	42.648	51.462	41.114	54.943
Scholarships	76.822	5.730		1.863	35.025	1.432	15.009		5.629	3.419		5.851	
Johnson O'Malley	32.299			2.684		5.964			1.292			11.325	
Adult Education	3.984										1.992		
TriballyControlledComm.Colleges													
Other, Education													
EDUCATION	113.105	5.730		4.547	35.025	7.396	15.009		6.921	3.419	1.992	17.176	
Community Fire Protection	36.707		1.220	6.038	1.220	1.220	4.208	1.220		1.220		13.389	3.312
PUBLIC SAFETY & JUSTICE	36.707		1.220	6.038	1.220	1.220	4.208	1.220		1.220		13.389	3.312
Job Placement & Training	87.289	41.964		3.876	0.040	3.043	2.128			18.629		6.147	11.462
Economic Development	20.919												
Road Maintenance	8.978	1.335					2.825				4.818		
COMMUNITY DEVELOP.	117.186	43.299		3.876	0.040	3.043	4.953			18.629	4.818	6.147	11.462
Natural Resources, General	8.812	8.812											
Agriculture	0.000	0.000											
Forestry	98.899	51.856		47.043									
Water Resources													
Wildlife and Parks													
Minerals and Mining													
RESOURCES MANAGEMENT	107.711	60.668		47.043									
Trust Services, General													
Other Rights Protection	55.171	50.811		4.360									
Real Estate Services	145.586	141.554		3.337					0.298		0.397		
Real Estate Appraisals	0.598	0.598											
Probate													
Environmental Quality Services													
ANILCA													
ANCSA													
TRUST SERVICES	201.355	192.963		7.697					0.298		0.397		
Executive Direction	107.390	107.390											
Administrative Services	108.575	108.575											
Safety Management													
Common Support Services													
GENERAL ADMINISTRATION	215.965	215.965											
** GRAND TOTALS **	3,861.013	780.502	190.456	256.659	191.603	212.421	204.760	199.889	253.476	234.904	258.769	245.455	241.560

FY 2001 - PRESIDENT'S BUDGET - TRIBAL PRIORITY ALLOCATIONS

(Dollars In Thousands)

NORTHERN CALIFORNIA SUMMARY	TABLE BLUFF	TRINIDAD	CEDARVILLE
Other Aid to Tribal Gov't	134.964	129.158	130.552
Consolid. Tribal Gov't Prgm-CTGP			
Self Governance			
New Tribes			
Tribal Courts			
TRIBAL GOVERNMENT	134.964	129.158	130.552
Svcs. to Children, Elderly, Families	8.758	8.372	20.811
Indian Child Welfare Act	31.971	50.001	32.015
Welfare Assistance			
Other, Human Services			
Housing Improvement Program			3.488
HUMAN SERVICES	40.729	58.373	56.314
Scholarships	1.432	1.432	
Johnson O'Malley	6.163	4.871	
Adult Education			1.992
TriballyControlledComm.Colleges			
Other, Education			
EDUCATION	7.595	6.303	1.992
Community Fire Protection	1.220	1.220	1.220
PUBLIC SAFETY & JUSTICE	1.220	1.220	1.220
Job Placement & Training			
Economic Development	19.425		1.494
Road Maintenance			
COMMUNITY DEVELOP.	19.425		1.494
Natural Resources, General			
Agriculture			
Forestry			
Water Resources			
Wildlife and Parks			
Minerals and Mining			
RESOURCES MANAGEMENT			
Trust Services, General			
Other Rights Protection			
Real Estate Services			
Real Estate Appraisals			
Probate			
Environmental Quality Services			
ANILCA			
ANCSA			
TRUST SERVICES			
Executive Direction			
Administrative Services			
Safety Management			
Common Support Services			
GENERAL ADMINISTRATION			
** GRAND TOTALS **	203.933	195.054	191.572

FY 2001 - PRESIDENT'S BUDGET - TRIBAL PRIORITY ALLOCATIONS

(Dollars in Thousands)

SOUTHERN CALIFORNIA SUMMARY	AGENCY TOTAL	SOUTHERN CALIFORNIA AGENCY	AUGUSTINE	CABAZON NON-COMPACT	CAHUILLA	CAMPO	CAPITIAN GRANDE	BARONA	CUYAPAIPE	INAJA	JAMUL	LA JOLLA	LA POSTA
Other Aid to Tribal Gov't	3,136.166	502.651	1.122	31.176	146.939	101.337	130.443	96.802	121.354	126.615	3.365	165.184	131.707
Consolid. Tribal Gov't Prgm-CTGP	679.092		152.761								108.755		
Self Governance													
New Tribes													
Tribal Courts													
TRIBAL GOVERNMENT	3,815.258	502.651	153.883	31.176	146.939	101.337	130.443	96.802	121.354	126.615	112.120	165.184	131.707
Svcs. to Children, Elderly, Families	319.344	273.578		5.147	19.407			9.456			4.046		
Indian Child Welfare Act	718.154				0.159	29.939	29.224	30.556	0.119	29.224	29.840		10.179
Welfare Assistance													
Other, Human Services	54.184	29.879				0.996					3.884		
Housing Improvement Program	38.844												19.422
HUMAN SERVICES	1,130.526	303.457		5.147	19.566	30.935	29.224	40.012	0.119	29.224	37.770		29.601
Scholarships	99.508	10.468	0.016		2.382	2.989		3.517	0.208	0.144	0.863	2.590	0.192
Johnson O'Malley	73.184					7.395		9.940				1.469	
Adult Education	102.867	9.783	0.016		2.381	2.988		3.515	0.208	0.144	4.747	2.589	0.192
TribalyControlledComm.Colleges													
Other, Education	50.641					20.360					3.884		
EDUCATION	326.200	20.251	0.032		4.763	33.732		16.972	0.416	0.288	9.494	6.648	0.384
Community Fire Protection	322.513		0.097		4.247	5.222		7.963	0.290	19.473	3.428	5.029	0.290
PUBLIC SAFETY & JUSTICE	322.513		0.097		4.247	5.222		7.963	0.290	19.473	3.428	5.029	0.290
Job Placement & Training	105.121		4.986		2.408	3.022		3.555	0.210	0.145	4.587	2.618	0.194
Economic Development	65.148		14.444										
Road Maintenance	44.325								14.601				
COMMUNITY DEVELOP.	214.594		19.430		2.408	3.022		3.555	14.811	0.145	4.587	2.618	0.194
Natural Resources, General													
Agriculture	22.503	22.284		0.026									
Forestry	78.867	76.841		2.026									
Water Resources	179.599	77.761		2.198									
Wildlife and Parks	23.635	22.973		0.278									
Minerals and Mining													
RESOURCES MANAGEMENT	304.604	199.859		4.528									
Trust Services, General													
Other Rights Protection	117.610	115.635		1.975									
Real Estate Services	252.972	245.814		7.158									
Real Estate Appraisals													
Probate													
Environmental Quality Services	70.821	68.314		2.507									
ANILCA													
ANCSA													
TRUST SERVICES	441.403	429.763		11.640									
Executive Direction	146.044	141.747		4.297									
Administrative Services	136.531	130.164		6.367									
Safety Management													
Common Support Services													
GENERAL ADMINISTRATION	282.575	271.911		10.664									
** GRAND TOTALS **	6,837.673	1,727.892	173.442	63.155	177.923	174.248	159.667	165.304	136.990	175.745	167.399	179.479	162.176

FY 2001 - PRESIDENT'S BUDGET - TRIBAL PRIORITY ALLOCATIONS

(Dollars In Thousands)

SOUTHERN CALIFORNIA SUMMARY	LOS COYOTES	MESA GRANDE	MORONGO	PALA	PAUMA *	PECHANGA	*RINCON	SAN MANUEL *	SAN PASQUAL	SANTA ROSA *	SANTA YNEZ	SANTA YSABEL	SOBOBA
Other Aid to Tribal Gov't	139.989	141.064	2.150	100.593	121.073	3.739	91.325	105.416	90.927	117.834	121.780	91.494	108.877
Consolid. Tribal Gov't Prgm-CTGP			84.685			27.490							43.384
Self Governance													
New Tribes													
Tribal Courts													
TRIBAL GOVERNMENT	139.989	141.064	86.835	100.593	121.073	31.229	91.325	105.416	90.927	117.834	121.780	91.494	152.261
Svcs. to Children, Elderly, Families													
Indian Child Welfare Act	29.224	14.314	41.649	41.887	29.800	44.512	46.560	43.835	29.522	30.178	33.687	42.265	16.043
Welfare Assistance													
Other, Human Services										19.425			
Housing Improvement Program						19.422							
HUMAN SERVICES	29.224	14.314	41.649	41.887	29.800	63.934	46.560	43.835	29.522	49.603	33.687	42.265	16.043
Scholarships	2.366	0.655	13.235	11.190	0.943	6.986	4.988	1.119	6.586	1.199	2.030	12.709	6.282
Johnson O'Malley			31.399		8.051						10.411		
Adult Education	2.365	0.655	13.229	11.225	0.943	6.983	4.985	1.118	6.623	1.198	2.029	12.702	6.400
TriballyControlledComm.Colleges													
Other, Education											19.425		
EDUCATION	4.731	1.310	57.863	22.415	9.937	13.969	9.973	2.237	13.209	2.397	33.895	25.411	12.682
Community Fire Protection	1.354	25.027	23.671	30.910	2.514	5.754	28.046	20.585	29.966	0.580	0.774	2.998	7.564
PUBLIC SAFETY & JUSTICE	1.354	25.027	23.671	30.910	2.514	5.754	28.046	20.585	29.966	0.580	0.774	2.998	7.564
Job Placement & Training	2.391	0.662	19.776	11.311	0.953	7.061	5.041	1.131	6.697	1.212	2.052	12.846	6.350
Economic Development					19.425		14.445						
Road Maintenance							4.981					14.781	
COMMUNITY DEVELOP.	2.391	0.662	19.776	11.311	20.378	7.061	24.467	1.131	6.697	1.212	2.052	27.627	6.350
Natural Resources, General													
Agriculture												0.193	
Forestry													
Water Resources					0.040	99.600							
Wildlife and Parks												0.192	
Minerals and Mining													
RESOURCES MANAGEMENT					0.040	99.600						0.385	
Trust Services, General													
Other Rights Protection													
Real Estate Services													
Real Estate Appraisals													
Probate													
Environmental Quality Services													
ANILCA													
ANCSA													
TRUST SERVICES													
Executive Direction													
Administrative Services													
Safety Management													
Common Support Services													
GENERAL ADMINISTRATION													
** GRAND TOTALS **	177.689	182.377	229.794	207.116	183.742	221.547	200.371	173.204	170.321	171.626	192.188	190.180	194.900

FY 2001 - PRESIDENT'S BUDGET - TRIBAL PRIORITY ALLOCATIONS

(Dollars in Thousands)

SOUTHERN CALIFORNIA SUMMARY	SYCUAN *	TORRES-MARTINEZ *	RAMONA	TWENTY NINE PALMS	VIEJAS
Other Aid to Tribal Gov't	105.585	132.222	1.963	1.122	100.318
Consolid. Tribal Gov't Prgm-CTGP			123.705	138.312	
Self Governance					
New Tribes					
Tribal Courts					
TRIBAL GOVERNMENT	105.585	132.222	125.668	139.434	100.318
Svcs. to Children, Elderly, Families		7.710			
Indian Child Welfare Act	29.939	24.668	31.210	0.159	29.462
Welfare Assistance					
Other, Human Services					
Housing Improvement Program					
HUMAN SERVICES	29.939	32.378	31.210	0.159	29.462
Scholarships	0.991	2.062	0.032	0.208	2.558
Johnson O'Malley		4.519			
Adult Education	0.991	2.061	0.032	0.208	2.557
TriballyControlledComm.Colleges					
Other, Education				6.972	
EDUCATION	1.982	8.642	0.064	7.388	5.115
Community Fire Protection	36.555	19.249	0.048	19.424	21.455
PUBLIC SAFETY & JUSTICE	36.555	19.249	0.048	19.424	21.455
Job Placement & Training	1.002	2.084	0.032	0.210	2.585
Economic Development			9.464	7.370	
Road Maintenance			9.962		
COMMUNITY DEVELOP.	1.002	2.084	19.458	7.580	2.585
Natural Resources, General					
Agriculture					
Forestry					
Water Resources					
Wildlife and Parks		0.192			
Minerals and Mining					
RESOURCES MANAGEMENT		0.192			
Trust Services, General					
Other Rights Protection					
Real Estate Services					
Real Estate Appraisals					
Probate					
Environmental Quality Services					
ANILCA					
ANCSA					
TRUST SERVICES					
Executive Direction					
Administrative Services					
Safety Management					
Common Support Services					
GENERAL ADMINISTRATION					
** GRAND TOTALS **	175.063	194.767	176.448	173.985	158.935

FY 2001 - PRESIDENT'S BUDGET - TRIBAL PRIORITY ALLOCATIONS

(Dollars in Thousands)

SOUTHWEST REGION	REGION TOTAL	FIELD OPS	SOUTHERN PUEBLOS AGENCY	ACOMA PUEBLO	COCHITI PUEBLO	ISLETA PUEBLO	JEMEZ PUEBLO	SANDIA PUEBLO	SAN FELIPE PUEBLO	SANTA ANA PUEBLO	SANTO DOMINGO PUEBLO	ZIA PUEBLO	YSLETA DEL SUR PUEBLO	LAGUNA AGENCY
Other Aid to Tribal Gov't	1,936.749	95.948	268.617	7.478	2.804	147.200	127.833	5.515	3.459	42.262	33.214	1.496	25.144	51.857
Consolid. Tribal Gov't Prgm-CTGP	5,647.571			276.881	153.418			244.322	170.997		218.238	51.263	912.440	
Self Governance														
New Tribes														
Tribal Courts	744.934	109.780				72.145	89.281			31.668	0.877	22.428		
TRIBAL GOVERNMENT	8,329.254	205.728	268.617	284.359	156.222	219.345	217.114	249.837	174.456	73.930	252.329	75.187	937.584	51.857
Svcs. to Children, Elderly, Families	2,860.092	208.641	270.322			168.406	52.218	9.055	84.885		210.340	17.566		
Indian Child Welfare Act	978.612			69.189	39.140	61.651	51.788	26.184	51.003	43.280	62.815	43.526	42.116	
Welfare Assistance														
Other, Human Services														
Housing Improvement Program														
HUMAN SERVICES	3,838.704	208.641	270.322	69.189	39.140	230.057	104.006	35.239	135.888	43.280	273.155	61.092	42.116	
Scholarships	2,058.143		74.910	93.932	46.297	92.594	52.831		65.443		115.380	101.372		
Johnson O'Malley	597.422			76.176	10.356	3.514	21.085	6.303	34.462	29.294	80.007	7.490	21.763	
Adult Education	410.349			13.281	16.644	13.147	13.415		13.656		14.013	14.113		
TribalyControlledComm.Colleges														
Other, Education	57.445													
EDUCATION	3,123.359		74.910	183.389	73.297	109.255	87.331	6.303	113.561	29.294	209.400	122.975	21.763	
Community Fire Protection	105.467			77.688										
PUBLIC SAFETY & JUSTICE	105.467			77.688										
Job Placement & Training	498.452		288.399											
Economic Development	385.957	59.685	107.083											
Road Maintenance														
COMMUNITY DEVELOP.	884.409	59.685	395.482											
Natural Resources, General	416.587	347.837												
Agriculture	2,905.000		1,038.690											101.118
Forestry	2,145.443	283.544	156.969											21.823
Water Resources	126.202													65.008
Wildlife and Parks	396.977													
Minerals and Mining	43.020	42.250												0.770
RESOURCES MANAGEMENT	6,033.229	673.631	1,195.659											188.719
Trust Services, General	306.563	306.563												
Other Rights Protection	583.301	524.829												
Real Estate Services	1,148.314		248.167											85.549
Real Estate Appraisals	1.645													
Probate														
Environmental Quality Services														
ANILCA														
ANCSA														
TRUST SERVICES	2,039.823	831.392	248.167											85.549
Executive Direction	1,089.989		154.375											107.399
Administrative Services	1,499.595	0.372	388.830											130.862
Safety Management														
Common Support Services	74.244		74.244											
GENERAL ADMINISTRATION	2,663.828	0.372	617.449											238.261
** GRAND TOTALS **	27,018.073	1,979.449	3,070.606	614.625	268.659	558.657	408.451	291.379	423.905	146.504	734.884	259.254	1,001.463	564.386

FY 2001 - PRESIDENT'S BUDGET - TRIBAL PRIORITY ALLOCATIONS

(Dollars in Thousands)

SOUTHWEST REGION	LAGUNA PUEBLO	NORTHERN PUEBLOS AGENCY	NAMBE PUEBLO	PICURIS PUEBLO	POJOAQUE PUEBLO	SAN ILDEFONSO PUEBLO	SAN JUAN PUEBLO	TAOS PUEBLO	TESUQUE PUEBLO	SOUTHERN UTE AGENCY	SOUTHERN UTE TRIBE	UTE MTN UTE AGENCY	UTE MTN UTE TRIBE	JICARILLA AGENCY
Other Aid to Tribal Gov't	13.460	72.561	6.263	4.113	4.954	6.824	8.319	11.778	2.991			13.783	222.280	
Consolid. Tribal Gov't Prgm-CTGP	520.288		116.462	123.253	152.710	256.796	273.057	389.397	143.883					
Self Governance														
New Tribes														
Tribal Courts			0.699	0.898	2.196	1.697	6.970	3.693	1.896		119.054	177.342		
TRIBAL GOVERNMENT	533.748	72.561	123.424	128.264	159.860	265.317	288.346	404.868	148.770		119.054	191.125	222.280	
Svcs. to Children, Elderly, Families		167.305						2.388			162.254		533.749	
Indian Child Welfare Act			39.976	27.019	26.381	34.620	49.389	61.527	25.996		51.775		46.796	
Welfare Assistance														
Other, Human Services														
Housing Improvement Program														
HUMAN SERVICES		167.305	39.976	27.019	26.381	34.620	49.389	63.915	25.996		214.029		580.545	
Scholarships	303.812	299.640					1.292						20.799	
Johnson O'Malley	51.865							18.278			27.439		43.614	
Adult Education	34.262							0.299			45.907		22.807	
TribalyControlledComm.Colleges														
Other, Education													57.445	
EDUCATION	389.939	299.640					1.292	18.577			73.346		144.665	
Community Fire Protection														
PUBLIC SAFETY & JUSTICE														
Job Placement & Training		44.929											55.822	
Economic Development		119.129									100.372		(0.312)	
Road Maintenance														
COMMUNITY DEVELOP.		164.058									100.372		55.510	
Natural Resources, General		64.467						4.283						
Agriculture		191.586						1.992		0.062	381.908	135.997		338.038
Forestry		260.037								91.461				584.698
Water Resources		61.194												
Wildlife and Parks		83.468	0.099	7.256		0.895	0.795	114.377						
Minerals and Mining														
RESOURCES MANAGEMENT		660.752	0.099	7.256		0.895	0.795	120.652		91.523	381.908	135.997		922.736
Trust Services, General														
Other Rights Protection		46.620			2.191	2.490	3.287	2.191	1.693					
Real Estate Services		122.525								204.268		103.840		226.227
Real Estate Appraisals														
Probate														
Environmental Quality Services														
ANILCA														
ANCSA														
TRUST SERVICES		169.145			2.191	2.490	3.287	2.191	1.693	204.268		103.840		226.227
Executive Direction		113.021								155.367		119.396		71.152
Administrative Services		192.464								61.064		107.090		165.981
Safety Management														
Common Support Services										216.431		226.486		237.133
GENERAL ADMINISTRATION		305.485												
** GRAND TOTALS **	923.687	1,838.946	163.499	162.539	188.432	303.322	343.109	610.203	176.459	512.222	888.709	657.448	1,003.000	1,386.096

FY 2001 - PRESIDENT'S BUDGET - TRIBAL PRIORITY ALLOCATIONS

(Dollars In Thousands)

SOUTHWEST REGION	JICARILLA APACHE TRIBE	MESCALERO AGENCY	MESCALERO APACHE TRIBE	ZUNI AGENCY	ZUNI PUEBLO	RAMAH NAVAJO AGENCY	RAMAH NAVAJO CHAPTER
Other Aid to Tribal Gov't	30.752	203.938	229.312		79.192	163.020	50.382
Consolid. Tribal Gov't Prgm-CTGP					483.065		1,161.101
Self Governance							
New Tribes							
Tribal Courts			95.056		9.254		
TRIBAL GOVERNMENT	30.752	203.938	324.368		571.511	163.020	1,211.483
Svcs. to Children, Elderly, Families	402.123	275.706		0.124	3.178	290.991	0.841
Indian Child Welfare Act	63.060		58.775		2.045		0.561
Welfare Assistance							
Other, Human Services							
Housing Improvement Program							
HUMAN SERVICES	465.183	275.706	58.775	0.124	5.223	290.991	1.402
Scholarships	176.331		60.645		433.897	117.975	0.993
Johnson O'Malley	73.631		91.449				0.696
Adult Education	45.230		1.394			156.703	5.478
TriballyControlledComm.Colleges							
Other, Education							
EDUCATION	295.192		153.488		433.897	274.678	7.167
Community Fire Protection	4.283		10.044		2.898	10.554	
PUBLIC SAFETY & JUSTICE	4.283		10.044		2.898	10.554	
Job Placement & Training	38.120				0.467	70.715	
Economic Development							
Road Maintenance							
COMMUNITY DEVELOP.	38.120				0.467	70.715	
Natural Resources, General							
Agriculture		458.118		257.491			
Forestry		590.524		113.105		43.282	
Water Resources							
Wildlife and Parks	123.197		66.890				
Minerals and Mining							
RESOURCES MANAGEMENT	123.197	1,048.642	66.890	370.596		43.282	
Trust Services, General							
Other Rights Protection							
Real Estate Services		69.782		87.956			
Real Estate Appraisals				1.645			
Probate							
Environmental Quality Services							
ANILCA							
ANCSA							
TRUST SERVICES		69.782		89.601			
Executive Direction		125.873	3.486	141.149		98.771	
Administrative Services		243.999		103.031		105.902	
Safety Management							
Common Support Services							
GENERAL ADMINISTRATION		369.872	3.486	244.180		204.673	
** GRAND TOTALS **	956.727	1,967.940	617.051	704.501	1,013.996	1,057.913	1,220.052

FY 2001 - PRESIDENT'S BUDGET - TRIBAL PRIORITY ALLOCATIONS

(Dollars in Thousands)

NAVAJO REGION	REGION TOTAL	FIELD OPS	NAVAJO NATION	SHIPROCK AGENCY	WESTERN NAVAJO AGENCY	EASTERN NAVAJO AGENCY	CHINLE AGENCY	FORT DEFIANCE AGENCY
Aid to Tribal Govt	880.949	18.882	862.067					
Consolid. Tribal Gov't Prgm-CTGP								
Self Governance								
New Tribes								
Tribal Courts	1,013.580	22.340	991.240					
TRIBAL GOVERNMENT	1,894.529	41.222	1,853.307					
Svcs. to Children, Elderly, Families	4,670.739	136.003	4,534.300			0.109	0.000	0.327
Indian Child Welfare Act	715.733	19.536	696.197					
Welfare Assistance								
Other, Human Services								
Housing Improvement Program								
HUMAN SERVICES	5,386.472	155.539	5,230.497			0.109	0.000	0.327
Scholarships	11,220.236	37.576	11,182.660					
Johnson O'Malley	4,369.213	11.684	4,357.529					
Adult Education								
Tr.Con.Comm.Colleges								
Other, Education								
EDUCATION	15,589.449	49.260	15,540.189					
Comm.Fire Prot.	0.868	0.868						
PUBLIC SAFETY & JUSTICE	0.868	0.868						
Job Placement & Training								
Economic Development	0.110	(0.000)						0.110
Road Maintenance								
COMMUNITY DEVELOPMENT	0.110	(0.000)						0.110
Nat. Resources, Gen.								
Agriculture	4,473.615	626.017	1,303.551	547.764	455.587	551.484	462.249	526.963
Forestry	819.408	159.209	660.199					
Water Resources	685.387	8.226	677.161					
Wildlife & Parks	492.045	14.956	477.089					
Minerals and Mining	410.345	410.345						
RESOURCES MANAGEMENT	6,880.800	1,218.753	3,118.000	547.764	455.587	551.484	462.249	526.963
Trust Svcs., Gen.								
Other Rights Protect.								
Real Estate Services	1,536.349	1.138		347.874	281.146	479.421	222.337	204.432
Real Estate Appraisals	179.875	179.875						
Probate	53.344					53.344		
Environ. Qual. Svc.	240.397	159.123	81.274					
ANILCA								
ANCSA								
TRUST SERVICES	2,009.965	340.136	81.274	347.874	281.146	532.765	222.337	204.432
Executive Direction								
Administrative Svcs.	0.198	0.062			0.136			
Safety Management	397.310	4.422		86.008	76.605	79.637	79.638	71.001
Common Support Services								
GENERAL ADMINISTRATION	397.508	4.484		86.008	76.741	79.637	79.638	71.001
** GRAND TOTALS **	32,159.700	1,810.261	25,823.267	981.646	813.474	1,163.994	764.224	802.834

FY 2001 - PRESIDENT'S BUDGET - TRIBAL PRIORITY ALLOCATIONS

(Dollars in Thousands)

NORTHWEST REGION	REGION TOTAL	FIELD OPS	SILETZ AGENCY	COOS, UMPQUA, SIUSLAW	COW CREEK	COQUILLE	COLVILLE AGENCY	COLVILLE TRIBES	FORT HALL AGENCY	SHOSHONE-BANNOCK TRIBES	NORTHWEST BAND OF SHOSHONI	NORTHERN IDAHO AGENCY	COEUR D'ALENE	NEZ PERCE
Aid to Tribal Govt	3,436.171	121.681						117.599	5.394		247.792	62.343		211.856
Consolid. Tribal Gov't Prgm-CTGP	5,150.983			610.805	469.343	834.135						0.458	1,674.735	1,173.075
Self Governance														
New Tribes	160.000													
Tribal Courts	1,145.306	251.878				13.361		149.313		209.001				
TRIBAL GOVERNMENT	9,892.460	373.559		610.805	469.343	847.496		266.912	5.394	209.001	247.792	62.801	1,674.735	1,384.931
Svcs. to Children, Elderly, Families	2,237.544	102.199	27.675			16.041	0.046	311.531	45.291	174.628		84.551		130.000
Indian Child Welfare Act	722.892					2.514		67.266		65.306	26.429			2.800
Welfare Assistance														
Other, Human Services	423.247							178.375						
Housing Improvement Program														
HUMAN SERVICES	3,383.683	102.199	27.675			18.555	0.046	557.172	45.291	239.934	26.429	84.551		132.800
Scholarships	1,221.863					4.055		240.667		131.343	14.646			303.995
Johnson O'Malley	607.247					1.449		103.863					18.928	8.168
Adult Education	242.293					8.607		148.356		56.228	0.797			0.386
Tr.Con.Comm.Colleges														
Other, Education	744.790													
EDUCATION	2,816.193					14.111		492.886		187.571	15.443		18.928	312.549
Comm.Fire Prot.	59.945							0.865		12.093				
PUBLIC SAFETY & JUSTICE	59.945							0.865		12.093				
Job Placement & Training	873.115	6.549						337.896		196.464				
Economic Development	432.998	27.731						9.502		83.320		77.836		
Road Maintenance	11.755													
COMMUNITY DEVELOPMENT	1,317.868	34.280						347.398		279.784		77.836		
Nat. Resources, Gen.	1,752.669	47.609				7.835		111.543	0.498	0.467	26.582			
Agriculture	1,934.334	34.508				14.219	281.586	195.841	389.043	30.577				
Forestry	10,375.050	341.608	65.706			57.920	1,625.281	1,273.095		10.248		12.968		
Water Resources	627.536	0.062				17.115		295.825		89.120				
Wildlife & Parks	1,855.129	23.771				19.609		300.683		29.798				8.113
Minerals and Mining	91.569	7.676						2.189						
RESOURCES MANAGEMENT	16,636.287	455.234	65.706			116.698	1,906.867	2,179.176	389.541	160.210	26.582	12.968		8.113
Trust Svcs., Gen.	543.952	120.026				16.049		9.761						
Other Rights Protect.	97.347							2.996		41.862				
Real Estate Services	2,091.228	157.389	54.272			0.292	354.109	44.042	244.076			148.064		
Real Estate Appraisals	601.819	598.442				3.189		0.188						
Probate	221.183						31.796					31.811		
Environ. Qual. Svc.	73.162	23.316				17.115		6.301		26.430				
ANILCA														
ANCSA														
TRUST SERVICES	3,628.691	899.173	54.272			36.645	385.905	63.288	244.076	68.292		179.875		
Executive Direction	1,388.360	0.074	54.847				131.089	0.996	124.789			195.208		
Administrative Svcs.	2,429.212	404.426	119.119			3.388	178.464	35.118	178.364			162.791		
Safety Management	1.295								1.295					
Common Support Services														
GENERAL ADMINISTRATION	3,818.867	404.500	173.966			3.388	309.553	36.114	304.448			357.999		
** GRAND TOTALS **	41,553.994	2,268.945	321.619	610.805	469.343	1,036.893	2,602.371	3,943.811	988.750	1,156.885	316.246	776.030	1,693.663	1,838.393

FY 2001 - PRESIDENT'S BUDGET - TRIBAL PRIORITY ALLOCATIONS

(Dollars in Thousands)

NORTHWEST REGION	OLYMPIC PENINSULA AGENCY	CHEHALIS	HOH	QUILEUTE	UMATILLA AGENCY	UMATILLA TRIBES	WARM SPRINGS AGENCY	WARM SPRINGS TRIBES	KLAMATH	BURNS PAIUTE	PUGET SOUND AGENCY	SAMISH	NOOKSACK	PUYALLUP
Aid to Tribal Govt	75.956	77.625		59.526		444.365		141.183	632.807	34.584	299.806	346.577	28.736	38.533
Consolid. Tribal Gov't Prgm-CTGP	0.229		15.266											
Self Governance														
New Tribes														
Tribal Courts			9.583	144.748		126.447			1.839	26.236				0.000
TRIBAL GOVERNMENT	76.185	77.625	24.849	204.274		570.812		141.183	634.646	60.820	299.806	346.577	28.736	38.533
Svcs. to Children, Elderly, Families	137.745	0.579	10.874	33.717		6.187	189.892	188.123	145.611	61.961	1.383		21.834	
Indian Child Welfare Act		42.368	29.376	40.434		3.863		61.897	80.766	30.006			70.502	3.572
Welfare Assistance														
Other, Human Services						163.938								80.934
Housing Improvement Program														
HUMAN SERVICES	137.745	42.947	40.250	74.151		173.988	189.892	250.020	226.377	91.967	1.383		92.336	84.506
Scholarships		10.928	9.006	19.175					2.923	22.383			15.148	
Johnson O'Malley		14.852	0.772	16.300		58.738		98.307	0.192	8.951			19.571	4.342
Adult Education		5.923	1.687	3.486					0.292	5.618			5.713	
Tr.Con.Comm.Colleges														
Other, Education				11.217		167.378		13.054	520.779	0.292			1.358	30.712
EDUCATION		31.703	11.465	50.178		226.116		111.361	524.186	37.244			41.790	35.054
Comm.Fire Prot.						30.000	0.155							
PUBLIC SAFETY & JUSTICE						30.000	0.155							
Job Placement & Training	45.257		1.449	21.009					1.877	13.852			13.237	1.257
Economic Development	33.101						0.062	3.189	57.096		1.240		1.366	
Road Maintenance														
COMMUNITY DEVELOPMENT	78.358		1.449	21.009			0.062	3.189	58.973	13.852	1.240		14.603	1.257
Nat. Resources, Gen.				55.890	139.780	704.871		68.264	189.533	12.281			23.796	356.403
Agriculture						7.735	154.276	76.690	0.673					
Forestry	1,018.462			11.795	187.673		1,776.247				3.100		0.210	2.317
Water Resources						13.826		211.378					0.210	
Wildlife & Parks		121.469	22.622	16.003		15.646		278.050	736.027				4.742	3.086
Minerals and Mining														
RESOURCES MANAGEMENT	1,018.462	121.469	22.622	83.688	327.453	742.078	1,930.523	634.382	926.233	12.281	3.100		28.958	361.806
Trust Svcs., Gen.											388.062		4.200	
Other Rights Protect.														
Real Estate Services	293.377				206.346		129.101				7.921			
Real Estate Appraisals														
Probate											34.686			
Environ. Qual. Svc.														
ANILCA														
ANCSA														
TRUST SERVICES	293.377				206.346		129.101				430.669		4.200	
Executive Direction	114.047				109.140		117.676				114.055			
Administrative Svcs.	168.943				152.376		239.593				123.566		20.254	
Safety Management														
Common Support Services														
GENERAL ADMINISTRATION	282.990				261.516		357.269				237.621		20.254	
** GRAND TOTALS **	1,887.117	273.744	100.635	433.300	795.315	1,742.994	2,607.002	1,140.135	2,370.415	216.164	973.819	346.577	230.877	521.156

FY 2001 - PRESIDENT'S BUDGET - TRIBAL PRIORITY ALLOCATIONS

(Dollars in Thousands)

NORTHWEST REGION	SAUK SIUATTLE	SNOQUALMIE TRIBE	UPPER SKAGIT	STILLAGUAMISH	YAKAMA AGENCY	YAKAMA TRIBE	SPOKANE AGENCY	SPOKANE TRIBE	KALISPEL	FLATHEAD AGENCY	METLAKATLA FIELD STATION
Aid to Tribal Govt			25.371			31.446		148.690	284.301		
Consold. Tribal Gov't Prgm-CTGP	128.083			164.361		74.493		6.000			
Self Governance											
New Tribes		160.000									
Tribal Courts	1.546		22.145	7.837		101.241		49.757	14.114		16.260
TRIBAL GOVERNMENT	129.629	160.000	47.516	172.198		207.180		204.447	298.415		16.260
Svcs. to Children, Elderly, Families	9.580		16.324	8.516	307.145	6.474	61.808	105.259	32.570		
Indian Child Welfare Act	2.028		29.903	6.271		89.032		41.983	26.576		
Welfare Assistance											
Other, Human Services											
Housing Improvement Program											
HUMAN SERVICES	11.608		46.227	14.787	307.145	95.506	61.808	147.242	59.146		
Scholarships	0.479		15.143	7.041		314.366		110.565			
Johnson O'Malley	0.192		6.110	1.063		213.303		27.726	4.420		
Adult Education	0.193		2.590			2.417					
Tr.Con.Comm.Colleges											
Other, Education											
EDUCATION	0.864		23.843	8.104		530.086		138.291	4.420		
Comm.Fire Prot.					0.598			16.234			
PUBLIC SAFETY & JUSTICE					0.598			16.234			
Job Placement & Training	0.192		4.520	8.007		178.765		42.784			
Economic Development						59.760	77.102	1.693			
Road Maintenance							10.002				1.753
COMMUNITY DEVELOPMENT	0.192		4.520	8.007		238.525	87.104	44.477			1.753
Nat. Resources, Gen.								7.317			
Agriculture				2.031	546.826	59.234	72.567	41.501	27.027		
Forestry	0.579		7.616	2.896	3,251.551	80.001	614.410	31.367			
Water Resources											
Wildlife & Parks				24.992		207.264		0.199			43.055
Minerals and Mining							81.704				
RESOURCES MANAGEMENT	0.579		7.616	29.919	3,798.377	346.499	768.681	80.384	27.027		43.055
Trust Svcs., Gen.								4.382			1.472
Other Rights Protect.					52.489						
Real Estate Services					375.408		76.530				0.301
Real Estate Appraisals											
Probate					122.890						
Environ. Qual. Svc.											
ANILCA											
ANCSA											
TRUST SERVICES					550.787		76.530	4.382			1.773
Executive Direction					132.990		83.769	0.398		112.236	97.046
Administrative Svcs					325.818		199.158	24.800		15.933	77.101
Safety Management											
Common Support Services											
GENERAL ADMINISTRATION					458.808		282.927	25.198		128.169	174.147
** GRAND TOTALS **	142.872	160.000	129.722	233.015	5,115.715	1,417.798	1,277.050	660.655	389.008	128.169	236.988

FY 2001 - PRESIDENT'S BUDGET - TRIBAL PRIORITY ALLOCATIONS

(Dollars in Thousands)

EASTERN REGION	REGION TOTAL	EASTERN FIELD OPS	INDIAN TOWNSHIP	PLEASANT POINT	PENOBSCOT	MALISEET	PEQUOT	MICCOSUKEE	NARRAGANSETT	POARCH CREEK	AROOSTOOK MICMAC	CATAWBA	MOHEGAN	JENA CHOCTAW
Aid to Tribal Govt.	4,642.643	269.332		51.420			127.908		282.525	296.419			510.358	
Consolid. Tribal Gov't Prgm-CTGP	6,788.345		683.228	889.715	877.039	210.566		1,096.579			499.812	1,475.141		222.917
Self Governance														
New Tribes														
Tribal Courts	1,030.481				168.340					92.653				
TRIBAL GOVERNMENT	12,461.469	269.332	683.228	941.135	1,045.379	210.566	127.908	1,096.579	282.525	389.072	499.812	1,475.141	510.358	222.917
Svcs. to Children, Elderly, Families	1,459.567	101.668			181.424	72.276	37.093		137.244	132.924				
Indian Child Welfare Act	877.204				52.326	44.304	39.263		52.081	49.526	42.315			
Welfare Assistance														
Other, Human Services	2.744													
Housing Improvement Program														
HUMAN SERVICES	2,339.515	101.668			233.750	116.580	76.356		189.325	182.450	42.315			
Scholarships	684.791				47.505		5.961		80.515					
Johnson O'Malley	580.872		2.992			14.133	9.940		56.448	29.464	27.744			
Adult Education	438.369				11.952		58.453		77.731	57.794				
Tr.Con.Comm.Colleges														
Other, Education														
EDUCATION	1,704.032		2.992		59.457	14.133	74.354		214.694	87.258	27.744			
Comm.Fire Prot.	408.025				138.822		72.821			161.298				
PUBLIC SAFETY & JUSTICE	408.025				138.822		72.821			161.298				
Job Placement & Training	652.119						38.526		120.760					
Economic Development	388.231	79.179							21.368	103.772				
Road Maintenance														
COMMUNITY DEVELOPMENT	1,040.350	79.179					38.526		142.128	103.772				
Nat. Resources, Gen.	173.448	58.870								114.379				
Agriculture	827.538													
Forestry	624.056	50.233	9.865			22.567			52.798					
Water Resources	696.787	0.124												
Wildlife & Parks	290.536				80.514				49.596	30.504				
Minerals and Mining														
RESOURCES MANAGEMENT	2,612.365	109.227	9.865		80.514	22.567			102.394	144.883				
Trust Svcs., Gen.	53.122						45.617							
Other Rights Protect.	22.930								22.930					
Real Estate Services	877.363	55.063				33.787			57.764					
Real Estate Appraisals	79.592	79.592												
Probate														
Environ. Qual. Svc.														
ANILCA														
ANCSA														
TRUST SERVICES	1,033.007	134.655				33.787	45.617		80.694					
Executive Direction	501.112	0.136												
Administrative Svcs.	458.395													
Safety Management														
Common Support Services														
GENERAL ADMINISTRATION	959.507	0.136												
** GRAND TOTALS **	22,558.270	694.197	696.085	941.135	1,557.922	397.633	435.582	1,096.579	1,011.760	1,068.733	569.871	1,475.141	510.358	222.917

FY 2001 - PRESIDENT'S BUDGET - TRIBAL PRIORITY ALLOCATIONS

(Dollars in Thousands)

EASTERN REGION	TUNICA BILOXI	COUSHATTA	COUSHATTA	NEW YORK LIAISON	SENECA	ONONDAGA	ST REGIS MOHAWK	TONAWANDA	TUSCARORA	ONEIDA NATION	CAYUGA	CHEROKEE AGENCY	CHEROKEE TRIBE	SEMINOLE AGENCY
Aid to Tribal Govt	174.403				183.146	177.077		209.671	185.505	1,279.578	195.751		303.398	
Consolid. Tribal Gov't Prgm-CTGP		682.563					150.785							
Self Governance														
New Tribes														
Tribal Courts					16.743		80.789					290.127	187.570	
TRIBAL GOVERNMENT	174.403	682.563			199.889	177.077	231.574	209.671	185.505	1,279.578	195.751	290.127	490.968	
Svcs. to Children, Elderly, Families	31.783		40.921				19.404					191.581	25.046	
Indian Child Welfare Act	27.978		42.508		100.792	44.631	77.247	44.631	44.631				92.046	
Welfare Assistance														
Other, Human Services							2.744							
Housing Improvement Program														
HUMAN SERVICES	59.761		83.429		100.792	44.631	99.395	44.631	44.631			191.581	117.092	
Scholarships			96.878	53.351	111.822		91.134							
Johnson O'Malley			11.126		162.015		147.146							
Adult Education					12.151									
Tr.Con.Comm.Colleges														
Other, Education														
EDUCATION			108.004	53.351	285.988		238.280							
Comm.Fire Prot.					22.510		9.738					2.836		
PUBLIC SAFETY & JUSTICE					22.510		9.738					2.836		
Job Placement & Training			19.575	34.194	168.643		23.846							
Economic Development							23.319							
Road Maintenance														
COMMUNITY DEVELOPMENT			19.575	34.194	168.643		47.165							
Nat. Resources, Gen.	0.199													
Agriculture			116.694									72.209		
Forestry												169.550		177.191
Water Resources														
Wildlife & Parks													84.344	
Minerals and Mining														
RESOURCES MANAGEMENT	0.199		116.694									241.759	84.344	177.191
Trust Svcs., Gen.	7.505													
Other Rights Protect.														
Real Estate Services												551.074		
Real Estate Appraisals														
Probate														
Environ. Qual. Svc.														
ANILCA														
ANCSA														
TRUST SERVICES	7.505											551.074		
Executive Direction												151.544		253.032
Administrative Svcs.				162.847								60.113		93.674
Safety Management														
Common Support Services														
GENERAL ADMINISTRATION				162.847								211.657		346.706
** GRAND TOTALS **	241.868	682.563	327.702	250.392	777.822	221.708	626.152	254.302	230.136	1,279.578	195.751	1,489.034	692.404	523.897

FY 2001 - PRESIDENT'S BUDGET - TRIBAL PRIORITY ALLOCATIONS

(Dollars in Thousands)

EASTERN REGION	SEMINOLE TRIBE of FLORIDA	CHOCTAW AGENCY	MISSISSIPPI CHOCTAW TRIBE
Aid to Tribal Govt	39.241		356.911
Consolid. Tribal Gov't Prgm-CTGP			
Self Governance			
New Tribes			
Tribal Courts			194.259
TRIBAL GOVERNMENT	39.241		551.170
Svcs. to Children, Elderly, Families	158.163		330.040
Indian Child Welfare Act	52.765		70.160
Welfare Assistance			
Other, Human Services			
Housing Improvement Program			
HUMAN SERVICES	210.928		400.200
Scholarships	72.444		125.181
Johnson O'Malley	83.782		36.082
Adult Education	32.285		188.003
Tr.Con.Comm.Colleges			
Other, Education			
EDUCATION	188.511		349.266
Comm.Fire Prot.			
PUBLIC SAFETY & JUSTICE			
Job Placement & Training	132.318		114.257
Economic Development	93.507		67.086
Road Maintenance			
COMMUNITY DEVELOPMENT	225.825		181.343
Nat. Resources, Gen.			
Agriculture	562.329		76.306
Forestry			141.852
Water Resources	696.663		
Wildlife & Parks			45.578
Minerals and Mining			
RESOURCES MANAGEMENT	1,258.992		263.736
Trust Svcs., Gen.			
Other Rights Protect.			
Real Estate Services	107.409		72.266
Real Estate Appraisals			
Probate			
Environ. Qual. Svc.			
ANILCA			
ANCSA			
TRUST SERVICES	107.409		72.266
Executive Direction		96.400	
Administrative Svcs.		141.761	
Safety Management			
Common Support Services			
GENERAL ADMINISTRATION		238.161	
** GRAND TOTALS **	2,030.906	238.161	1,817.981

FY 2001 - PRESIDENT'S BUDGET - TRIBAL PRIORITY ALLOCATIONS

(Dollars in Thousands)

SELF-GOVERNANCE COMPACTS	COMPACT TOTAL	DELAWARE TRIBE	ABSENTEE SHAWNEE	PONCA-OK	CITIZENS BAND POTAWATOMI	KICKAPOO-OKLAHOMA	SAC & FOX-OKLAHOMA	KAW	ROCKY BOY'S CHIPPEWA CREE TRIBE	ALEUTIAN PRIBILOFF ISLAND (APIA)	BRISTOL BAY NATIVE ASSOC. (BBNA)	COPPER RIVER NATIVE ASSC. ASSC. (CRNA)	CHUGACHMIUT (CHUGACH.)
Other Aid to Tribal Gov't													
Consolid. Tribal Gov't Prgm-CTGP													
Self Governance	130,786.434	230.259	690.437	508.407	857.992	424.830	1,183.521	548.988	2,527.398	2,113.183	5,311.774	976.520	1,037.360
New Tribes													
Tribal Courts													
TRIBAL GOVERNMENT	130,786.434	230.259	690.437	508.407	857.992	424.830	1,183.521	548.988	2,527.398	2,113.183	5,311.774	976.520	1,037.360
Svcs. to Children, Elderly, Families													
Indian Child Welfare Act													
Welfare Assistance													
Other, Human Services													
Housing Improvement Program													
HUMAN SERVICES													
Scholarships													
Johnson O'Malley													
Adult Education													
TriballyControlledComm.Colleges													
Other, Education													
EDUCATION													
Community Fire Protection													
PUBLIC SAFETY & JUSTICE													
Job Placement & Training													
Economic Development													
Road Maintenance													
COMMUNITY DEVELOP.													
Natural Resources, General													
Agriculture													
Forestry													
Water Resources													
Wildlife and Parks													
Minerals and Mining													
RESOURCES MANAGEMENT													
Trust Services, General													
Other Rights Protection													
Real Estate Services													
Real Estate Appraisals													
Probate													
Environmental Quality Services													
ANILCA													
ANCSA													
TRUST SERVICES													
Executive Direction													
Administrative Services													
Safety Management													
Common Support Services													
GENERAL ADMINISTRATION													
** GRAND TOTALS **	130,786.434	230.259	690.437	508.407	857.992	424.830	1,183.521	548.988	2,527.398	2,113.183	5,311.774	976.520	1,037.360

FY 2001 - PRESIDENT'S BUDGET - TRIBAL PRIORITY ALLOCATIONS

(Dollars in Thousands)

SELF-GOVERNANCE COMPACTS	KWINHAGAK	ASSOC. OF VILLAGE CNCL. PRESIDENTS	TANANA CHIEFS CONF. (TCC)	ATHABASCAN Includes Birch Creek	NATIVE VILLAGE OF BARROW	MANIILAQ ASSOCIATION	KOTZEBUE IRA COUNCIL	KAWERAK	GAMBELL	TLINGIT HAIDA	KAKE	KETCHIKAN	SITKA
Other Aid to Tribal Gov't													
Consolid. Tribal Gov't Prgm-CTGP													
Self Governance	204.393	6,548.123	8,155.409	6.232	846.056	1,198.407	672.027	5,289.067	541.995	4,817.260	464.503	1,121.627	1,308.950
New Tribes													
Tribal Courts													
TRIBAL GOVERNMENT	204.393	6,548.123	8,155.409	6.232	846.056	1,198.407	672.027	5,289.067	541.995	4,817.260	464.503	1,121.627	1,308.950
Svcs. to Children, Elderly, Families													
Indian Child Welfare Act													
Welfare Assistance													
Other, Human Services													
Housing Improvement Program													
HUMAN SERVICES													
Scholarships													
Johnson O'Malley													
Adult Education													
TriballyControlledComm.Colleges													
Other, Education													
EDUCATION													
Community Fire Protection													
PUBLIC SAFETY & JUSTICE													
Job Placement & Training													
Economic Development													
Road Maintenance													
COMMUNITY DEVELOP.													
Natural Resources, General													
Agriculture													
Forestry													
Water Resources													
Wildlife and Parks													
Minerals and Mining													
RESOURCES MANAGEMENT													
Trust Services, General													
Other Rights Protection													
Real Estate Services													
Real Estate Appraisals													
Probate													
Environmental Quality Services													
ANILCA													
ANCSA													
TRUST SERVICES													
Executive Direction													
Administrative Services													
Safety Management													
Common Support Services													
GENERAL ADMINISTRATION													
** GRAND TOTALS **	204.393	6,548.123	8,155.409	6.232	846.056	1,198.407	672.027	5,289.067	541.995	4,817.260	464.503	1,121.627	1,308.950

FY 2001 - PRESIDENT'S BUDGET - TRIBAL PRIORITY ALLOCATIONS

(Dollars In Thousands)

SELF-GOVERNANCE COMPACTS	YAKUTAT	MILLE LACS	RED LAKE	BOIS FORTE (NETT LAKE)	FOND DU LAC	GRAND PORTAGE	LEECH LAKE	ONEIDA	SAULT STE. MARIE	GRAND TRAVERSE	CHICKASAW TRIBE	EASTERN SHAWNEE	WYANDOTTE
Other Aid to Tribal Gov't													
Consolid. Tribal Gov't Prgm-CTGP													
Self Governance	381.526	1,211.397	4,605.209	1,055.733	1,195.620	692.817	1,977.450	1,261.579	2,371.500	1,763.375	2,888.153	315.506	350.386
New Tribes													
Tribal Courts													
TRIBAL GOVERNMENT	381.526	1,211.397	4,605.209	1,055.733	1,195.620	692.817	1,977.450	1,261.579	2,371.500	1,763.375	2,888.153	315.506	350.386
Svcs. to Children, Elderly, Families													
Indian Child Welfare Act													
Welfare Assistance													
Other, Human Services													
Housing Improvement Program													
HUMAN SERVICES													
Scholarships													
Johnson O'Malley													
Adult Education													
TriballyCoqtrolledComm.Colleges													
Other, Education													
EDUCATION													
Community Fire Protection													
PUBLIC SAFETY & JUSTICE													
Job Placement & Training													
Economic Development													
Road Maintenance													
COMMUNITY DEVELOP.													
Natural Resources, General													
Agriculture													
Forestry													
Water Resources													
Wildlife and Parks													
Minerals and Mining													
RESOURCES MANAGEMENT													
Trust Services, General													
Other Rights Protection													
Real Estate Services													
Real Estate Appraisals													
Probate													
Environmental Quality Services													
ANILCA													
ANCSA													
TRUST SERVICES													
Executive Direction													
Administrative Services													
Safety Management													
Common Support Services													
GENERAL ADMINISTRATION													
** GRAND TOTALS **	381.526	1,211.397	4,605.209	1,055.733	1,195.620	692.817	1,977.450	1,261.579	2,371.500	1,763.375	2,888.153	315.506	350.386

FY 2001 - PRESIDENT'S BUDGET - TRIBAL PRIORITY ALLOCATIONS

(Dollars in Thousands)

SELF-GOVERNANCE COMPACTS	MIAMI TRIBE of OK	MODOC	CREEK NATION	CHEROKEE NATION - OF OK	CHOCTAW	SALT RIVER TRIBE	DUCK VALLEY	DUCKWATER	ELY	REDDING RANCHERIA	KARUK	HOOPA VALLEY	YUROK TRIBE
Other Aid to Tribal Gov't													
Consolid. Tribal Gov't Prgm-CTGP													
Self Governance	255.451	262.182	3,529.444	8,026.974	3,952.146	2,121.939	1,550.761	466.442	392.332	416.330	587.090	2,621.583	2,539.787
New Tribes													
Tribal Courts													
TRIBAL GOVERNMENT	255.451	262.182	3,529.444	8,026.974	3,952.146	2,121.939	1,550.761	466.442	392.332	416.330	587.090	2,621.583	2,539.787
Svcs. to Children, Elderly, Families													
Indian Child Welfare Act													
Welfare Assistance													
Other, Human Services													
Housing Improvement Program													
HUMAN SERVICES													
Scholarships													
Johnson O'Malley													
Adult Education													
TriballyControlledComm.Colleges													
Other, Education													
EDUCATION													
Community Fire Protection													
PUBLIC SAFETY & JUSTICE													
Job Placement & Training													
Economic Development													
Road Maintenance													
COMMUNITY DEVELOP.													
Natural Resources, General													
Agriculture													
Forestry													
Water Resources													
Wildlife and Parks													
Minerals and Mining													
RESOURCES MANAGEMENT													
Trust Services, General													
Other Rights Protection													
Real Estate Services													
Real Estate Appraisals													
Probate													
Environmental Quality Services													
ANILCA													
ANCSA													
TRUST SERVICES													
Executive Direction													
Administrative Services													
Safety Management													
Common Support Services													
GENERAL ADMINISTRATION													
** GRAND TOTALS **	255.451	262.182	3,529.444	8,026.974	3,952.146	2,121.939	1,550.761	466.442	392.332	416.330	587.090	2,621.583	2,539.787

FY 2001 - PRESIDENT'S BUDGET - TRIBAL PRIORITY ALLOCATIONS

(Dollars in Thousands)

SELF-GOVERNANCE COMPACTS	CABAZON	MANZANITA	SANTA CLARA	GRAND RONDE	SILETZ TRIBE	KOOTENAI	MAKAH	QUINAULT	SHOALWATER BAY	SKOKOMISH	SQUAXIN ISLAND	LOWER ELWHA	JAMESTOWN S'KLALLAM
Other Aid to Tribal Gov't													
Consolid. Tribal Gov't Prgm-CTGP													
Self Governance	197.395	187.077	786.620	1,265.387	1,598.766	285.362	2,628.683	5,611.307	475.467	1,130.398	1,022.191	1,065.914	1,130.277
New Tribes													
Tribal Courts													
TRIBAL GOVERNMENT	197.395	187.077	786.620	1,265.387	1,598.766	285.362	2,628.683	5,611.307	475.467	1,130.398	1,022.191	1,065.914	1,130.277
Svcs. to Children, Elderly, Families													
Indian Child Welfare Act													
Welfare Assistance													
Other, Human Services													
Housing Improvement Program													
HUMAN SERVICES													
Scholarships													
Johnson O'Malley													
Adult Education													
TriballyControlledComm.Colleges													
Other, Education													
EDUCATION													
Community Fire Protection													
PUBLIC SAFETY & JUSTICE													
Job Placement & Training													
Economic Development													
Road Maintenance													
COMMUNITY DEVELOP.													
Natural Resources, General													
Agriculture													
Forestry													
Water Resources													
Wildlife and Parks													
Minerals and Mining													
RESOURCES MANAGEMENT													
Trust Services, General													
Other Rights Protection													
Real Estate Services													
Real Estate Appraisals													
Probate													
Environmental Quality Services													
ANILCA													
ANCSA													
TRUST SERVICES													
Executive Direction													
Administrative Services													
Safety Management													
Common Support Services													
GENERAL ADMINISTRATION													
** GRAND TOTALS **	197.395	187.077	786.620	1,265.387	1,598.766	285.362	2,628.683	5,611.307	475.467	1,130.398	1,022.191	1,065.914	1,130.277

FY 2001 - PRESIDENT'S BUDGET - TRIBAL PRIORITY ALLOCATIONS

(Dollars in Thousands)

SELF-GOVERNANCE COMPACTS	LUMMI	MUCKLESHOOT	NISQUALLY	PORT GAMBLE	TULALIP	SWINOMISH	SUQUAMISH	CONFEDERATED SALISH-KOOTENAI	METLAKATLA	WAMPANOAG	UNDISTRIBUTED
Other Aid to Tribal Gov't											
Consolid. Tribal Gov't Prgm-CTGP											
Self Governance	3,618.818	970.303	996.226	1,001.858	316.705	630.116	1,136.217	4,849.906	1,345.585	811.426	3,347.000
New Tribes											
Tribal Courts											
TRIBAL GOVERNMENT	3,618.818	970.303	996.226	1,001.858	316.705	630.116	1,136.217	4,849.906	1,345.585	811.426	3,347.000
Svcs. to Children, Elderly, Families											
Indian Child Welfare Act											
Welfare Assistance											
Other, Human Services											
Housing Improvement Program											
HUMAN SERVICES											
Scholarships											
Johnson O'Malley											
Adult Education											
TriballyControlledComm.Colleges											
Other, Education											
EDUCATION											
Community Fire Protection											
PUBLIC SAFETY & JUSTICE											
Job Placement & Training											
Economic Development											
Road Maintenance											
COMMUNITY DEVELOP.											
Natural Resources, General											
Agriculture											
Forestry											
Water Resources											
Wildlife and Parks											
Minerals and Mining											
RESOURCES MANAGEMENT											
Trust Services, General											
Other Rights Protection											
Real Estate Services											
Real Estate Appraisals											
Probate											
Environmental Quality Services											
ANILCA											
ANCSA											
TRUST SERVICES											
Executive Direction											
Administrative Services											
Safety Management											
Common Support Services											
GENERAL ADMINISTRATION											
** GRAND TOTALS **	3,618.818	970.303	996.226	1,001.858	316.705	630.116	1,136.217	4,849.906	1,345.585	811.426	3,347.000

2001 OSG Cumulative and Shortfall Base
As of January 14, 2000

Self-Governance Tribes - Total Regions

[NOTE: 2001 Tribal Bases do not include pay cost request of 3,347,000; pay costs will be distributed upon enactment.]

PROGRAM TITLE	Southwest Total 2001 Base	Rocky Mtn. Total 2001 Base	Alaska Total 2001 Base	Midwest Total 2001 Base	E. Oklahoma Total 2001 Base	Western Total 2001 Base	Northwest Total 2001 Base	Pacific Total 2001 Base	Eastern Total 2001 Base	Self-Governance TOTAL 2001 Base
** TRIBAL PRIORITY ALLOCATIONS **										
Community Services, General - Tribe	-	-	(3,166)	-	36,600	-	85,045	-	-	118,479
Community Services, General - Agency	-	-	113,644	-	302,138	-	100,233	-	-	516,015
Community Services, General - Area	-	-	-	-	-	9,205	-	-	-	9,205
Other Aid to Tribal Government - Tribe	-	-	2,564,043	12,099	253,015	291,367	520,714	1,191,586	810,731	6,414,974
Other Aid to Tribal Government - Agency	9,568	206,400	103,441	430,287	850,770	41,400	176,108	227,718	-	2,046,918
Other Aid to Tribal Government - Area	3,646	2,376	237,407	9,723	31,621	13,277	10,495	5,596	-	315,602
Consolidated Tribal Gov't Prog. - Tribe	204,994	-	-	144,000	4,716,331	-	2,083,232	-	-	7,699,419
Consolidated Tribal Gov't Prog - Agency	-	-	6,283	959,870	-	-	-	-	-	966,153
Consolidated Tribal Gov't Prog - Area	-	-	-	-	-	-	-	-	-	-
Self- Governance Compacts (Gen. Reduc.)	(102,053)	(383,108)	(1,950,131)	(795,639)	(1,950,579)	(698,580)	(3,580,684)	(435,707)	-	(10,188,915)
New Tribes	-	-	-	-	-	-	-	105,800	-	105,800
Tribal Courts - Tribe	-	-	81,828	229,900	92,795	190,337	649,244	14,999	-	1,333,346
Tribal Courts - Agency	-	162,900	-	386,740	75,189	-	13,725	-	-	648,827
Tribal Courts - Area	-	-	-	-	72,805	-	251,407	-	-	357,214
Small & Needy Tribes Distribution - Tribe	-	-	8,248,330	-	112,489	-	-	184,895	-	8,545,714
Other Tribal Government (Tribal Design)	-	-	(95,668)	-	-	-	-	-	-	(95,668)
Svcs to Chldrn, Eldrly, & Famls - Tribe	128,000	-	799,681	687,400	113,192	532,238	807,903	1,500	-	3,179,683
Svcs to Chldrn, Eldrly, & Famls - Agency	21,909	223,900	146,408	288,629	707,047	32,900	367,984	36,442	-	1,868,923
Svcs to Chldrn, Eldrly, & Famls - Area	1,129	22,276	1,236,575	62,034	18,907	12,592	30,501	6,311	-	1,447,156
Indian Child Welfare Act - Tribe	55,000	55,000	3,948,313	518,960	937,837	178,892	897,905	284,200	-	7,217,718
Indian Child Welfare Act - Agency	-	-	372	-	-	-	-	-	-	372
Indian Child Welfare Act - Area	-	-	-	-	-	-	-	-	-	-
Welfare Assistance - Tribe	-	-	3,610,835	164,000	943,635	1,049,636	1,765,000	-	-	7,548,106
Welfare Assistance - Agency	-	-	-	-	-	-	-	-	-	-
Welfare Assistance - Area	-	-	-	-	-	-	-	-	-	-
Adult Care Facility Rehabilitation - Area	-	-	-	-	-	-	-	-	-	-
Housing Improvement Program-Tribe	39,100	44,500	1,501,000	467,200	802,004	152,000	785,583	295,700	-	4,223,887
Housing Improvement Program-Agency	-	-	-	-	-	-	-	-	-	-
Housing Improvement Program-Area	-	-	-	-	-	-	-	-	-	-
Other Human Services (Tribal Design)	-	-	-	-	-	-	-	1,034	-	1,034
Scholarships - Tribe	-	-	2,672,621	118,200	3,394	142,306	544,516	96,745	-	3,911,545
Scholarships - Agency	-	266,953	133,155	776,501	1,256,300	-	6,912	1,155	-	2,440,976
Scholarships - Area	-	-	(651)	336,100	-	457	-	3	-	335,909
Adult Education - Tribe	-	-	230,728	-	1,498	-	50,196	9,337	-	349,747
Adult Education - Agency	-	-	8,393	-	147,200	-	-	1,226	-	156,819
Adult Education - Area	-	-	-	-	-	-	-	-	-	-
Johnson O'Malley Grants - Tribe	-	87,700	1,385,004	847,600	2,918,100	155,900	602,508	300,100	-	6,565,408
Johnson O'Malley Grants - Agency	-	-	-	-	-	-	-	-	-	-
Johnson O'Malley Grants - Area	-	-	-	-	-	-	616	-	-	616
Other Education (Tribal Design)	-	-	-	-	-	-	34,000	-	-	34,000
Law Enforcement - Tribe	-	-	-	-	-	-	-	-	-	-
Law Enforcement - Agency	-	-	-	-	(50,000)	-	-	-	-	(50,000)
Law Enforcement - Area	-	-	-	-	-	-	-	-	-	-
Community Fire Protection - Tribe	-	-	-	12,000	-	2,962	752	13,899	-	31,614
Community Fire Protection - Agency	-	1,000	-	47,705	-	-	-	7,603	-	56,308
Community Fire Protection - Area	-	-	-	-	-	-	-	-	-	-
Other Public Safety & Justice (Tribal Desi	-	-	800	8,200	-	-	-	-	-	9,000
Job Placement & Training - Tribe	-	-	2,608,036	251,200	15,770	358,809	510,679	105,547	-	3,934,636
Job Placement & Training - Agency	-	70,100	68,767	740,433	316,154	-	159,374	1,103	-	1,355,931
Job Placement & Training - Area	-	-	139,919	-	42,411	-	2,168	-	-	184,498
Economic Development - Tribe	-	38,700	131,057	-	121,684	-	56,452	400	-	356,584
Economic Development - Agency	16,263	-	-	116,749	90,500	-	66,735	-	-	293,515
Economic Development - Area	868	2,944	143,081	9,224	-	-	9,010	71	-	175,197
Road Maintenance - Tribe	-	261,600	209,723	764,889	5,959	102,895	272,628	147,633	-	1,765,327
Road Maintenance - Agency	-	-	-	-	-	-	-	2,896	-	2,896
Road Maintenance - Area	-	-	-	-	-	-	-	-	-	-
Natural Resources, General - Tribe	-	-	200,854	-	-	-	100	-	-	200,954
Natural Resources, General - Agency	7,054	5,900	1,140	64,974	176,619	-	-	1,957	-	257,644
Natural Resources, General - Area	4,167	-	46,750	-	-	-	12,968	-	-	63,885
Agriculture - Tribe	-	-	377,030	3,500	269,124	24,685	224,100	-	-	917,902
Agriculture - Agency	50,939	110,100	7,990	-	100,927	156,536	3,375	15,859	-	452,406
Agriculture - Area	-	7,986	34,500	-	-	-	67	-	-	54,021
Forestry - Tribe	-	-	118,874	-	85,436	-	1,139,826	456,618	-	1,800,754
Forestry - Agency	-	97,600	-	945,759	190	-	1,431,104	8,334	-	2,482,987
Forestry - Area	-	3,600	457,164	-	-	-	203,346	-	-	664,110
Water Resources - Tribe	-	-	10,990	-	-	-	289,600	-	-	300,590
Water Resources - Agency	7,814	100,000	-	138,320	-	-	1,573	-	-	247,707
Water Resources - Area	-	7,882	-	-	-	-	(847)	-	-	7,035
Wildlife & Parks - Tribe	-	-	353,563	179,767	-	-	2,246,364	420,121	-	3,209,796
Wildlife & Parks - Agency	8,954	-	-	789,827	-	6,120	16,321	674,995	-	1,496,217
Wildlife & Parks - Area	-	6,316	38,468	773	-	-	75,992	-	-	121,549
Minerals and Mining - Tribe	-	-	-	-	-	-	-	-	-	400
Minerals and Mining - Agency	-	-	-	-	-	-	-	-	-	-
Minerals and Mining - Area	-	4,522	-	-	-	2,963	7,453	-	-	16,464
Other Resource Mgmt. (Tribal Design)	-	-	-	-	-	-	-	-	-	-
Trust Services, General - Tribe	-	-	-	-	-	-	4,700	-	-	4,700
Trust Services, General - Agency	-	-	-	400	-	-	80,476	-	-	80,876
Trust Services, General - Area	2,344	-	100,453	11,731	23,183	-	33,428	-	-	171,139
Other Rights Protection - Tribe	22,400	-	210,222	-	-	-	5,000	19,948	-	258,670

2001 OSG Cumulative and Shortfall Base
As of January 14, 2000

Self-Governance Tribes - Total Regions

[NOTE: 2001 Tribal Bases do not include pay cost request of 3,347,000; pay costs will be distributed upon enactment.]

PROGRAM TITLE	Southwest Total 2001 Base	Rocky Mtn. Total 2001 Base	Alaska Total 2001 Base	Midwest Total 2001 Base	E. Oklahoma Total 2001 Base	Western Total 2001 Base	Northwest Total 2001 Base	Pacific Total 2001 Base	Eastern Total 2001 Base	Self-Governance TOTAL 2001 Base
Other Rights Protection - Agency	5,969	-	59,145	4,453	-	-	51,755	11,263	-	132,585
Other Rights Protection - Area	-	11,603	346,531	-	-	12,765	-	-	-	372,543
Real Estate Services - Tribe	-	-	1,304,359	-	191,407	113,310	321,200	85,145	-	2,060,535
Real Estate Services - Agency	6,515	64,500	196,021	169,781	179,392	21,804	158,888	2,200	-	841,966
Real Estate Services - Area	-	-	327,263	29,741	9,868	-	5,008	13,518	-	385,398
Real Estate Appraisals - Tribe	-	-	120	-	75,431	-	3,200	1,700	-	81,740
Real Estate Appraisals - Agency	-	-	-	5,516	69,759	-	-	-	-	75,600
Real Estate Appraisals - Area	-	6,589	109,591	-	10,395	26,197	58,246	157	-	220,573
Environmental Quality Services - Tribe	-	-	-	-	-	-	3,300	3,752	-	8,752
Environmental Quality Services - Agency	-	-	-	-	400	-	-	-	-	400
Environmental Quality Services - Area	-	1,725	73,405	10,581	16,596	656	30,518	348	-	135,215
Other Trust Services	-	-	-	-	-	-	-	-	-	-
ANILCA Programs -Tribe	-	-	7,378	-	-	-	-	-	-	7,378
ANILCA Programs -Agency	-	-	-	-	-	-	-	-	-	-
ANILCA Programs -Area	-	-	1,030,716	-	-	-	-	-	-	1,030,716
ANCSA Historical & Cemetary Sites-Tribe	-	-	-	-	-	-	-	-	-	-
ANCSA Historical & Cemetary Sites-Agen	-	-	-	-	-	-	-	-	-	-
ANCSA Historical & Cemetary Sites-Area	-	-	505,725	-	-	-	-	-	-	505,725
Executive Direction - Tribe	-	-	-	-	-	-	900	-	-	900
Executive Direction - Agency	14,382	32,900	341,720	187,032	106,590	26,421	223,534	24,403	-	1,070,767
Executive Direction - Area	-	-	5,399	-	129,610	-	418	-	-	135,505
Administrative Services - Tribe	-	-	-	-	-	-	42,200	200	-	42,400
Administrative Services -Agency	23,527	127,800	439,453	456,183	194,658	77,055	728,886	24,781	-	2,166,844
Administrative Services -Area	-	-	-	677	-	-	79,500	230	-	86,205
Safety Management - Tribe	-	-	-	-	-	-	-	-	-	-
Safety Management - Agency	-	4,000	-	-	4,500	-	-	-	-	8,500
Safety Management - Area	-	-	-	-	-	-	-	-	-	-
Retirement Adjustment	-	4,500	15,324	11,000	32,300	13,600	109,000	17,700	-	215,024
638 Pay Cost	43,791	133,189	1,562,787	807,908	888,008	279,018	2,023,909	375,938	-	6,334,327
Tribal Priority General Increase	108,400	414,407	2,627,488	1,273,562	2,641,827	599,716	3,730,109	550,713	-	12,553,062
Total, Tribal Priority Allocations	684,680	2,208,360	39,190,251	12,685,489	18,190,986	3,929,539	20,626,458	5,317,672	810,731	107,482,954
									-	
** OTHER RECURRING PROGRAMS **									-	
Facilities, Operation&Maintenance(Educ	-	-	-	-	278,875	64,192	376,054	-	-	719,121
Administrative Cost Grants	-	-	-	-	-	-	-	-	-	-
Area/Agency Technical Support	-	7,093	88,674	45,924	115,324	5,973	32,092	8,134	695	319,036
Irrigation O & M	-	-	-	-	-	12,500	-	47,416	-	59,916
Wildlife and Parks:	-	-	-	-	-	-	-	-	-	-
Rights Protection Implementation–	-	-	-	-	-	-	-	-	-	-
Western Washington (Boldt)	-	-	-	-	-	-	4,335,371	-	-	4,335,371
Great Lakes Area Resources Mgmt.	-	-	-	382,545	-	-	-	-	-	382,545
Chippewa/Ottawa Treaty Fisheries	-	-	-	1,253,439	-	-	-	-	-	1,253,439
US/Canada Pacific Salmon	-	-	-	-	-	-	5,329	-	-	5,329
Upper Columbia United Tribes	-	-	-	-	-	-	250	-	-	250
Fish Hatchery Operations & Maintenanc	-	-	-	144,579	-	-	1,536,012	-	-	1,680,591
Tribal Mgmt/Development Programs	-	48,792	-	397,588	-	99,575	99,575	-	-	645,530
Financial Trust Svcs (Moved to OST)	-	-	-	-	-	-	-	2,888	-	2,888
Total, Recurring Programs	-	55,885	88,674	2,224,075	394,199	182,240	6,384,683	58,438	695	9,404,016
** NON-RECURRING PROGRAMS **										
Self Governance Grants (Shortfalls)	-	-	36	660	58,080	48,486	1,241,317	473,300	-	1,821,879
Technical Assistance	-	-	7,040	-	-	-	10,286	-	-	17,326
Forestry	-	-	-	-	-	-	1,040,382	236,305	-	1,276,687
Water Mgmt, Planning & Pre-Development	-	-	-	-	-	-	40,603	175,000	-	215,603
Endangered Species	-	-	-	-	-	-	245,000	177,000	-	422,000
Indian Rights Protection:	-	-	-	-	-	-	-	-	-	-
Litigation Support	-	-	-	-	141,306	-	-	-	-	141,306
Real Estate Services	-	-	6,893	-	5,850	-	126	1,306	-	14,175
Probate Backlog Reduction	-	-	1,453	-	-	-	-	1,576	-	3,029
Total, Non-Recurring Programs	-	-	15,422	660	205,236	48,486	2,577,714	1,064,487	-	3,912,005
** CENTRAL OFFICE OPERATIONS **										
Central Office Operations	45,000	45,000	130,367	179,779	134,803	178,290	447,566	44,773	-	1,294,765
Services to Children, Elderly & Families	-	-	-	-	-	-	4,969	-	-	4,969
Housing Development	-	-	-	-	-	-	1,099	-	-	1,099
Community Development	-	-	-	-	-	-	4,878	-	-	4,878
Natural Resources, General	-	-	-	-	-	-	7,694	-	-	7,694
Executive Direction & EEO	-	-	52,775	-	29,740	-	53,823	-	-	136,338
Administrative Services	-	-	-	-	-	-	5,000	-	-	5,000
Indian Gaming	-	-	-	-	-	-	-	-	-	-
Total, Central Office Operations	45,000	45,000	183,142	179,779	164,543	178,290	525,029	44,773	-	1,454,743
**REGIONAL OFFICE OPERATIONS **										
Community Services, General	-	-	40,936	-	-	5,975	-	2,023	-	48,934
All Other Aid to Tribal Government	-	2,960	47,002	26,784	6,728	-	46,247	4,971	-	164,747
Services to Children, Elderly & Families	718	3,617	72,673	13,828	27,929	6,819	77,445	-	-	207,985
Housing Development	14,711	14,447	208,033	113,953	104,416	24,800	135,833	19,803	-	690,956
Adult Vocational Training	-	-	27,321	-	-	-	10,220	9	-	37,550
Economic Development	861	6,945	30,678	21,398	37,792	3,741	35,344	326	-	137,085
Natural Resources, General	-	8,582	-	20,164	-	5,494	209	342	-	40,549

2001 OSG Cumulative and Shortfall Base
As of January 14, 2000

Self-Governance Tribes - Total Regions

[NOTE: 2001 Tribal Bases do not include pay cost request of 3,347,000; pay costs will be distributed upon enactment.]

PROGRAM TITLE	Southwest Total 2001 Base	Rocky Mtn. Total 2001 Base	Alaska Total 2001 Base	Midwest Total 2001 Base	E. Oklahoma Total 2001 Base	Western Total 2001 Base	Northwest Total 2001 Base	Pacific Total 2001 Base	Eastern Total 2001 Base	Self-Governance TOTAL 2001 Base
Agriculture	-	-	-	4,190	20,739	3,319	13,053	-	-	41,301
Forestry	-	-	103,434	32,152	-	-	9,100	1,855	-	146,541
Forest Marketing Assistance	-	-	-	23,483	-	-	9,884	-	-	33,367
Water Resources	-	-	5	3,376	-	-	-	1,328	-	4,709
Wildlife and Parks	-	-	-	9,087	-	1,500	8,899	-	-	19,486
Minerals and Mining	-	-	-	-	-	-	-	-	-	4,804
Financial Trust Svcs (Moved to OST)	-	-	-	-	42,875	-	-	-	-	42,875
Trust Services, General	6,172	-	36,526	6,771	31,722	-	2,409	-	-	84,529
All Other Indian Rights Protection	-	-	89,669	23,230	16,939	-	-	684	-	130,522
Real Estate Services	-	-	66,145	16,183	11,919	8,549	46,405	2,433	-	180,434
Land Titles & Records Offices	-	-	-	-	164,294	-	49,500	-	-	213,794
Land Records Improvement	-	-	-	-	26,599	-	-	-	-	26,599
Environmental Quality Services	-	-	-	6,918	-	-	212	697	-	10,285
Executive Direction & EEO	-	7,403	33,932	23,551	5,787	9,901	67,366	2,931	-	168,827
Adminstrative Services	25,475	44,392	728,647	276,635	69,684	70,382	333,266	18,195	-	1,602,350
Personnel Services	-	-	-	-	-	-	-	-	-	3,544
Safety Management	1,363	1,000	-	17,026	3,704	1,803	909	-	-	29,065
Facilities Management	-	10,000	-	25,198	13,953	27,310	-	-	-	76,461
ADP Decentralized System Support	-	-	-	40,681	2,506	-	-	4,638	-	47,825
Total, Area Office Operations	49,300	99,346	1,485,001	704,608	587,586	169,593	846,301	60,235	-	4,195,124
** SPECIAL PROGRAMS AND POOLED OVERHEAD **										
Substance Abuse	-	-	-	698	-	-	-	-	-	698
Law Enforcement Initiative	7,640	1,272	-	8,016	37,692	23,326	35,365	3,657	-	134,173
Facilities Management:	-	-	-	-	-	-	-	-	-	-
GSA Rentals	-	-	31,922	-	-	-	-	-	-	31,922
Direct Rentals	-	-	-	-	-	-	-	-	-	21,438
Technical Training	-	-	-	-	-	-	-	-	-	-
Facilities Oper & Maintenance (non-edu	-	117,535	-	331,355	-	-	83,936	-	-	802,361
Total, Special Programs & Pooled Overhea	7,640	118,807	31,922	340,069	37,692	23,326	119,301	3,657	-	990,592
TOTAL OPERATION OF INDIAN PROGRA	786,620	2,527,398	40,994,412	16,134,680	19,580,242	4,531,474	31,079,486	6,549,262	811,426	127,439,434
TOTAL 2001 Self-Governance Base	786,620	2,527,398	40,994,412	16,134,680	19,580,242	4,531,474	31,079,486	6,549,262	811,426	127,439,434

2001 OSG Cumulative and Shortfall Base
As of January 14, 2000
Self-Governance Tribes - Alaska Region
[NOTE: 2001 Tribal Bases do not include pay cost request of 3,347,000; pay costs will be distributed upon enactment.]

PROGRAM TITLE	Tanana Chief Total 2001 Base	Kawerak Total 2001 Base	Tlingit-Haida Total 2001 Base	Kake Total 2001 Base	Ketchikan Total 2001 Base	Sitka Total 2001 Base	Yakutat Total 2001 Base	Gambell Total 2001 Base	Ieutian Pribil Total 2001 Base
** TRIBAL PRIORITY ALLOCATIONS **									
Community Services, General - Tribe	-	-	-	-	-	-	-	-	-
Community Services, General - Agency	-	-	-	-	-	-	-	-	26,261
Other Aid to Tribal Government - Tribe	462,644	126,808	109,555	11,612	57,943	62,596	13,790	6,323	107,730
Other Aid to Tribal Government - Agency	51,017	29,058	971	103	513	555	122	2,925	-
Other Aid to Tribal Government - Area	38,692	35,701	25,311	2,250	6,755	7,804	1,366	2,773	11,217
Consolidated Tribal Gov't Prog - Agency	-	-	-	-	-	-	-	-	1,689
Self- Governance Compacts (Gen. Reduc.)	(531,858)	(312,873)	(504,152)	(66,610)	(155,721)	(183,380)	(48,968)	(66,850)	(8,984)
Tribal Courts - Tribe	30,000	-	-	-	-	26,185	-	-	-
Small & Needy Tribes Distribution - Tribe	1,486,271	1,155,506	439,546	-	-	-	38,842	59,355	892,306
Other Tribal Government (Tribal Design)	-	-	-	-	-	-	-	-	-
Svcs to Chldrn, Eldrly, & Famls - Tribe	110,617	-	219,738	22,660	122,089	119,354	16,311	-	34,770
Svcs to Chldrn, Eldrly, & Famls - Agency	-	-	57,017	5,707	17,131	19,792	3,464	-	6,552
Svcs to Chldrn, Eldrly, & Famls - Area	130,034	169,027	127,121	38,525	26,973	31,181	32,749	26,740	76,600
Indian Child Welfare Act - Tribe	754,198	516,136	352,554	45,000	45,000	55,000	29,446	90,000	318,431
Indian Child Welfare Act - Agency	-	-	-	-	-	-	-	-	-
Welfare Assistance - Tribe	1,350,000	457,823	937,791	74,116	267,704	272,799	44,207	206,395	-
Housing Improvement Program-Tribe	166,000	252,800	249,700	71,700	42,800	144,800	43,900	37,400	32,900
Scholarships - Tribe	406,405	212,041	613,402	22,359	154,325	81,585	14,011	13,775	73,088
Scholarships - Agency	278	77,508	2,676	90	623	329	57	-	-
Scholarships - Area	(651)	-	-	-	-	-	-	-	-
Adult Education - Tribe	17,353	83,740	19,531	2,266	-	-	-	6,637	-
Adult Education - Agency	-	7,488	280	32	-	-	-	593	-
Johnson O'Malley Grants - Tribe	58,200	218,800	216,276	19,600	77,400	81,200	12,600	20,000	7,600
Other Public Safety & Justice (Tribal Design	-	-	-	-	-	-	-	-	-
Job Placement & Training - Tribe	670,516	265,868	446,332	49,740	148,409	161,931	17,121	20,728	123,100
Job Placement & Training - Agency	37,466	9,667	1,253	141	429	451	42	1,146	-
Job Placement & Training - Area	19,032	17,998	17,419	1,649	4,649	5,371	940	1,434	6,155
Economic Development - Tribe	69,134	-	-	-	-	-	-	-	-
Economic Development - Area	24,176	28,858	15,295	1,302	3,909	4,516	790	2,320	7,229
Road Maintenance - Tribe	-	120,357	66,132	-	-	-	-	-	-
Natural Resources, General - Tribe	-	-	890	-	-	-	-	-	-
Natural Resources, General - Agency	(186)	-	297	-	-	-	-	-	-
Natural Resources, General - Area	8,376	6,099	3,385	467	-	887	977	463	2,868
Agriculture - Tribe	86,762	190,473	(569)	-	-	-	-	-	-
Agriculture - Agency	-	7,990	-	-	-	-	-	-	-
Agriculture - Area	9,841	6,832	3,865	533	-	1,014	1,115	529	1,179
Forestry - Tribe	114,344	-	1,332	-	-	95	152	-	-
Forestry - Area	163,653	12,804	40,632	4,570	-	3,499	5,541	-	-
Water Resources - Tribe	10,750	-	-	-	-	-	-	-	-
Wildlife & Parks - Tribe	234,600	-	-	-	-	-	-	-	-
Wildlife & Parks - Area	11,056	8,375	3,964	642	-	1,219	1,340	639	1,238
Trust Services, General - Area	33,519	-	6,772	1,096	-	2,083	-	-	4,221
Other Rights Protection - Tribe	-	48,800	-	-	-	-	-	-	-
Other Rights Protection - Agency	-	59,145	-	-	-	-	-	-	-
Other Rights Protection - Area	47,918	20,327	11,009	1,781	-	3,385	3,723	-	41,632
Real Estate Services - Tribe	277,440	98,385	64,472	9,582	-	18,204	20,025	-	-
Real Estate Services - Agency	73,029	-	35,896	4,952	-	9,414	10,356	-	9,088
Real Estate Services - Area	68,470	26,492	22,011	1,680	-	3,195	3,516	-	1,444
Real Estate Appraisals - Tribe	-	-	-	-	-	-	-	-	-
Real Estate Appraisals - Area	35,185	13,621	4,661	643	-	1,223	1,314	-	-
Environmental Quality Services - Area	12,183	5,666	3,154	411	-	780	858	-	506
ANILCA Programs -Tribe	-	-	-	-	-	-	-	-	-
ANILCA Programs -Area	275,959	30,391	27,646	5,061	-	10,571	13,010	319	10,344
ANCSA Historical & Cemetary Sites-Area	35,339	120,969	23,253	2,698	-	5,862	6,105	1,556	73,379
Executive Direction - Agency	71,054	59,143	59,057	5,103	15,309	17,688	3,102	5,581	11,067
Executive Direction - Area	-	-	3,171	276	827	957	168	-	-
Administrative Services -Agency	92,258	89,421	61,487	5,313	15,940	18,416	3,230	5,762	21,677
Retirement Adjustment	979	5,965	4,686	464	1,220	1,208	267	535	-
638 Pay Cost	266,206	236,786	177,571	22,419	53,174	61,314	20,045	24,886	74,728
Tribal Priority General Increase	496,184	446,392	540,647	58,651	146,092	155,142	39,285	41,019	92,847
Total, Tribal Priority Allocations	7,774,443	4,966,387	4,523,037	428,484	1,053,493	1,208,225	354,919	512,983	2,062,862
** OTHER RECURRING PROGRAMS **									
Area/Agency Technical Support	9,887	11,992	17,257	887	4,647	3,262	533	820	1,495
Total, Recurring Programs	9,887	11,992	17,257	887	4,647	3,262	533	820	1,495
** NON-RECURRING PROGRAMS **									
Self Governance Grants (Shortfalls)	-	-	-	-	36	-	-	-	-
Technical Assistance	-	-	4,171	355	1,066	1,232	216	-	-
Real Estate Services	-	-	3,687	580	-	1,251	1,375	-	-
Probate Backlog Reduction	-	-	630	149	-	321	353	-	-
Total, Non-Recurring Programs	-	-	8,488	1,084	1,102	2,804	1,944	-	-
** CENTRAL OFFICE OPERATIONS **									
Central Office Operations	45,000	40,784	25,653	1,893	5,681	6,562	1,148	3,646	-
Executive Direction & EEO	-	-	30,253	2,786	8,367	9,669	1,700	-	-

2001 OSG Cumulative and Shortfall Base
As of January 14, 2000

Self-Governance Tribes - Alaska Region

[NOTE: 2001 Tribal Bases do not include pay cost request of 3,347,000; pay costs will be distributed upon enactment.]

PROGRAM TITLE	Tanana Chief Total 2001 Base	Kawerak Total 2001 Base	Tlingit-Haida Total 2001 Base	Kake Total 2001 Base	Ketchikan Total 2001 Base	Sitka Total 2001 Base	Yakutat Total 2001 Base	Gambell Total 2001 Base	Ieutian Pribil Total 2001 Base
Total, Central Office Operations	45,000	40,784	55,906	4,679	14,048	16,231	2,848	3,646	-
**REGIONAL OFFICE OPERATIONS **									
Community Services, General	10,929	11,336	10,434	901	2,705	3,126	547	958	-
All Other Aid to Tribal Government	14,612	1,213	5,982	532	1,596	1,844	323	-	2,318
Services to Children, Elderly & Families	14,755	25,160	18,139	1,545	4,637	5,357	934	2,146	-
Housing Development	11,200	55,950	40,131	13,768	8,158	28,000	8,508	10,753	3,824
Adult Vocational Training	9,410	845	-	-	-	-	-	-	1,986
Economic Development	13,949	1,785	6,854	754	2,263	2,615	458	-	-
Forestry	41,297	16,046	5,745	596	-	517	819	-	-
Water Resources	5	-	-	-	-	-	-	-	-
Trust Services, General	15,380	13,228	4,056	596	-	1,285	1,414	567	-
All Other Indian Rights Protection	16,703	21,997	3,855	590	-	1,274	1,401	1,084	568
Real Estate Services	19,466	9,313	3,455	432	-	931	1,024	-	249
Executive Direction & EEO	9,268	6,396	-	-	-	-	-	510	2,335
Adminstrative Services	149,105	106,635	93,007	8,044	24,144	27,893	4,877	8,528	37,546
Total, Area Office Operations	326,079	269,904	193,658	27,758	43,503	72,842	20,305	24,546	48,826
** SPECIAL PROGRAMS AND POOLED OVERHEAD **									
Facilities Management:	-	-	-	-	-	-	-	-	-
GSA Rentals	-	-	18,914	1,611	4,834	5,586	977	-	-
Total, Special Programs & Pooled Overhead	-	-	18,914	1,611	4,834	5,586	977	-	-
TOTAL OPERATION OF INDIAN PROGRAM	8,155,409	5,289,067	4,817,260	464,503	1,121,627	1,308,950	381,526	541,995	2,113,183
TOTAL 2001 Self-Governance Base	8,155,409	5,289,067	4,817,260	464,503	1,121,627	1,308,950	381,526	541,995	2,113,183

2001 OSG Cumulative and Shortfall Base
As of January 14, 2000
Self-Governance Tribes - Alaska Regi
[NOTE: 2001 Tribal Bases do not include pay co

PROGRAM TITLE	Bristol Bay Total 2001 Base	Chugachmiut Total 2001 Base	Copper River Total 2001 Base	AVCP Total 2001 Base	Maniilaq Total 2001 Base	Athabascan Total 2001 Base	Kwinhagak Total 2001 Base	Barrow Total 2001 Base	Kotzebue Total 2001 Base
** TRIBAL PRIORITY ALLOCATIONS **									
Community Services, General - Tribe	-	(3,166)	-	-	-	-	-	-	-
Community Services, General - Agency	60,714	15,528	11,141	-	-	-	-	-	-
Other Aid to Tribal Government - Tribe	282,212	111,517	146,781	574,072	58,100	-	144,687	177,898	109,775
Other Aid to Tribal Government - Agency	-	-	-	-	-	-	-	18,177	-
Other Aid to Tribal Government - Area	32,531	6,117	4,550	40,492	8,166	-	-	7,819	5,863
Consolidated Tribal Gov't Prog - Agency	3,914	420	260	-	-	-	-	-	-
Self- Governance Compacts (Gen. Reduc.)	(25,041)	(5,671)	(4,620)	(29,489)	(5,613)	(301)	-	-	-
Tribal Courts - Tribe	-	-	1,143	24,500	-	-	-	-	-
Small & Needy Tribes Distribution - Tribe	1,867,890	207,443	330,851	1,708,820	61,500	-	-	-	-
Other Tribal Government (Tribal Design)	-	-	-	(95,668)	-	-	-	-	-
Svcs to Chldrn, Eldrly, & Famls - Tribe	14,315	12,824	434	58,300	1,700	-	1,194	63,325	2,050
Svcs to Chldrn, Eldrly, & Famls - Agency	14,362	2,694	2,427	-	-	-	-	7,262	-
Svcs to Chldrn, Eldrly, & Famls - Area	163,231	30,570	29,415	212,861	88,622	-	-	30,144	22,782
Indian Child Welfare Act - Tribe	700,831	121,840	60,900	725,049	29,300	-	-	47,871	56,757
Indian Child Welfare Act - Agency	-	-	-	-	-	-	-	372	-
Welfare Assistance - Tribe	-	-	-	-	-	-	-	-	-
Housing Improvement Program-Tribe	102,000	35,700	55,600	156,900	108,800	-	-	-	-
Scholarships - Tribe	318,743	23,112	33,074	490,006	300	-	-	83,851	132,544
Scholarships - Agency	-	-	-	-	43,775	-	-	7,819	-
Scholarships - Area	-	-	-	-	-	-	-	-	-
Adult Education - Tribe	5,140	-	2,061	9,500	84,500	-	-	-	-
Adult Education - Agency	-	-	-	-	-	-	-	-	-
Johnson O'Malley Grants - Tribe	154,975	31,795	17,800	277,602	-	-	16,401	96,559	78,196
Other Public Safety & Justice (Tribal Design	-	-	-	-	800	-	-	-	-
Job Placement & Training - Tribe	223,501	39,748	39,305	176,626	51,300	-	-	68,884	104,927
Job Placement & Training - Agency	-	-	-	-	-	-	-	18,172	-
Job Placement & Training - Area	15,110	2,730	2,829	27,973	8,638	-	-	4,620	3,472
Economic Development - Tribe	12,740	-	-	49,183	-	-	-	-	-
Economic Development - Area	18,318	3,770	3,327	22,030	7,241	-	-	-	-
Road Maintenance - Tribe	-	18,149	5,085	-	-	-	-	-	-
Natural Resources, General - Tribe	48,257	42,588	-	108,220	600	-	299	-	-
Natural Resources, General - Agency	-	-	-	-	-	186	-	843	-
Natural Resources, General - Area	7,490	1,480	1,288	9,150	1,876	-	-	1,944	-
Agriculture - Tribe	-	-	9,264	36,800	54,300	-	-	-	-
Agriculture - Agency	-	-	-	-	-	-	-	-	-
Agriculture - Area	2,991	615	543	3,964	853	-	-	626	-
Forestry - Tribe	-	-	2,951	-	-	-	-	-	-
Forestry - Area	89,431	58,308	8,132	49,246	19,837	-	1,403	108	-
Water Resources - Tribe	-	-	-	240	-	-	-	-	-
Wildlife & Parks - Tribe	-	-	3,692	-	-	5,573	-	109,698	-
Wildlife & Parks - Area	3,111	646	570	3,694	1,084	263	-	627	-
Trust Services, General - Area	11,993	2,744	2,954	34,363	-	-	708	-	-
Other Rights Protection - Tribe	-	-	18,063	-	83,400	-	-	-	59,959
Other Rights Protection - Agency	-	-	-	-	-	-	-	-	-
Other Rights Protection - Area	26,867	36,669	6,891	116,015	21,677	-	1,991	4,141	2,505
Real Estate Services - Tribe	260,115	-	-	292,390	133,100	-	14,600	80,191	35,855
Real Estate Services - Agency	-	22,328	30,958	-	-	-	-	-	-
Real Estate Services - Area	49,564	3,474	4,917	102,726	35,276	-	4,498	-	-
Real Estate Appraisals - Tribe	-	-	-	120	-	-	-	-	-
Real Estate Appraisals - Area	-	-	-	52,944	-	-	-	-	-
Environmental Quality Services - Area	9,339	653	932	19,272	14,063	-	779	1,707	3,102
ANILCA Programs -Tribe	-	-	-	-	-	-	-	-	7,378
ANILCA Programs -Area	157,751	7,019	12,473	307,956	107,914	-	15,151	8,514	40,637
ANCSA Historical & Cemetary Sites-Area	7,194	65,483	8,221	136,961	18,705	-	-	-	-
Executive Direction - Agency	26,702	5,391	4,859	42,138	15,481	45	-	-	-
Executive Direction - Area	-	-	-	-	-	-	-	-	-
Administrative Services -Agency	49,317	10,024	9,033	27,632	29,884	59	-	-	-
Retirement Adjustment	-	-	-	-	-	-	-	-	-
638 Pay Cost	209,910	49,334	36,159	276,511	53,744	-	-	-	-
Tribal Priority General Increase	232,424	47,402	49,029	274,101	7,968	305	-	-	-
Total, Tribal Priority Allocations	5,157,942	1,009,278	953,292	6,323,200	1,146,891	6,130	201,711	841,172	665,802
** OTHER RECURRING PROGRAMS **									
Area/Agency Technical Support	9,577	1,228	1,059	14,556	2,571	-	884	3,787	4,232
Total, Recurring Programs	9,577	1,228	1,059	14,556	2,571	-	884	3,787	4,232
** NON-RECURRING PROGRAMS **									
Self Governance Grants (Shortfalls)	-	-	-	-	-	-	-	-	-
Technical Assistance	-	-	-	-	-	-	-	-	-
Real Estate Services	-	-	-	-	-	-	-	-	-
Probate Backlog Reduction	-	-	-	-	-	-	-	-	-
Total, Non-Recurring Programs	-	-	-	-	-	-	-	-	-
** CENTRAL OFFICE OPERATIONS **									
Central Office Operations	-	-	-	-	-	-	-	-	-
Executive Direction & EEO	-	-	-	-	-	-	-	-	-

2001 OSG Cumulative and Shortfall Base
As of January 14, 2000
Self-Governance Tribes - Alaska Regi
[NOTE: 2001 Tribal Bases do not include pay co

PROGRAM TITLE	Bristol Bay Total 2001 Base	Chugachmiut Total 2001 Base	Copper River Total 2001 Base	AVCP Total 2001 Base	Maniilaq Total 2001 Base	Athabascan Total 2001 Base	Kwinhagak Total 2001 Base	Barrow Total 2001 Base	Kotzebue Total 2001 Base
Total, Central Office Operations	-	-	-	-	-	-	-	-	-
**REGIONAL OFFICE OPERATIONS **									
Community Services, General	-	-	-	-	-	-	-	-	-
All Other Aid to Tribal Government	6,858	1,368	1,207	9,149	-	-	-	-	-
Services to Children, Elderly & Families	-	-	-	-	-	-	-	-	-
Housing Development	-	1,586	-	20,257	5,898	-	-	-	-
Adult Vocational Training	5,690	1,177	1,038	7,175	-	-	-	-	-
Economic Development	-	-	-	-	-	-	-	-	-
Forestry	16,472	1,511	681	18,176	1,335	-	239	-	-
Water Resources	-	-	-	-	-	-	-	-	-
Trust Services, General	-	-	-	-	-	-	-	-	-
All Other Indian Rights Protection	10,494	732	1,045	19,586	6,393	-	857	1,097	1,993
Real Estate Services	8,725	821	848	16,019	4,160	-	702	-	-
Executive Direction & EEO	5,957	1,213	1,071	7,176	-	6	-	-	-
Adminstrative Services	90,059	18,446	16,279	112,829	31,159	96	-	-	-
Total, Area Office Operations	144,255	26,854	22,169	210,367	48,945	102	1,798	1,097	1,993
** SPECIAL PROGRAMS AND POOLED OVE									
Facilities Management:	-	-	-	-	-	-	-	-	-
GSA Rentals	-	-	-	-	-	-	-	-	-
Total, Special Programs & Pooled Overhead	-	-	-	-	-	-	-	-	-
TOTAL OPERATION OF INDIAN PROGRAM	5,311,774	1,037,360	976,520	6,548,123	1,198,407	6,232	204,393	846,056	672,027
TOTAL 2001 Self-Governance Base	5,311,774	1,037,360	976,520	6,548,123	1,198,407	6,232	204,393	846,056	672,027

2001 OSG Cumulative and Shortfall Base
As of January 14, 2000

Self-Governance Tribes - Southwest Region

[NOTE: 2001 Tribal Bases do not include pay cost request of 3,

PROGRAM TITLE	Santa Clara Total 2001 Base
** TRIBAL PRIORITY ALLOCATIONS **	
Other Aid to Tribal Government - Tribe	-
Other Aid to Tribal Government - Agency	9,568
Other Aid to Tribal Government - Area	3,646
Consolidated Tribal Gov't Prog. - Tribe	204,994
Self- Governance Compacts (Gen. Reduc.)	(102,053)
Svcs to Chldrn, Eldrly, & Famls - Tribe	128,000
Svcs to Chldrn, Eldrly, & Famls - Agency	21,909
Svcs to Chldrn, Eldrly, & Famls - Area	1,129
Indian Child Welfare Act - Tribe	55,000
Housing Improvement Program-Tribe	39,100
Economic Development - Agency	16,263
Economic Development - Area	868
Natural Resources, General - Agency	7,054
Natural Resources, General - Area	4,167
Agriculture - Tribe	-
Agriculture - Agency	50,939
Agriculture - Area	-
Water Resources - Agency	7,814
Water Resources - Area	-
Wildlife & Parks - Tribe	-
Wildlife & Parks - Agency	8,954
Wildlife & Parks - Area	-
Trust Services, General - Tribe	-
Trust Services, General - Agency	-
Trust Services, General - Area	2,344
Other Rights Protection - Tribe	22,400
Other Rights Protection - Agency	5,969
Other Rights Protection - Area	-
Real Estate Services - Tribe	-
Real Estate Services - Agency	6,515
Real Estate Services - Area	-
Executive Direction - Tribe	-
Executive Direction - Agency	14,382
Executive Direction - Area	-
Administrative Services - Tribe	-
Administrative Services -Agency	23,527
Administrative Services -Area	-
638 Pay Cost	43,791
Tribal Priority General Increase	108,400
Total, Tribal Priority Allocations	684,680
** CENTRAL OFFICE OPERATIONS **	
Central Office Operations	45,000
Total, Central Office Operations	45,000
**REGIONAL OFFICE OPERATIONS **	
Services to Children, Elderly & Families	718
Housing Development	14,711
Economic Development	861
Trust Services, General	6,172
Adminstrative Services	25,475
Safety Management	1,363
Total, Area Office Operations	49,300
** SPECIAL PROGRAMS AND POOLED OVERHEAD **	
Law Enforcement Initiative	7,640
Total, Special Programs & Pooled Overhead	7,640
TOTAL OPERATION OF INDIAN PROGRAM	786,620
TOTAL 2001 Self-Governance Base	786,620

2001 OSG Cumulative and Shortfall Base
As of January 14, 2000

Self-Governance Tribes - Southern Plains Region

[NOTE: 2001 Tribal Bases do not include pay cost request of 3,347,000; pay costs will be distributed upon enactment.]

PROGRAM TITLE	Absentee Shawnee Total 2001 Base	Sac & Fox Total 2001 Base	Kickapoo Total 2001 Base	Kaw Total 2001 Base	Citizen Potawato Total 2001 Base	Ponca Total 2001 Base	Delaware(W. Ok) Total 2001 Base
** TRIBAL PRIORITY ALLOCATIONS **							
Other Aid to Tribal Government - Tribe	60,726	2,567	1,235	-	514,555	117,720	74,616
Other Aid to Tribal Government - Agency	-	1,226	-	-	-	-	-
Other Aid to Tribal Government - Area	226	-	-	1,235	-	-	-
Consolidated Tribal Gov't Prog. - Tribe	-	339,666	-	211,196	-	-	-
Self- Governance Compacts (Gen. Reduc.)	(119,741)	(163,323)	(1,809)	(2,534)	(3,043)	(1,984)	-
Tribal Courts - Tribe	26,161	1,382	26,700	-	20,000	-	-
Tribal Courts - Agency	-	-	-	2,673	-	7,600	-
Tribal Courts - Area	293	7,393	4,944	4,944	7,714	7,714	-
Svcs to Chldrn, Eldrly, & Famls - Tribe	10,989	1,284	46,700	-	50,796	-	-
Svcs to Chldrn, Eldrly, & Famls - Agency	-	-	-	3,870	-	39,834	-
Svcs to Chldrn, Eldrly, & Famls - Area	13,924	17,624	7,556	6,627	11,000	-	-
Indian Child Welfare Act - Tribe	45,000	55,000	38,900	38,900	68,169	54,468	41,174
Welfare Assistance - Tribe	15,000	-	-	-	-	-	-
Housing Improvement Program-Tribe	37,500	46,300	24,700	28,300	-	-	-
Scholarships - Tribe	42,545	1,284	48,900	-	-	156,274	84,760
Adult Education - Tribe	4,944	-	-	-	1,047	35,100	16,897
Johnson O'Malley Grants - Tribe	12,300	114,000	30,600	6,700	60,600	44,296	-
Community Fire Protection - Tribe	2,001	-	-	-	-	-	-
Job Placement & Training - Tribe	37,655	1,284	26,900	-	7,972	-	10,784
Economic Development - Tribe	4,697	-	2,600	-	994	-	-
Economic Development - Agency	-	-	-	2,918	350	-	-
Economic Development - Area	1,561	3,161	967	966	-	3,344	-
Agriculture - Tribe	15,900	197	-	-	3,366	-	-
Agriculture - Agency	-	-	-	1,016	-	5,664	-
Agriculture - Area	1,462	4,562	-	45	1,080	4,319	-
Wildlife & Parks - Tribe	9,981	-	-	-	-	-	-
Minerals and Mining - Tribe	400	-	-	-	-	-	-
Minerals and Mining - Area	563	963	-	-	-	-	-
Other Rights Protection - Tribe	1,100	-	-	-	-	-	-
Other Rights Protection - Area	272	1,372	-	-	-	-	-
Real Estate Services - Tribe	35,439	2,172	-	-	7,503	-	-
Real Estate Services - Agency	-	-	-	42,865	-	-	-
Real Estate Services - Area	-	-	-	-	-	-	-
Real Estate Appraisals - Tribe	9,317	-	-	-	1,972	-	-
Real Estate Appraisals - Agency	-	-	-	325	-	-	-
Real Estate Appraisals - Area	3,549	5,849	-	-	-	-	-
Environmental Quality Services - Tribe	1,700	-	-	-	-	-	-
Environmental Quality Services - Agency	-	-	-	-	-	-	-
Environmental Quality Services - Area	-	1,280	-	106	-	-	-
Executive Direction - Tribe	-	-	-	-	-	-	-
Executive Direction - Agency	17,207	20,850	22,433	21,556	31,739	-	-
Executive Direction - Area	-	-	39	39	-	-	-
Administrative Services - Tribe	-	-	-	-	-	-	-
Administrative Services -Agency	18,362	22,250	15,362	16,456	22,071	-	-
Administrative Services -Area	-	-	-	5,798	-	-	-
Retirement Adjustment	6,900	4,700	-	-	-	-	-
638 Pay Cost	54,851	79,315	19,362	26,926	23,781	15,544	-
Tribal Priority General Increase	193,947	214,360	91,560	99,560	7,413	-	-
Total, Tribal Priority Allocations	566,731	786,718	407,649	520,487	839,079	489,893	228,231
** OTHER RECURRING PROGRAMS **							
Area/Agency Technical Support	1,217	2,306	-	2,551	2,312	4,713	2,028
Total, Recurring Programs	1,217	2,306	-	2,551	2,312	4,713	2,028
** CENTRAL OFFICE OPERATIONS **							
Central Office Operations	44,757	44,430	-	-	-	-	-
Total, Central Office Operations	44,757	44,430	-	-	-	-	-
**REGIONAL OFFICE OPERATIONS **							
Community Services, General	-	-	-	-	-	-	-
All Other Aid to Tribal Government	7,314	7,314	2,264	2,210	5,477	5,476	-
Services to Children, Elderly & Families	2,478	2,478	-	-	-	-	-
Housing Development	9,891	9,891	10,000	7,176	10,825	7,177	-
Natural Resources, General	1,846	1,846	126	524	283	1,133	-
Minerals and Mining	2,402	2,402	-	-	-	-	-
Trust Services, General	438	438	-	22	16	15	-
Real Estate Services	14,400	14,400	-	-	-	-	-
Environmental Quality Services	1,063	1,063	281	51	-	-	-
Executive Direction & EEO	8,978	8,978	-	-	-	-	-
Adminstrative Services	13,327	13,327	4,510	4,510	-	-	-
Personnel Services	1,772	1,772	-	-	-	-	-
Safety Management	1,630	1,630	-	-	-	-	-
Total, Area Office Operations	65,539	65,539	17,181	14,493	16,601	13,801	-

2001 OSG Cumulative and Shortfall Base
As of January 14, 2000

Self-Governance Tribes - Southern Plains Region

[NOTE: 2001 Tribal Bases do not include pay cost request of 3,347,000; pay costs will be distributed upon enactment.]

PROGRAM TITLE	Absentee Shawnee Total 2001 Base	Sac & Fox Total 2001 Base	Kickapoo Total 2001 Base	Kaw Total 2001 Base	Citizen Potawato Total 2001 Base	Ponca Total 2001 Base	Delaware(W. Ok) Total 2001 Base
** SPECIAL PROGRAMS AND POOLED OVERHEAD **							
Law Enforcement Initiative	1,474	4,274	-	11,457	-	-	-
Facilities Management:	-	-	-	-	-	-	-
Direct Rentals	10,719	10,719	-	-	-	-	-
Facilities Oper & Maintenance (non-educ)	-	269,535	-	-	-	-	-
Total, Special Programs & Pooled Overhead	12,193	284,528	-	11,457	-	-	-
TOTAL OPERATION OF INDIAN PROGRAM	690,437	1,183,521	424,830	548,988	857,992	508,407	230,259
TOTAL 2001 Self-Governance Base	690,437	1,183,521	424,830	548,988	857,992	508,407	230,259

2001 OSG Cumulative and Shortfall Base
As of January 14, 2000

Self-Governance Tribes - Eastern Region

[NOTE: 2001 Tribal Bases do not include pay cost request of 3,347,000; pay costs will be distributed upon enactment.]

PROGRAM TITLE	Wampanoag Total 2001 Base
** TRIBAL PRIORITY ALLOCATIONS **	
Other Aid to Tribal Government - Tribe	810,731
Other Aid to Tribal Government - Area	-
Total, Tribal Priority Allocations	810,731
** OTHER RECURRING PROGRAMS **	
Area/Agency Technical Support	695
Total, Recurring Programs	695
TOTAL OPERATION OF INDIAN PROGRAMS	811,426
TOTAL 2001 Self-Governance Base	811,426

2001 OSG Cumulative and Shortfall Base
As of January 14, 2000

Self-Governance Tribes - Rocky Mountain Region

[NOTE: 2001 Tribal Bases do not include pay cost request of 3.34

PROGRAM TITLE	Chippewa Cree Total 2001 Base
** TRIBAL PRIORITY ALLOCATIONS **	
Other Aid to Tribal Government - Tribe	-
Other Aid to Tribal Government - Agency	206,400
Other Aid to Tribal Government - Area	2,376
Self- Governance Compacts (Gen. Reduc.)	(383,108)
Tribal Courts - Tribe	-
Tribal Courts - Agency	162,900
Tribal Courts - Area	-
Svcs to Chldrn, Eldrly, & Famls - Tribe	-
Svcs to Chldrn, Eldrly, & Famls - Agency	223,900
Svcs to Chldrn, Eldrly, & Famls - Area	22,276
Indian Child Welfare Act - Tribe	55,000
Housing Improvement Program-Tribe	44,500
Other Human Services (Tribal Design)	-
Scholarships - Tribe	-
Scholarships - Agency	266,953
Scholarships - Area	-
Johnson O'Malley Grants - Tribe	87,700
Community Fire Protection - Tribe	-
Community Fire Protection - Agency	1,000
Community Fire Protection - Area	-
Job Placement & Training - Tribe	-
Job Placement & Training - Agency	70,100
Job Placement & Training - Area	-
Economic Development - Tribe	38,700
Economic Development - Agency	-
Economic Development - Area	2,944
Road Maintenance - Tribe	261,600
Natural Resources, General - Agency	5,900
Agriculture - Agency	110,100
Agriculture - Area	7,986
Forestry - Agency	97,600
Forestry - Area	3,600
Water Resources - Agency	100,000
Water Resources - Area	7,882
Wildlife & Parks - Area	6,316
Minerals and Mining - Area	4,522
Other Rights Protection - Area	11,603
Real Estate Services - Agency	64,500
Real Estate Appraisals - Area	6,589
Environmental Quality Services - Area	1,725
Executive Direction - Agency	32,900
Administrative Services -Agency	127,800
Safety Management - Agency	4,000
Retirement Adjustment	4,500
638 Pay Cost	133,189
Tribal Priority General Increase	414,407
Total, Tribal Priority Allocations	2,208,360
** OTHER RECURRING PROGRAMS **	
Area/Agency Technical Support	7,093
Tribal Mgmt/Development Programs	48,792
Total, Recurring Programs	55,885
** CENTRAL OFFICE OPERATIONS **	
Central Office Operations	45,000
Total, Central Office Operations	45,000
**REGIONAL OFFICE OPERATIONS **	
All Other Aid to Tribal Government	2,960
Services to Children, Elderly & Families	3,617
Housing Development	14,447
Economic Development	6,945
Natural Resources, General	8,582
Executive Direction & EEO	7,403
Adminstrative Services	44,392
Safety Management	1,000
Facilities Management	10,000
Total, Area Office Operations	99,346
** SPECIAL PROGRAMS AND POOLED OVERHEAD **	
Law Enforcement Initiative	1,272
Facilities Oper & Maintenance (non-educ)	117,535
Total, Special Programs & Pooled Overhead	118,807
TOTAL OPERATION OF INDIAN PROGRAM	2,527,398
TOTAL 2001 Self-Governance Base	2,527,398

2001 OSG Cumulative and Shortfall Base
As of January 14, 2000
Self-Governance Tribes - Midwest Region
[NOTE: 2001 Tribal Bases do not include pay cost request of 3,347,000; pay costs will be distributed upon enactment.]

PROGRAM TITLE	Mille Lacs Total 2001 Base	Gr. Traverse Total 2001 Base	Leech Lake Total 2001 Base	Oneida Total 2001 Base	Boise Forte Total 2001 Base	ault Ste.Mari Total 2001 Base	Gr. Portage Total 2001 Base	Red Lake Total 2001 Base	Fond du Lac Total 2001 Base
** TRIBAL PRIORITY ALLOCATIONS **									
Other Aid to Tribal Government - Tribe	12,099	-	-	-	-	-	-	-	-
Other Aid to Tribal Government - Agency	29,376	106,009	115,793	13,560	26,349	82,300	-	56,900	-
Other Aid to Tribal Government - Area	-	-	-	-	-	5,035	1,009	2,461	1,218
Consolidated Tribal Gov't Prog. - Tribe	-	-	-	-	-	144,000	-	-	-
Consolidated Tribal Gov't Prog - Agency	-	-	-	-	-	-	406,070	-	553,800
Self- Governance Compacts (Gen. Reduc.)	(185,120)	(261,487)	(227,233)	(126,138)	1,573	32,853	(3,255)	(21,228)	(5,604)
Tribal Courts - Tribe	-	77,900	-	-	-	152,000	-	-	-
Tribal Courts - Agency	21,420	-	-	-	118,420	-	-	246,900	-
Svcs to Chldrn, Eldrly, & Famls - Tribe	-	181,500	-	-	-	605,900	-	-	-
Svcs to Chldrn, Eldrly, & Famls - Agency	16,140	-	33,758	-	18,531	-	-	220,200	-
Svcs to Chldrn, Eldrly, & Famls - Area	-	10,000	10,214	6,966	6,921	14,999	2,450	7,333	3,151
Indian Child Welfare Act - Tribe	45,000	45,000	75,000	75,000	47,600	78,900	25,500	65,860	61,100
Welfare Assistance - Tribe	-	164,000	-	-	-	-	-	-	-
Housing Improvement Program-Tribe	50,700	35,300	91,400	78,700	33,400	97,800	29,800	50,100	-
Scholarships - Tribe	-	118,200	-	-	-	-	-	-	-
Scholarships - Agency	133,074	-	290,083	-	99,244	-	-	254,100	-
Scholarships - Area	-	-	-	336,100	-	-	-	-	-
Johnson O'Malley Grants - Tribe	48,900	42,900	161,700	133,100	12,300	210,300	3,100	136,400	98,900
Community Fire Protection - Tribe	-	-	-	12,000	-	-	-	-	-
Community Fire Protection - Agency	878	-	1,449	1,600	1,278	-	-	42,500	-
Other Public Safety & Justice (Tribal Design	-	-	-	-	-	8,200	-	-	-
Job Placement & Training - Tribe	-	45,200	-	206,000	-	-	-	-	-
Job Placement & Training - Agency	68,249	-	149,514	2,991	49,779	-	-	469,900	-
Economic Development - Agency	7,598	-	12,614	-	12,437	-	-	84,100	-
Economic Development - Area	-	-	-	-	-	4,751	974	2,323	1,176
Road Maintenance - Tribe	17,500	2,500	141,025	15,672	92,339	-	23,356	427,307	45,190
Natural Resources, General - Agency	10,123	-	31,021	-	23,830	-	-	-	-
Agriculture - Tribe	-	-	-	3,500	-	-	-	-	-
Forestry - Agency	56,532	4,250	70,660	2,663	87,280	-	53,470	645,700	25,204
Water Resources - Agency	14,207	-	22,008	-	13,205	-	-	88,900	-
Wildlife & Parks - Tribe	82,067	-	-	-	-	97,700	-	-	-
Wildlife & Parks - Agency	12,836	86,900	359,174	-	74,317	-	-	256,600	-
Wildlife & Parks - Area	540	233	-	-	-	-	-	-	-
Trust Services, General - Tribe	-	-	-	-	-	-	-	-	-
Trust Services, General - Agency	-	-	-	-	-	-	-	400	-
Trust Services, General - Area	-	-	-	-	-	1,148	-	10,583	-
Other Rights Protection - Agency	-	-	-	3,353	-	-	-	1,100	-
Real Estate Services - Agency	21,812	16,300	29,233	37,280	18,486	3,070	-	43,600	-
Real Estate Services - Area	-	-	-	-	2,134	2,701	-	24,906	-
Real Estate Appraisals - Agency	-	-	-	5,516	-	-	-	-	-
Environmental Quality Services - Area	-	-	-	-	-	867	970	7,993	751
Executive Direction - Agency	13,967	14,271	18,476	10,029	17,425	10,400	6,094	93,300	3,070
Administrative Services -Agency	41,933	32,790	55,471	32,470	52,308	22,625	18,869	182,100	17,617
Administrative Services -Area	-	677	-	-	-	-	-	-	-
Retirement Adjustment	5,600	2,900	1,900	600	-	-	-	-	-
638 Pay Cost	73,701	98,451	78,221	43,249	61,694	112,523	30,618	263,195	46,256
Tribal Priority General Increase	228,691	206,156	163,667	125,695	104,149	137,733	33,889	227,030	46,552
Total, Tribal Priority Allocations	827,823	1,029,950	1,685,148	1,019,906	974,999	1,725,805	632,914	3,890,563	898,381
** OTHER RECURRING PROGRAMS **									
Area/Agency Technical Support	3,639	3,222	9,036	9,384	2,231	4,206	1,238	7,810	5,158
Wildlife and Parks:	-	-	-	-	-	-	-	-	-
Great Lakes Area Resources Mgmt.	217,545	-	-	-	-	-	-	-	165,000
Chippewa/Ottawa Treaty Fisheries	-	616,914	-	-	-	636,525	-	-	-
Fish Hatchery Operations & Maintenance	-	-	98,579	-	-	-	-	46,000	-
Tribal Mgmt/Development Programs	29,843	-	-	59,745	-	-	35,000	174,000	99,000
Total, Recurring Programs	251,027	620,136	107,615	69,129	2,231	640,731	36,238	227,810	269,158
** NON-RECURRING PROGRAMS **									
Self Governance Grants (Shortfalls)	-	660	-	-	-	-	-	-	-
Total, Non-Recurring Programs	-	660	-	-	-	-	-	-	-
** CENTRAL OFFICE OPERATIONS **									
Central Office Operations	44,779	45,000	45,000	45,000	-	-	-	-	-
Total, Central Office Operations	44,779	45,000	45,000	45,000	-	-	-	-	-
**REGIONAL OFFICE OPERATIONS **									
All Other Aid to Tribal Government	4,112	3,838	7,420	9,376	2,038	-	-	-	-
Services to Children, Elderly & Families	2,158	2,158	3,829	4,921	762	-	-	-	-
Housing Development	13,466	7,578	16,182	16,943	2,761	-	-	48,500	8,523
Economic Development	3,416	3,416	5,260	5,649	1,437	596	149	1,279	196
Natural Resources, General	1,198	1,198	675	-	779	10	825	14,604	875
Agriculture	1,060	1,060	500	958	612	-	-	-	-
Forestry	4,464	3,933	4,936	3,985	7,221	-	661	6,622	330
Forest Marketing Assistance	245	245	1,339	61	2,741	-	-	18,852	-
Water Resources	1,386	-	-	-	1,990	-	-	-	-

2001 OSG Cumulative and Shortfall Base
As of January 14, 2000

Self-Governance Tribes - Midwest Region

[NOTE: 2001 Tribal Bases do not include pay cost request of 3,347,000; pay costs will be distributed upon enactment.]

PROGRAM TITLE	Mille Lacs Total 2001 Base	Gr. Traverse Total 2001 Base	Leech Lake Total 2001 Base	Oneida Total 2001 Base	Boise Forte Total 2001 Base	ault Ste.Mari Total 2001 Base	Gr. Portage Total 2001 Base	Red Lake Total 2001 Base	Fond du Lac Total 2001 Base
Wildlife and Parks	2,997	2,997	882	1,370	841	-	-	-	-
Trust Services, General	2,578	2,578	1,615	-	-	-	-	-	-
All Other Indian Rights Protection	7,419	1,725	7,015	1,714	-	9	-	4,780	568
Real Estate Services	6,726	2,833	4,998	-	1,626	-	-	-	-
Environmental Quality Services	1,153	911	2,072	2,226	556	-	-	-	-
Executive Direction & EEO	3,115	2,901	7,526	8,440	1,569	-	-	-	-
Adminstrative Services	24,478	22,113	48,423	52,009	12,238	2,586	13,356	63,923	17,589
Safety Management	2,527	2,359	4,559	6,416	1,165	-	-	-	-
Facilities Management	4,572	5,162	-	13,476	1,988	-	-	-	-
ADP Decentralized System Support	-	-	-	-	-	706	-	39,975	-
Total, Area Office Operations	87,070	67,005	117,231	127,544	40,324	3,827	14,991	218,535	28,081
** SPECIAL PROGRAMS AND POOLED OVERHEAD **									
Substance Abuse	698	-	-	-	-	-	-	-	-
Law Enforcement Initiative	-	624	972	-	-	1,137	-	5,283	-
Facilities Oper & Maintenance (non-educ)	-	-	21,484	-	38,179	-	8,674	263,018	-
Total, Special Programs & Pooled Overhead	698	624	22,456	-	38,179	1,137	8,674	268,301	-
TOTAL OPERATION OF INDIAN PROGRAM	1,211,397	1,763,375	1,977,450	1,261,579	1,055,733	2,371,500	692,817	4,605,209	1,195,620
TOTAL 2001 Self-Governance Base	1,211,397	1,763,375	1,977,450	1,261,579	1,055,733	2,371,500	692,817	4,605,209	1,195,620

2001 OSG Cumulative and Shortfall Base
As of January 14, 2000
Self-Governance Tribes - Eastern Oklahoma Region
[NOTE: 2001 Tribal Bases do not include pay cost request of 3,347,000; pay costs will be distributed upon enactment.]

PROGRAM TITLE	Cherokee Total 2001 Base	Muscogee Creek Total 2001 Base	Chickasaw Total 2001 Base	Choctaw Total 2001 Base	Wyandotte Total 2001 Base	E. Shawnee Total 2001 Base	Modoc Total 2001 Base	Miami Total 2001 Base
** TRIBAL PRIORITY ALLOCATIONS **								
Community Services, General - Tribe	-	-	-	-	-	36,600	-	-
Community Services, General - Agency	-	150,600	98,200	-	53,338	-	-	-
Community Services, General - Area	-	-	-	-	-	-	-	-
Other Aid to Tribal Government - Tribe	94,386	-	-	-	-	5,100	-	153,529
Other Aid to Tribal Government - Agency	-	349,900	495,400	-	5,470	-	-	-
Other Aid to Tribal Government - Area	8,800	8,800	8,800	1,816	1,816	1,589	-	-
Consolidated Tribal Gov't Prog. - Tribe	2,512,531	-	-	2,111,200	-	-	92,600	-
Consolidated Tribal Gov't Prog - Agency	-	-	-	-	-	-	-	-
Consolidated Tribal Gov't Prog - Area	-	-	-	-	-	-	-	-
Self- Governance Compacts (Gen. Reduc.)	(1,074,176)	(531,144)	(322,777)	(18,113)	(1,650)	(1,485)	(1,234)	-
New Tribes	-	-	-	-	-	-	-	-
Tribal Courts - Tribe	92,795	-	-	-	-	-	-	-
Tribal Courts - Agency	-	75,100	-	-	89	-	-	-
Tribal Courts - Area	-	-	-	64,444	5,080	3,281	-	-
Small & Needy Tribes Distribution - Tribe	-	-	-	-	-	48,414	64,075	-
Svcs to Chldrn, Eldrly, & Famls - Tribe	69,200	-	-	-	-	13,300	-	30,692
Svcs to Chldrn, Eldrly, & Famls - Agency	-	481,600	213,100	-	12,347	-	-	-
Svcs to Chldrn, Eldrly, & Famls - Area	5,617	5,617	5,617	1,488	186	382	-	-
Indian Child Welfare Act - Tribe	350,000	250,000	136,000	112,700	38,900	29,300	-	26,937
Welfare Assistance - Tribe	733,635	-	210,000	-	-	-	-	-
Housing Improvement Program-Tribe	181,700	158,800	185,400	202,900	33,500	31,400	-	8,304
Scholarships - Tribe	-	-	-	-	-	2,500	-	894
Scholarships - Agency	-	900,600	350,600	-	5,100	-	-	-
Adult Education - Tribe	-	-	-	-	-	1,100	-	398
Adult Education - Agency	-	129,900	15,000	-	2,300	-	-	-
Adult Education - Area	-	-	-	-	-	-	-	-
Johnson O'Malley Grants - Tribe	1,664,100	-	587,600	646,900	19,500	-	-	-
Law Enforcement - Agency	-	-	(50,000)	-	-	-	-	-
Job Placement & Training - Tribe	-	-	-	-	-	10,800	-	4,970
Job Placement & Training - Agency	-	211,700	84,100	-	20,354	-	-	-
Job Placement & Training - Area	12,743	12,743	12,743	3,718	464	-	-	-
Economic Development - Tribe	102,047	-	-	-	-	-	-	19,637
Economic Development - Agency	-	90,500	-	-	-	-	-	-
Economic Development - Area	-	-	-	-	-	-	-	-
Road Maintenance - Tribe	1,866	1,620	1,866	-	201	406	-	-
Natural Resources, General - Agency	-	163,700	-	-	5,001	2,832	1,189	3,897
Agriculture - Tribe	269,124	-	-	-	-	-	-	-
Agriculture - Agency	-	100,600	-	-	327	-	-	-
Forestry - Tribe	85,436	-	-	-	-	-	-	-
Forestry - Agency	-	-	-	-	190	-	-	-
Trust Services, General - Area	16,185	3,158	-	3,689	151	-	-	-
Real Estate Services - Tribe	191,407	-	-	-	-	-	-	-
Real Estate Services - Agency	-	176,300	-	-	3,092	-	-	-
Real Estate Services - Area	7,730	-	-	2,138	-	-	-	-
Real Estate Appraisals - Tribe	75,431	-	-	-	-	-	-	-
Real Estate Appraisals - Agency	-	60,500	-	-	4,315	3,518	1,426	-
Real Estate Appraisals - Area	2,097	2,663	3,762	-	793	1,080	-	-
Environmental Quality Services - Tribe	-	-	-	-	-	-	-	-
Environmental Quality Services - Agency	-	400	-	-	-	-	-	-
Environmental Quality Services - Area	8,195	4,597	3,398	-	406	-	-	-
Executive Direction - Agency	34,117	-	-	64,556	7,917	-	-	-
Executive Direction - Area	108,610	-	-	21,000	-	-	-	-
Administrative Services - Tribe	-	-	-	-	-	-	-	-
Administrative Services -Agency	60,845	-	-	132,170	1,643	-	-	-
Safety Management - Agency	2,000	-	-	2,500	-	-	-	-
Retirement Adjustment	23,700	5,600	3,000	-	-	-	-	-
638 Pay Cost	404,038	143,797	128,688	168,369	16,762	13,477	12,877	-
Tribal Priority General Increase	1,476,154	359,112	273,357	274,169	88,347	85,144	85,544	-
Total, Tribal Priority Allocations	7,520,313	3,316,763	2,437,854	3,795,644	325,939	288,738	256,477	249,258
** OTHER RECURRING PROGRAMS **								
Facilities, Operation&Maintenance(Educ)	-	-	278,875	-	-	-	-	-
Area/Agency Technical Support	52,747	20,610	19,064	22,237	538	72	30	26
Total, Recurring Programs	52,747	20,610	297,939	22,237	538	72	30	26
** NON-RECURRING PROGRAMS **								
Self Governance Grants (Shortfalls)	33,000	-	25,080	-	-	-	-	-
Litigation Support	141,306	-	-	-	-	-	-	-
Real Estate Services	5,850	-	-	-	-	-	-	-
Total, Non-Recurring Programs	180,156	-	25,080	-	-	-	-	-
** CENTRAL OFFICE OPERATIONS **								
Central Office Operations	44,803	45,000	45,000	-	-	-	-	-
Executive Direction & EEO	29,740	-	-	-	-	-	-	-
Total, Central Office Operations	74,543	45,000	45,000	-	-	-	-	-

2001 OSG Cumulative and Shortfall Base
As of January 14, 2000

Self-Governance Tribes - Eastern Oklahoma Region

[NOTE: 2001 Tribal Bases do not include pay cost request of 3,347,000; pay costs will be distributed upon enactment.]

PROGRAM TITLE	Cherokee Total 2001 Base	Muscogee Creek Total 2001 Base	Chickasaw Total 2001 Base	Choctaw Total 2001 Base	Wyandotte Total 2001 Base	E. Shawnee Total 2001 Base	Modoc Total 2001 Base	Miami Total 2001 Base
**REGIONAL OFFICE OPERATIONS **								
All Other Aid to Tribal Government	-	-	-	2,141	2,141	54	651	1,741
Services to Children, Elderly & Families	5,433	5,433	5,433	8,523	1,066	950	-	1,091
Housing Development	28,318	24,727	28,995	14,615	2,451	-	1,975	3,335
Economic Development	17,244	12,760	-	5,769	721	1,298	-	-
Agriculture	7,456	9,941	-	988	310	2,044	-	-
Financial Trust Svcs (Moved to OST)	42,875	-	-	-	-	-	-	-
Trust Services, General	7,144	7,144	7,144	1,354	1,354	7,582	-	-
All Other Indian Rights Protection	7,932	9,007	-	-	-	-	-	-
Real Estate Services	7,667	-	-	725	725	2,802	-	-
Land Titles & Records Offices	59,438	52,850	-	52,006	-	-	-	-
Land Records Improvement	-	-	-	26,599	-	-	-	-
Executive Direction & EEO	1,929	1,929	1,929	-	-	-	-	-
Adminstrative Services	10,870	13,301	35,870	4,207	4,207	-	1,229	-
Safety Management	1,173	1,173	1,173	-	185	-	-	-
Facilities Management	1,736	1,736	1,736	1,971	1,971	4,803	-	-
ADP Decentralized System Support	-	-	-	-	-	2,506	-	-
Total, Area Office Operations	199,215	140,001	82,280	118,898	15,131	22,039	3,855	6,167
** SPECIAL PROGRAMS AND POOLED OVERHEAD **								
Law Enforcement Initiative	-	7,070	-	15,367	8,778	4,657	1,820	-
Total, Special Programs & Pooled Overhead	-	7,070	-	15,367	8,778	4,657	1,820	-
TOTAL OPERATION OF INDIAN PROGRAM	8,026,974	3,529,444	2,888,153	3,952,146	350,386	315,506	262,182	255,451
TOTAL 2001 Self-Governance Base	8,026,974	3,529,444	2,888,153	3,952,146	350,386	315,506	262,182	255,451

2001 OSG Cumulative and Shortfall Base
As of January 14, 2000

Self-Governance Tribes - Western Region

[NOTE: 2001 Tribal Bases do not include pay cost request of 3,347,000; pay costs will be distributed upon enactment.]

PROGRAM TITLE	Duck Valley Total 2001 Base	Duckwater Total 2001 Base	Ely Shoshone Total 2001 Base	Salt River Total 2001 Base	Gila River Total 2001 Base
** TRIBAL PRIORITY ALLOCATIONS **					
Community Services, General - Area	2,519	2,250	2,250	2,186	-
Other Aid to Tribal Government - Tribe	174,729	58,319	58,319	-	-
Other Aid to Tribal Government - Agency	18,600	11,400	11,400	-	-
Other Aid to Tribal Government - Area	3,605	3,271	3,271	3,130	-
Self- Governance Compacts (Gen. Reduc.)	(198,927)	(70,839)	(62,962)	(365,852)	-
New Tribes	-	-	-	-	-
Tribal Courts - Tribe	61,161	14,734	14,542	99,900	-
Svcs to Chldrn, Eldrly, & Famls - Tribe	111,942	18,561	19,735	382,000	-
Svcs to Chldrn, Eldrly, & Famls - Agency	21,900	5,500	5,500	-	-
Svcs to Chldrn, Eldrly, & Famls - Area	-	-	-	12,692	-
Indian Child Welfare Act - Tribe	55,000	29,446	29,446	65,000	-
Welfare Assistance - Tribe	313,136	33,700	27,800	675,000	-
Housing Improvement Program-Tribe	32,900	21,800	28,100	69,200	-
Scholarships - Tribe	77,017	10,812	17,477	37,000	-
Scholarships - Area	-	-	457	-	-
Johnson O'Malley Grants - Tribe	31,200	3,000	9,300	112,400	-
Community Fire Protection - Tribe	-	-	2,962	-	-
Job Placement & Training - Tribe	19,566	6,200	6,543	326,500	-
Road Maintenance - Tribe	-	4,319	5,924	92,652	-
Agriculture - Tribe	24,685	-	-	-	-
Agriculture - Agency	120,726	4,013	2,300	29,497	-
Wildlife & Parks - Agency	2,040	2,040	2,040	-	-
Minerals and Mining - Area	586	710	353	1,314	-
Other Rights Protection - Area	3,300	3,300	3,300	2,865	-
Real Estate Services - Tribe	22,710	-	-	90,600	-
Real Estate Services - Agency	4,800	2,870	2,500	11,634	-
Real Estate Appraisals - Area	3,827	-	-	22,370	-
Environmental Quality Services - Area	-	211	206	239	-
Executive Direction - Agency	7,360	7,360	7,360	4,341	-
Administrative Services -Agency	17,600	17,600	17,600	24,255	-
Retirement Adjustment	4,300	1,600	600	7,100	-
638 Pay Cost	108,200	24,131	19,327	127,360	-
Tribal Priority General Increase	254,539	84,862	78,126	182,189	-
Total, Tribal Priority Allocations	1,299,021	301,170	313,776	2,015,572	-
** OTHER RECURRING PROGRAMS **					
Facilities, Operation&Maintenance(Educ)	-	64,192	-	-	-
Area/Agency Technical Support	2,164	276	545	2,988	-
Tribal Mgmt/Development Programs	99,575	-	-	-	-
Total, Recurring Programs	101,739	76,968	545	2,988	-
** NON-RECURRING PROGRAMS **					
Self Governance Grants (Shortfalls)	39,010	9,476	-	-	-
Total, Non-Recurring Programs	39,010	9,476	-	-	-
** CENTRAL OFFICE OPERATIONS **					
Central Office Operations	44,430	44,430	44,430	45,000	-
Total, Central Office Operations	44,430	44,430	44,430	45,000	-
**REGIONAL OFFICE OPERATIONS **					
Community Services, General	2,286	1,325	1,455	909	-
Services to Children, Elderly & Families	1,396	2,204	2,204	1,015	-
Housing Development	8,091	4,305	6,172	6,232	-
Economic Development	1,000	951	1,045	745	-
Natural Resources, General	2,309	1,200	1,200	785	-
Agriculture	1,824	1,074	-	421	-
Wildlife and Parks	1,314	-	-	186	-
Real Estate Services	5,486	1,245	1,219	599	-
Executive Direction & EEO	3,174	2,345	2,345	2,037	-
Adminstrative Services	24,294	14,515	16,979	14,594	-
Safety Management	552	367	367	517	-
Facilities Management	12,622	4,340	-	10,348	-
Total, Area Office Operations	64,348	33,871	32,986	38,388	-
** SPECIAL PROGRAMS AND POOLED OVERHEAD **					
Law Enforcement Initiative	2,213	527	595	19,991	-
Total, Special Programs & Pooled Overhead	2,213	527	595	19,991	-
TOTAL OPERATION OF INDIAN PROGRAM	1,550,761	466,442	392,332	2,121,939	-
TOTAL 2001 Self-Governance Base	1,550,761	466,442	392,332	2,121,939	-

2001 OSG Cumulative and Shortfall Base
As of January 14, 2000

Self-Governance Tribes - Northwest Region

[NOTE: 2001 Tribal Bases do not include pay cost request of 3,347,000; pay costs will be distributed upon enactment.]

PROGRAM TITLE	Jamestown Total 2001 Base	Quinault Total 2001 Base	Lummi Total 2001 Base	Makah Total 2001 Base	Siletz Total 2001 Base	Port Gamble Total 2001 Base	Lower Elwha Total 2001 Base	Salish & Kootenai Total 2001 Base	Squaxin Island Total 2001 Base
** TRIBAL PRIORITY ALLOCATIONS **									
Community Services, General - Tribe	61,645	-	-	-	-	-	-	-	-
Community Services, General - Agency	-	-	-	-	3,374	-	-	-	-
Other Aid to Tribal Government - Tribe	80,271	60,568	68,623	-	62,799	15,897	10,400	-	15,000
Other Aid to Tribal Government - Agency	2,200	2,714	-	36,753	3,265	8,302	26,341	1,038	22,577
Other Aid to Tribal Government - Area	-	-	-	-	-	-	-	-	-
Consolidated Tribal Gov't Prog. - Tribe	-	-	-	-	1,284	-	-	-	-
Self- Governance Compacts (Gen. Reduc.)	(182,776)	(931,040)	(565,460)	(429,954)	(222,285)	(164,890)	(175,084)	(581,271)	(170,286)
Tribal Courts - Tribe	5,099	122,576	113,755	58,652	17,181	17,181	6,000	191,100	8,200
Tribal Courts - Agency	-	13,725	-	-	-	-	-	-	-
Tribal Courts - Area	-	-	5,434	2,524	-	31,464	29,173	-	29,173
Svcs to Chldrn, Eldrly, & Famls - Tribe	83,971	44,985	32,400	35,053	183,894	-	30,600	337,000	10,900
Svcs to Chldrn, Eldrly, & Famls - Agency	(3,800)	30,888	26,400	57,945	41,685	14,311	26,711	-	28,540
Svcs to Chldrn, Eldrly, & Famls - Area	-	-	-	-	-	-	-	-	-
Indian Child Welfare Act - Tribe	29,446	65,000	65,000	55,000	55,000	55,000	45,000	75,000	55,000
Welfare Assistance - Tribe	19,000	-	165,000	439,000	225,000	-	236,000	681,000	-
Housing Improvement Program-Tribe	35,013	71,000	92,470	56,400	57,100	43,400	44,700	64,800	45,100
Scholarships - Tribe	12,123	58,300	22,666	54,801	103,993	28,733	16,900	153,900	27,200
Scholarships - Agency	-	6,912	-	-	-	-	-	-	-
Adult Education - Tribe	7,037	8,900	2,997	3,950	2,962	3,950	2,400	-	6,700
Johnson O'Malley Grants - Tribe	2,300	29,800	75,300	29,000	89,900	17,000	20,400	88,800	7,200
Johnson O'Malley Grants - Area	-	-	-	-	-	616	-	-	-
Other Education (Tribal Design)	-	-	-	-	-	-	-	-	-
Community Fire Protection - Tribe	-	752	-	-	-	-	-	-	-
Job Placement & Training - Tribe	15,600	87,300	33,324	37,028	82,192	7,899	-	134,200	14,800
Job Placement & Training - Agency	(1,900)	2,310	-	45,969	-	1,040	40,200	-	19,970
Job Placement & Training - Area	-	-	-	-	-	-	-	-	-
Economic Development - Tribe	-	8,000	26,300	19,452	-	-	-	-	-
Economic Development - Agency	-	1,321	-	16,031	-	4,193	10,400	-	10,286
Economic Development - Area	-	-	-	-	-	-	-	-	-
Road Maintenance - Tribe	-	-	5,961	54,500	8,000	-	806	190,000	6,608
Natural Resources, General - Tribe	-	-	-	-	-	-	-	-	-
Natural Resources, General - Area	-	-	-	267	-	946	-	11,649	-
Agriculture - Tribe	-	-	3,900	-	-	-	-	220,200	-
Agriculture - Agency	-	-	-	-	-	1,822	-	-	-
Agriculture - Area	-	-	-	-	-	-	-	-	-
Forestry - Tribe	-	585,400	46,897	282,101	171,808	1,975	-	-	-
Forestry - Agency	-	264,245	-	105,000	28,878	13,620	-	984,900	-
Forestry - Area	-	3,067	1,515	7,853	8,586	8,866	-	167,646	-
Water Resources - Tribe	-	-	1,900	-	-	-	-	286,700	-
Water Resources - Agency	-	-	-	-	-	876	-	-	-
Water Resources - Area	-	-	(1,876)	-	-	1,029	-	-	-
Wildlife & Parks - Tribe	116,308	36,500	38,200	15,798	-	-	-	198,600	12,000
Wildlife & Parks - Agency	-	4,124	-	-	-	-	-	-	197
Wildlife & Parks - Area	3,462	8,624	7,936	11,007	5,461	6,086	1,021	26	12,609
Minerals and Mining - Area	-	-	-	-	-	1,789	-	5,626	-
Trust Services, General - Tribe	100	1,400	900	-	-	-	-	-	-
Trust Services, General - Agency	-	-	8,990	-	-	-	-	-	-
Trust Services, General - Area	510	197	2,105	3,016	2,770	1,512	1,667	6,738	1,638
Other Rights Protection - Tribe	-	-	5,000	-	-	-	-	-	-
Other Rights Protection - Agency	-	-	-	-	-	2,725	-	47,100	-
Real Estate Services - Tribe	200	-	-	-	-	-	-	320,900	-
Real Estate Services - Agency	(17)	37,987	28,699	58,628	14,423	6,794	-	-	-
Real Estate Services - Area	-	-	1,308	-	-	-	-	-	-
Real Estate Appraisals - Tribe	-	-	3,200	-	-	-	-	-	-
Real Estate Appraisals - Area	-	-	494	-	11,351	689	-	45,712	-
Environmental Quality Services - Tribe	-	3,000	-	-	-	-	-	-	-
Environmental Quality Services - Area	-	3,458	-	622	1,837	1,625	-	19,936	1,755
Executive Direction - Tribe	-	-	-	-	-	-	-	-	-
Executive Direction - Agency	-	-	4,900	17,550	36,984	7,877	20,060	-	20,057
Executive Direction - Area	-	-	-	-	-	-	-	-	-
Administrative Services - Tribe	-	-	-	-	-	-	-	-	-
Administrative Services -Agency	1,000	42,765	20,800	38,000	156,890	17,958	-	225,700	43,429
Administrative Services -Area	-	-	-	-	-	-	43,430	-	-
Retirement Adjustment	5,200	40,300	22,600	10,200	4,400	5,600	1,100	13,000	2,400
638 Pay Cost	66,182	423,898	274,594	168,672	87,585	72,133	56,793	306,604	75,953
Tribal Priority General Increase	221,841	1,053,752	632,669	397,501	232,263	204,259	88,060	308,410	88,647
Total, Tribal Priority Allocations	580,015	2,182,728	1,274,901	1,688,319	1,478,600	442,277	583,078	4,505,014	395,653
** OTHER RECURRING PROGRAMS **									
Facilities, Operation&Maintenance(Educ)	-	-	376,054	-	-	-	-	-	-
Area/Agency Technical Support	430	2,094	2,028	1,755	3,937	994	794	4,854	822
Western Washington (Boldt)	210,913	1,218,015	695,178	499,356	-	343,205	295,652	-	459,547
US/Canada Pacific Salmon	-	5,329	-	-	-	-	-	-	-
Upper Columbia United Tribes	-	-	-	-	-	-	-	-	-
Fish Hatchery Operations & Maintenance	-	243,020	558,359	230,700	-	101,333	100,700	-	74,400
Tribal Mgmt/Development Programs	-	99,575	-	-	-	-	-	-	-

2001 OSG Cumulative and Shortfall Base
As of January 14, 2000

Self-Governance Tribes - Northwest Region

[NOTE: 2001 Tribal Bases do not include pay cost request of 3,347,000; pay costs will be distributed upon enactment.]

PROGRAM TITLE	Jamestown Total 2001 Base	Quinault Total 2001 Base	Lummi Total 2001 Base	Makah Total 2001 Base	Siletz Total 2001 Base	Port Gamble Total 2001 Base	Lower Elwha Total 2001 Base	Salish & Kootenai Total 2001 Base	Squaxin Island Total 2001 Base
Total, Recurring Programs	211,343	1,568,033	1,631,619	731,811	3,937	445,532	397,146	4,854	534,769
** NON-RECURRING PROGRAMS **									
Self Governance Grants (Shortfalls)	267,320	445,500	524,700	-	-	-	-	3,797	-
Technical Assistance	1,184	2,286	2,286	2,265	-	2,265	-	-	-
Forestry	-	973,646	55,964	-	470	10,302	-	-	-
Water Mgmt, Planning & Pre-Development	8,201	8,201	8,201	8,000	-	8,000	-	-	-
Endangered Species	-	245,000	-	-	-	-	-	-	-
Real Estate Services	-	16	-	110	-	-	-	-	-
Total, Non-Recurring Programs	276,705	1,674,649	591,151	10,375	470	20,567	-	3,797	-
** CENTRAL OFFICE OPERATIONS **									
Central Office Operations	44,795	44,743	44,738	44,430	44,430	44,430	45,000	45,000	45,000
Services to Children, Elderly & Families	-	-	-	-	-	-	-	4,969	-
Housing Development	-	-	-	-	-	-	-	-	-
Community Development	-	-	-	-	-	-	-	4,878	-
Natural Resources, General	-	6,110	150	725	709	-	-	-	-
Executive Direction & EEO	-	52,628	-	-	-	-	548	-	539
Administrative Services	-	-	-	-	-	-	-	1,434	-
Total, Central Office Operations	44,795	103,481	44,888	45,155	45,139	44,430	45,548	56,281	45,539
**REGIONAL OFFICE OPERATIONS **									
All Other Aid to Tribal Government	2,496	5,459	6,341	4,937	4,976	3,169	2,728	10,647	2,681
Services to Children, Elderly & Families	1,128	11,839	15,026	8,943	10,230	3,663	3,961	15,457	3,114
Housing Development	3,799	11,800	27,693	10,438	8,636	7,531	7,399	11,485	7,095
Adult Vocational Training	166	1,747	2,217	1,311	1,499	537	197	2,219	147
Economic Development	-	3,344	3,098	3,307	4,169	-	2,820	12,532	3,037
Natural Resources, General	-	-	-	209	-	-	-	-	-
Agriculture	-	-	-	95	-	-	-	12,932	-
Forestry	-	2,298	-	696	1,518	786	-	3,802	-
Forest Marketing Assistance	-	524	-	536	35	1,082	-	7,630	-
Wildlife and Parks	1,093	-	-	3,396	674	3,736	-	-	-
Trust Services, General	-	-	-	-	-	-	-	2,409	-
Real Estate Services	-	-	-	1,608	-	3,341	-	41,018	-
Land Titles & Records Offices	-	-	-	-	-	-	-	49,500	-
Environmental Quality Services	-	15	-	197	-	-	-	-	-
Executive Direction & EEO	3,354	2,766	16,402	7,057	5,750	4,432	4,115	14,024	3,833
Adminstrative Services	5,224	22,381	5,475	50,394	33,133	20,380	18,922	67,163	17,626
Safety Management	159	348	7	-	-	395	-	-	-
Total, Area Office Operations	17,419	62,521	76,259	93,124	70,620	49,052	40,142	250,818	37,533
** SPECIAL PROGRAMS AND POOLED OVERHEAD **									
Law Enforcement Initiative	-	-	-	25,000	-	-	-	-	8,697
Facilities Oper & Maintenance (non-educ)	-	19,895	-	34,899	-	-	-	29,142	-
Total, Special Programs & Pooled Overhead	-	19,895	-	59,899	-	-	-	29,142	8,697
TOTAL OPERATION OF INDIAN PROGRAM	1,130,277	5,611,307	3,618,818	2,628,683	1,598,766	1,001,858	1,065,914	4,849,906	1,022,191
TOTAL 2001 Self-Governance Base	1,130,277	5,611,307	3,618,818	2,628,683	1,598,766	1,001,858	1,065,914	4,849,906	1,022,191

2001 OSG Cumulative and Shortfall Base
As of January 14, 2000
Self-Governance Tribes - Northwest
[NOTE: 2001 Tribal Bases do not include pay co

PROGRAM TITLE	Swinomish Total 2001 Base	Muckleshoot Total 2001 Base	Nisqually Total 2001 Base	Skokomish Total 2001 Base	Suquamish Total 2001 Base	Grand Rond Total 2001 Base	Kootenai Total 2001 Base	Shoalwater Bay Total 2001 Base	Metlakatla Total 2001 Base	Tulalip Total 2001 Base
** TRIBAL PRIORITY ALLOCATIONS **										
Community Services, General - Tribe	-	23,400	-	-	-	-	-	-	-	-
Community Services, General - Agency	1,501	6,879	31,868	-	43,067	13,544	-	-	-	-
Other Aid to Tribal Government - Tribe	100	92,100	16,500	-	29,800	3,500	1,400	36,600	-	27,156
Other Aid to Tribal Government - Agency	15,245	-	-	24,743	-	-	-	17,965	14,965	-
Other Aid to Tribal Government - Area	-	-	1,470	1,683	-	-	-	1,620	2,614	3,108
Consolidated Tribal Gov't Prog. - Tribe	35,300	-	100	-	-	789,200	132,600	-	1,124,748	-
Self- Governance Compacts (Gen. Reduc.)	(121,938)	(4,544)	(4,728)	(5,292)	(5,326)	(5,914)	(1,414)	(2,238)	(6,244)	-
Tribal Courts - Tribe	300	-	-	-	109,200	-	-	-	-	-
Tribal Courts - Agency	-	-	-	-	-	-	-	-	-	-
Tribal Courts - Area	31,697	26,115	27,851	31,464	-	2,524	2,524	31,464	-	-
Svcs to Chldrn, Eldrly, & Famls - Tribe	100	27,200	6,600	-	4,000	8,300	2,900	-	-	-
Svcs to Chldrn, Eldrly, & Famls - Agency	2,980	-	-	41,282	-	52,091	-	48,951	-	-
Svcs to Chldrn, Eldrly, & Famls - Area	12,767	-	3,417	3,914	-	-	-	3,768	6,635	-
Indian Child Welfare Act - Tribe	45,000	56,100	47,600	38,900	47,600	56,400	25,600	39,400	-	51,859
Welfare Assistance - Tribe	-	-	-	-	-	-	-	-	-	-
Housing Improvement Program-Tribe	39,800	39,000	19,900	40,900	27,900	57,100	4,000	47,000	-	-
Scholarships - Tribe	100	-	13,500	14,000	30,500	-	-	7,800	-	-
Scholarships - Agency	-	-	-	-	-	-	-	-	-	-
Adult Education - Tribe	-	-	4,300	2,100	3,500	-	-	1,400	-	-
Johnson O'Malley Grants - Tribe	15,800	34,600	15,300	14,200	13,300	14,100	4,200	2,200	42,100	87,008
Johnson O'Malley Grants - Area	-	-	-	-	-	-	-	-	-	-
Other Education (Tribal Design)	-	34,000	-	-	-	-	-	-	-	-
Community Fire Protection - Tribe	-	-	-	-	-	-	-	-	-	-
Job Placement & Training - Tribe	-	300	6,000	41,700	8,000	2,300	-	-	-	40,036
Job Placement & Training - Agency	-	-	-	21,366	-	-	-	30,378	41	-
Job Placement & Training - Area	-	-	91	161	-	788	25	41	454	608
Economic Development - Tribe	-	1,300	-	-	1,400	-	-	-	-	-
Economic Development - Agency	1,728	-	-	9,029	-	-	-	13,600	147	-
Economic Development - Area	-	-	892	1,027	-	2,300	766	977	1,609	1,439
Road Maintenance - Tribe	-	-	-	-	-	-	5,000	-	1,753	-
Natural Resources, General - Tribe	-	-	-	-	100	-	-	-	-	-
Natural Resources, General - Area	-	-	-	46	(100)	160	-	-	-	-
Agriculture - Tribe	-	-	-	-	-	-	-	-	-	-
Agriculture - Agency	1,553	-	-	-	-	-	-	-	-	-
Agriculture - Area	-	-	-	-	-	-	-	-	-	67
Forestry - Tribe	200	-	-	-	16,900	-	100	-	-	34,445
Forestry - Agency	29,426	-	-	5,035	-	-	-	-	-	-
Forestry - Area	1,726	-	-	479	-	2,434	-	-	-	1,174
Water Resources - Tribe	100	-	900	-	-	-	-	-	-	-
Water Resources - Agency	697	-	-	-	-	-	-	-	-	-
Water Resources - Area	-	-	-	-	-	-	-	-	-	-
Wildlife & Parks - Tribe	-	445,946	635,100	646,000	25,500	-	-	32,400	-	44,012
Wildlife & Parks - Agency	-	-	-	-	12,000	-	-	-	-	-
Wildlife & Parks - Area	5,677	-	9,646	1,233	-	-	-	361	2,843	-
Minerals and Mining - Area	-	-	-	-	-	17	-	-	-	21
Trust Services, General - Tribe	-	2,300	-	-	-	-	-	-	-	-
Trust Services, General - Agency	-	19,937	3,878	-	47,671	-	-	-	-	-
Trust Services, General - Area	-	-	1,680	-	1,957	4,105	1,456	-	4,077	-
Other Rights Protection - Tribe	-	-	-	-	-	-	-	-	-	-
Other Rights Protection - Agency	-	-	-	1,930	-	-	-	-	-	-
Real Estate Services - Tribe	-	-	-	-	100	-	-	-	-	-
Real Estate Services - Agency	7,165	-	-	-	-	-	5,209	-	-	-
Real Estate Services - Area	-	-	-	-	-	385	-	-	3,315	-
Real Estate Appraisals - Tribe	-	-	-	-	-	-	-	-	-	-
Real Estate Appraisals - Area	-	-	-	-	-	-	-	-	-	-
Environmental Quality Services - Tribe	-	-	-	-	-	-	300	-	-	-
Environmental Quality Services - Area	213	-	-	-	-	741	-	331	-	-
Executive Direction - Tribe	-	300	-	-	300	-	300	-	-	-
Executive Direction - Agency	-	-	-	17,676	-	52,091	16,408	29,931	-	-
Executive Direction - Area	-	-	-	-	-	-	-	-	-	418
Administrative Services - Tribe	-	18,500	-	-	-	11,900	11,800	-	-	-
Administrative Services -Agency	9,370	15,765	8,341	37,705	10,262	8,248	26,653	66,000	-	-
Administrative Services -Area	-	-	-	-	15,800	-	-	-	-	20,270
Retirement Adjustment	4,200	-	-	-	-	-	-	-	-	-
638 Pay Cost	50,360	60,826	63,788	58,330	69,664	65,464	17,533	27,258	78,272	-
Tribal Priority General Increase	70,240	63,513	68,262	60,044	60,801	91,101	26,887	19,157	42,682	-
Total, Tribal Priority Allocations	261,407	963,537	982,256	1,109,655	573,896	1,232,879	284,247	456,364	1,320,011	311,621
** OTHER RECURRING PROGRAMS **										
Facilities, Operation&Maintenance(Educ)	-	-	-	-	-	-	-	-	-	-
Area/Agency Technical Support	770	1,372	662	606	946	4,982	865	228	2,202	1,751
Western Washington (Boldt)	255,255	-	-	-	358,250	-	-	-	-	-
US/Canada Pacific Salmon	-	-	-	-	-	-	-	-	-	-
Upper Columbia United Tribes	-	-	-	-	-	-	250	-	-	-
Fish Hatchery Operations & Maintenance	27,500	-	-	-	200,000	-	-	-	-	-
Tribal Mgmt/Development Programs	-	-	-	-	-	-	-	-	-	-

2001 OSG Cumulative and Shortfall Base
As of January 14, 2000
Self-Governance Tribes - Northwest
[NOTE: 2001 Tribal Bases do not include pay co

PROGRAM TITLE	Swinomish Total 2001 Base	Muckleshoot Total 2001 Base	Nisqually Total 2001 Base	Skokomish Total 2001 Base	Suquamish Total 2001 Base	Grand Rond Total 2001 Base	Kootenai Total 2001 Base	Shoalwater Bay Total 2001 Base	Metlakatla Total 2001 Base	Tulalip Total 2001 Base
Total, Recurring Programs	283,525	1,372	662	606	559,196	4,982	1,115	228	2,202	1,751
** NON-RECURRING PROGRAMS **										
Self Governance Grants (Shortfalls)	-	-	-	-	-	-	-	-	-	-
Technical Assistance	-	-	-	-	-	-	-	-	-	-
Forestry	-	-	-	-	-	-	-	-	-	-
Water Mgmt, Planning & Pre-Development	-	-	-	-	-	-	-	-	-	-
Endangered Species	-	-	-	-	-	-	-	-	-	-
Real Estate Services	-	-	-	-	-	-	-	-	-	-
Total, Non-Recurring Programs	-	-	-	-	-	-	-	-	-	-
** CENTRAL OFFICE OPERATIONS **										
Central Office Operations	45,000	-	-	-	-	-	-	-	-	-
Services to Children, Elderly & Families	-	-	-	-	-	-	-	-	-	-
Housing Development	-	-	-	-	-	1,099	-	-	-	-
Community Development	-	-	-	-	-	-	-	-	-	-
Natural Resources, General	-	-	-	-	-	-	-	-	-	-
Executive Direction & EEO	-	-	-	-	-	108	-	-	-	-
Administrative Services	-	-	-	-	-	3,566	-	-	-	-
Total, Central Office Operations	45,000	-	-	-	-	4,773	-	-	-	-
**REGIONAL OFFICE OPERATIONS **										
All Other Aid to Tribal Government	2,813	-	-	-	-	-	-	-	-	-
Services to Children, Elderly & Families	4,084	-	-	-	-	-	-	-	-	-
Housing Development	7,095	5,394	1,840	4,544	3,125	5,239	-	5,188	4,276	3,256
Adult Vocational Training	180	-	-	-	-	-	-	-	-	-
Economic Development	3,037	-	-	-	-	-	-	-	-	-
Natural Resources, General	-	-	-	-	-	-	-	-	-	-
Agriculture	26	-	-	-	-	-	-	-	-	-
Forestry	-	-	-	-	-	-	-	-	-	-
Forest Marketing Assistance	-	-	-	-	-	-	-	-	-	77
Wildlife and Parks	-	-	-	-	-	-	-	-	-	-
Trust Services, General	-	-	-	-	-	-	-	-	-	-
Real Estate Services	438	-	-	-	-	-	-	-	-	-
Land Titles & Records Offices	-	-	-	-	-	-	-	-	-	-
Environmental Quality Services	-	-	-	-	-	-	-	-	-	-
Executive Direction & EEO	4,021	-	216	294	-	517	-	226	359	-
Adminstrative Services	18,490	-	11,252	15,299	-	16,997	-	11,793	18,737	-
Safety Management	-	-	-	-	-	-	-	-	-	-
Total, Area Office Operations	40,184	5,394	13,308	20,137	3,125	22,753	-	17,207	23,372	3,333
** SPECIAL PROGRAMS AND POOLED OVE										
Law Enforcement Initiative	-	-	-	-	-	-	-	1,668	-	-
Facilities Oper & Maintenance (non-educ)	-	-	-	-	-	-	-	-	-	-
Total, Special Programs & Pooled Overhead	-	-	-	-	-	-	-	1,668	-	-
TOTAL OPERATION OF INDIAN PROGRAM	630,116	970,303	996,226	1,130,398	1,136,217	1,265,387	285,362	475,467	1,345,585	316,705
TOTAL 2001 Self-Governance Base	630,116	970,303	996,226	1,130,398	1,136,217	1,265,387	285,362	475,467	1,345,585	316,705

2001 OSG Cumulative and Shortfall Base
As of January 14, 2000

Self-Governance Tribes - Pacific Region

[NOTE: 2001 Tribal Bases do not include pay cost request of 3,347,000; pay costs will be distributed upon enactment.]

PROGRAM TITLE	FFS CODE	Hoopa Total 2001 Base	Yurok Total 2001 Base	Karuk Total 2001 Base	Redding Total 2001 Base	Cabazon Total 2001 Base	Manzanita Total 2001 Base
** TRIBAL PRIORITY ALLOCATIONS **							
Other Aid to Tribal Government - Tribe	39220	32,986	1,014,600	62,100	76,500	5,400	-
Other Aid to Tribal Government - Agency	39220	(3,916)	208,200	-	-	11,928	11,506
Other Aid to Tribal Government - Area	39220	1,048	1,386	1,386	-	849	927
Self- Governance Compacts (Gen. Reduc.)	39240	(417,281)	(11,940)	(2,731)	(1,957)	(929)	(869)
New Tribes	39250	-	-	-	105,800	-	-
Tribal Courts - Tribe	39410	14,999	-	-	-	-	-
Small & Needy Tribes Distribution - Tribe	TBA	-	-	-	-	113,434	71,461
Svcs to Chldrn, Eldrly, & Famls - Tribe	39310	-	-	-	1,500	-	-
Svcs to Chldrn, Eldrly, & Famls - Agency	39310	8,333	8,333	8,333	8,333	3,110	-
Svcs to Chldrn, Eldrly, & Famls - Area	39310	1,379	1,815	1,815	-	651	651
Indian Child Welfare Act - Tribe	39320	55,000	56,400	65,100	77,900	-	29,800
Housing Improvement Program-Tribe	39570	73,000	85,600	103,300	21,200	12,600	-
Other Human Services (Tribal Design)	39390	-	-	-	-	1,034	-
Scholarships - Tribe	39110	59,745	19,800	15,500	1,700	-	-
Scholarships - Agency	39110	-	-	-	-	411	744
Scholarships - Area	39110	-	-	-	-	-	3
Adult Education - Tribe	39130	9,037	-	300	-	-	-
Adult Education - Agency	39130	-	-	-	-	411	815
Johnson O'Malley Grants - Tribe	39140	36,700	192,600	45,400	23,200	-	2,200
Community Fire Protection - Tribe	39430	9,999	1,300	1,200	1,400	-	-
Community Fire Protection - Agency	39430	-	-	-	-	6,310	1,293
Job Placement & Training - Tribe	39535	40,947	31,100	28,400	5,100	-	-
Job Placement & Training - Agency	39535	-	-	-	-	369	734
Economic Development - Tribe	39510	-	-	-	400	-	-
Economic Development - Area	39510	-	-	-	-	-	71
Road Maintenance - Tribe	39550	132,975	-	3,433	1,539	1,270	8,416
Road Maintenance - Agency	39550	-	-	-	-	2,896	-
Natural Resources, General - Agency	39605	-	660	648	649	-	-
Agriculture - Agency	39610	-	2,564	2,613	2,564	-	8,118
Forestry - Tribe	39630	393,818	62,800	-	-	-	-
Forestry - Agency	39630	5,000	-	3,334	-	-	-
Wildlife & Parks - Tribe	39650	284,521	-	135,600	-	-	-
Wildlife & Parks - Agency	39650	31,200	632,700	1,385	-	-	9,710
Other Rights Protection - Tribe	39720	19,748	-	-	200	-	-
Other Rights Protection - Agency	39720	-	3,738	3,786	3,739	-	-
Real Estate Services - Tribe	39770	77,945	-	4,300	2,900	-	-
Real Estate Services - Agency	39770	-	-	1,700	500	-	-
Real Estate Services - Area	39770	13,518	-	-	-	-	-
Real Estate Appraisals - Tribe	39780	-	-	-	1,700	-	-
Real Estate Appraisals - Area	39780	-	-	-	-	157	-
Environmental Quality Services - Tribe	39740	3,752	-	-	-	-	-
Environmental Quality Services - Area	39740	-	-	-	242	-	106
Executive Direction - Agency	39810	3,547	6,006	6,006	6,006	1,419	1,419
Administrative Services - Tribe	39820	-	-	-	200	-	-
Administrative Services -Agency	39820	4,066	6,041	6,041	6,041	1,298	1,294
Administrative Services -Area	39820	69	147	-	-	13	1
Retirement Adjustment		17,700	-	-	-	-	-
638 Pay Cost		172,962	124,785	37,453	22,486	7,968	10,284
Tribal Priority General Increase		370,002	75,202	34,102	32,402	19,502	19,503
Total, Tribal Priority Allocations		1,452,799	2,523,837	570,504	402,244	190,101	178,187
** OTHER RECURRING PROGRAMS **							
Area/Agency Technical Support	30800	2,089	4,248	1,224	498	16	59
Irrigation O & M	31800	47,416	-	-	-	-	-
Financial Trust Svcs (Moved to OST)	32200	-	-	2,888	-	-	-
Total, Recurring Programs		49,505	4,248	4,112	498	16	59
** NON-RECURRING PROGRAMS **							
Self Governance Grants (Shortfalls)	33300	473,300	-	-	-	-	-
Forestry	33900	236,305	-	-	-	-	-
Water Mgmt, Planning & Pre-Development	34020	175,000	-	-	-	-	-
Endangered Species	34800	177,000	-	-	-	-	-
Real Estate Services		1,306	-	-	-	-	-
Probate Backlog Reduction	34320	1,576	-	-	-	-	-
Total, Non-Recurring Programs		1,064,487	-	-	-	-	-
** CENTRAL OFFICE OPERATIONS **							
Central Office Operations	35000	44,773	-	-	-	-	-
Total, Central Office Operations		44,773	-	-	-	-	-
**REGIONAL OFFICE OPERATIONS **							
Community Services, General	36410	602	339	339	339	202	202
All Other Aid to Tribal Government	36420	2,675	691	691	691	-	223
Housing Development	36730	1,344	5,128	4,645	5,134	3,181	371
Adult Vocational Training	36720	-	-	-	-	-	9
Economic Development	36710	-	318	-	-	-	8

2001 OSG Cumulative and Shortfall Base
As of January 14, 2000

Self-Governance Tribes - Pacific Region

[NOTE: 2001 Tribal Bases do not include pay cost request of 3,347,000; pay costs will be distributed upon enactment.]

PROGRAM TITLE	FFS CODE	Hoopa Total 2001 Base	Yurok Total 2001 Base	Karuk Total 2001 Base	Redding Total 2001 Base	Cabazon Total 2001 Base	Manzanita Total 2001 Base
Natural Resources, General	36810	202	-	-	140	-	-
Forestry	36830	-	-	1,208	-	-	647
Water Resources	36840	-	-	584	573	-	171
All Other Indian Rights Protection	36920	228	228	-	228	-	-
Real Estate Services	36940	1,616	-	-	-	-	817
Environmental Quality Services	36970	-	220	229	220	-	28
Executive Direction & EEO	36100	-	788	788	788	-	567
Adminstrative Services	36200	3,352	3,990	3,990	3,990	-	2,873
ADP Decentralized System Support	36240	-	-	-	1,485	1,702	1,451
Total, Area Office Operations		10,019	11,702	12,474	13,588	5,085	7,367
** SPECIAL PROGRAMS AND POOLED OVERHEAD **							
Law Enforcement Initiative	37700	-	-	-	-	2,193	1,464
Total, Special Programs & Pooled Overhead		-	-	-	-	2,193	1,464
TOTAL OPERATION OF INDIAN PROGRAMS		2,621,583	2,539,787	587,090	416,330	197,395	187,077
TOTAL 2001 Self-Governance Base		2,621,583	2,539,787	587,090	416,330	197,395	187,077

Consolidated Tribal Government Program (CTGP) by Location

TRIBAL PRIORITY ALLOCATIONS - BREAKOUT OF FY 2000 CTGP BASE FUNDING

(Dollars in Thousands)

GREAT PLAINS REGION	TOTAL CTGP BREAKOUT	FLANDREAU SANTEE SIOUX	CHEYENNE RIVER SIOUX	THREE AFFILIATED TRIBES	ROSEBUD SIOUX TRIBE	PONCA TRIBE of NEBRASKA	SISSETON-WAHPETON SIOUX TRIBE	STANDING ROCK SIOUX TRIBE	OMAHA TRIBE of NEBRASKA	WINNEBAGO TRIBE
Other Aid to Tribal Govt	1,686.185		219.821	119.369	238.159	458.420	187.418	315.668	48.345	98.985
New Tribes										
Tribal Courts	2,614.994	132.632	680.753	289.175	410.970	34.300	216.933	401.189	217.215	231.827
TRIBAL GOVERNMENT	4,301.179	132.632	900.574	408.544	649.129	492.720	404.351	716.857	265.560	330.812
Svcs. to Children, Elderly, Families	1,859.060		54.145	400.269	401.364	177.314	143.884	512.887	169.197	
Indian Child Welfare Act	348.500	33.458	77.275	59.417		37.500	57.553	83.297		
Welfare Assistance										
Other, Human Services										
HUMAN SERVICES	2,207.560	33.458	131.420	459.686	401.364	214.814	201.437	596.184	169.197	
Housing Improvement Program										
HUMAN SERVICES - NO YR.										
Scholarships	2,011.625	40.000	321.581	506.126		182.000		759.146	130.423	72.349
Johnson O'Malley	81.729			81.729						
Adult Education	38.481								38.481	
Tribally Controlled Comm.Colleges										
Other, Education	175.371					75.640		99.731		
EDUCATION	2,307.206	40.000	321.581	587.855		257.640		858.877	168.904	72.349
Community Fire Protection	67.570								45.350	22.220
PUBLIC SAFETY & JUSTICE	67.570								45.350	22.220
Job Placement & Training	255.985	10.000	94.233			65.000			58.084	28.668
Economic Development	809.691		123.608	82.197	334.989	73.560	43.534	27.500	45.530	78.773
COMMUNITY DEVELOPMENT	1,065.676	10.000	217.841	82.197	334.989	138.560	43.534	27.500	103.614	107.441
Road Maintenance										
NO-YR. COMMUNITY DEVELOP.										
Natural Resources, General	219.316				197.180		22.136			
Agriculture	106.998	55.853		51.145						
Forestry	70.000				70.000					
Water Resources	705.448			109.594	92.000			503.854		
Wildlife and Parks	1,070.052		276.758	263.700			66.408	308.482	69.197	85.507
Minerals and Mining										
RESOURCES MANAGEMENT	2,171.814	55.853	276.758	424.439	359.180		88.544	812.336	69.197	85.507
Trust Services, General										
Other Rights Protection										
Real Estate Services	251.986			120.259					57.046	74.681
Real Estate Appraisals										
Environmental Quality Services	99.930							99.930		
ANILCA										
ANCSA										
TRUST SERVICES	351.916			120.259				99.930	57.046	74.681
Executive Direction										
Administrative Services										
Safety Management										
Common Support Services										
GENERAL ADMINISTRATION										
** GRAND TOTALS **	12,472.921	271.943	1,848.174	2,082.980	1,744.662	1,103.734	737.866	3,111.684	878.868	693.010

TRIBAL PRIORITY ALLOCATIONS - BREAKOUT OF FY 2000 CTGP BASE FUNDING

(Dollars in Thousands)

SOUTHERN PLAINS REGION	TOTAL CTGP BREAKOUT	ALABAMA COUSHATTA TRIBE of TX	KICKAPOO TRIBE of KANSAS	PRAIRIE BAND of POTAWATOMI	SAC & FOX TRIBE of MISSOURI	OTOE-MISSOURIA TRIBE	KICKAPOO TRIBE of TEXAS
Other Aid to Tribal Govt	801.125	234.151	103.704	75.162	98.725	59.513	229.870
New Tribes							
Tribal Courts	154.039			100.454		53.585	
TRIBAL GOVERNMENT	955.164	234.151	103.704	175.616	98.725	113.098	229.870
Svcs. to Children, Elderly, Families	12.670						12.670
Indian Child Welfare Act							
Welfare Assistance							
Other, Human Services							
HUMAN SERVICES	12.670						12.670
Housing Improvement Program							
HUMAN SERVICES - NO YR.							
Scholarships	450.789	87.806	108.152	141.470	36.088	77.273	
Johnson O'Malley	17.885					17.885	
Adult Education	29.167		10.760	11.930	2.577	3.900	
Tribally Controlled Comm.Colleges							
Other, Education							
EDUCATION	497.841	87.806	118.912	153.400	38.665	99.058	
Community Fire Protection	85.345		6.725	78.620			
PUBLIC SAFETY & JUSTICE	85.345		6.725	78.620			
Job Placement & Training	166.292	61.465	55.147	27.440		15.000	7.240
Economic Development	82.657	68.782				8.445	5.430
COMMUNITY DEVELOPMENT	248.949	130.247	55.147	27.440		23.445	12.670
Road Maintenance							
NO-YR. COMMUNITY DEVELOP.							
Natural Resources, General							
Agriculture	144.179		140.559				3.620
Forestry	163.906	163.906					
Water Resources							
Wildlife and Parks	79.026	79.026					
Minerals and Mining							
RESOURCES MANAGEMENT	387.111	242.932	140.559				3.620
Trust Services, General							
Other Rights Protection	3.620						3.620
Real Estate Services							
Real Estate Appraisals							
Environmental Quality Services							
ANILCA							
ANCSA							
TRUST SERVICES	3.620						3.620
Executive Direction	104.980						104.980
Administrative Services							
Safety Management							
Common Support Services							
GENERAL ADMINISTRATION	104.980						104.980
** GRAND TOTALS **	2,295.680	695.136	425.047	435.076	137.390	235.601	367.430

TRIBAL PRIORITY ALLOCATIONS - BREAKOUT OF FY.2000 CTGP BASE FUNDING

(Dollars in Thousands)

ALASKA REGION	TOTAL CTGP BREAKOUT	ANCHORAGE AGENCY TOTAL	BETHEL AGENCY TOTAL	FAIRBANKS AGENCY TOTAL	NOME AGENCY TOTAL	HOONAH	KLUCKWAN	DOUGLAS	HYDABURG
Other Aid to Tribal Govt	1,883.353	322.574	456.730	980.972	83.163	11.476	7.242	8.404	12.792
New Tribes									
Tribal Courts									
TRIBAL GOVERNMENT	1,883.353	322.574	456.730	980.972	83.163	11.476	7.242	8.404	12.792
Svcs. to Children, Elderly, Families									
Indian Child Welfare Act									
Welfare Assistance									
Other, Human Services									
HUMAN SERVICES									
Housing Improvement Program									
HUMAN SERVICES - NO YR.									
Scholarships									
Johnson O'Malley									
Adult Education									
Tribally Controlled Comm.Colleges									
Other, Education									
EDUCATION									
Community Fire Protection									
PUBLIC SAFETY & JUSTICE									
Job Placement & Training									
Economic Development									
COMMUNITY DEVELOPMENT									
Road Maintenance									
NO-YR. COMMUNITY DEVELOP.									
Natural Resources, General									
Agriculture									
Forestry									
Water Resources									
Wildlife and Parks									
Minerals and Mining									
RESOURCES MANAGEMENT									
Trust Services, General									
Other Rights Protection									
Real Estate Services									
Real Estate Appraisals									
Environmental Quality Services									
ANILCA									
ANCSA									
TRUST SERVICES									
Executive Direction									
Administrative Services									
Safety Management									
Common Support Services									
GENERAL ADMINISTRATION									
** GRAND TOTALS **	1,883.353	322.574	456.730	980.972	83.163	11.476	7.242	8.404	12.792

TRIBAL PRIORITY ALLOCATIONS - BREAKOUT OF FY 2000 CTGP BASE FUNDING

(Dollars in Thousands)

ANCHORAGE AGENCY	TOTAL CTGP BREAKOUT	ANCHORAGE	AKHIOK	CHICKALOON	CHITINA	EKLUTNA	FALSE PASS	IGUIGIG	ILLIAMNA	KARLUK	KENAITZE (KENAI INDIAN TRIBE)	KING COVE (Agdaagux)
Other Aid to Tribal Govt	322.574	7.268	6.753	6.203	6.325	6.543	6.578	6.351	6.666	6.692	12.998	9.645
New Tribes												
Tribal Courts												
TRIBAL GOVERNMENT	322.574	7.268	6.753	6.203	6.325	6.543	6.578	6.351	6.666	6.692	12.998	9.645
Svcs. to Children, Elderly, Families												
Indian Child Welfare Act												
Welfare Assistance												
Other, Human Services												
HUMAN SERVICES												
Housing Improvement Program												
HUMAN SERVICES - NO YR.												
Scholarships												
Johnson O'Malley												
Adult Education												
Tribally Controlled Comm.Colleges												
Other, Education												
EDUCATION												
Community Fire Protection												
PUBLIC SAFETY & JUSTICE												
Job Placement & Training												
Economic Development												
COMMUNITY DEVELOPMENT												
Road Maintenance												
NO-YR. COMMUNITY DEVELOP.												
Natural Resources, General												
Agriculture												
Forestry												
Water Resources												
Wildlife and Parks												
Minerals and Mining												
RESOURCES MANAGEMENT												
Trust Services, General												
Other Rights Protection												
Real Estate Services												
Real Estate Appraisals												
Environmental Quality Services												
ANILCA												
ANCSA												
TRUST SERVICES												
Executive Direction												
Administrative Services												
Safety Management												
Common Support Services												
GENERAL ADMINISTRATION												
** GRAND TOTALS **	322.574	7.268	6.753	6.203	6.325	6.543	6.578	6.351	6.666	6.692	12.998	9.645

TRIBAL PRIORITY ALLOCATIONS - BREAKOUT OF FY 2000 CTGP BASE FUNDING

(Dollars in Thousands)

ANCHORAGE AGENCY	KNIK	LARSEN BAY	MENTASTA	NAKNEK	NEWHALEN	NINILCHIK	OLD HARBOR	OUZINKIE	PEDRO BAY	PORT LYONS	SALAMATOFF	NONDALTON
Other Aid to Tribal Govt	6.395	7.207	6.736	8.186	7.443	6.902	8.326	7.679	101.713	7.435	7.033	7.513
New Tribes												
Tribal Courts												
TRIBAL GOVERNMENT	6.395	7.207	6.736	8.186	7.443	6.902	8.326	7.679	101.713	7.435	7.033	7.513
Svcs. to Children, Elderly, Families												
Indian Child Welfare Act												
Welfare Assistance												
Other, Human Services												
HUMAN SERVICES												
Housing Improvement Program												
HUMAN SERVICES - NO YR.												
Scholarships												
Johnson O'Malley												
Adult Education												
Tribally Controlled Comm.Colleges												
Other, Education												
EDUCATION												
Community Fire Protection												
PUBLIC SAFETY & JUSTICE												
Job Placement & Training												
Economic Development												
COMMUNITY DEVELOPMENT												
Road Maintenance												
NO-YR. COMMUNITY DEVELOP.												
Natural Resources, General												
Agriculture												
Forestry												
Water Resources												
Wildlife and Parks												
Minerals and Mining												
RESOURCES MANAGEMENT												
Trust Services, General												
Other Rights Protection												
Real Estate Services												
Real Estate Appraisals												
Environmental Quality Services												
ANILCA												
ANCSA												
TRUST SERVICES												
Executive Direction												
Administrative Services												
Safety Management												
Common Support Services												
GENERAL ADMINISTRATION												
** GRAND TOTALS **	6.395	7.207	6.736	8.186	7.443	6.902	8.326	7.679	101.713	7.435	7.033	7.513

TRIBAL PRIORITY ALLOCATIONS - BREAKOUT OF FY 2000 CTGP BASE FUNDING

(Dollars in Thousands)

ANCHORAGE AGENCY	SELDOVIA	TYONEK	UNALASKA (Qawalangin)	AFOGNAK	KAGUYAK VILLAGE	LESNOI VILLAGE (WOODY ISLAND)	PAULOFF HARBOR VILLAGE
Other Aid to Tribal Govt	7.793	7.365	8.387	6.998	6.998	6.998	6.998
New Tribes							
Tribal Courts							
TRIBAL GOVERNMENT	7.793	7.365	8.387	6.998	6.998	6.998	6.998
Svcs. to Children, Elderly, Families							
Indian Child Welfare Act							
Welfare Assistance							
Other, Human Services							
HUMAN SERVICES							
Housing Improvement Program							
HUMAN SERVICES - NO YR.							
Scholarships							
Johnson O'Malley							
Adult Education							
Tribally Controlled Comm.Colleges							
Other, Education							
EDUCATION							
Community Fire Protection							
PUBLIC SAFETY & JUSTICE							
Job Placement & Training							
Economic Development							
COMMUNITY DEVELOPMENT							
Road Maintenance							
NO-YR. COMMUNITY DEVELOP.							
Natural Resources, General							
Agriculture							
Forestry							
Water Resources							
Wildlife and Parks							
Minerals and Mining							
RESOURCES MANAGEMENT							
Trust Services, General							
Other Rights Protection							
Real Estate Services							
Real Estate Appraisals							
Environmental Quality Services							
ANILCA							
ANCSA							
TRUST SERVICES							
Executive Direction							
Administrative Services							
Safety Management							
Common Support Services							
GENERAL ADMINISTRATION							
** GRAND TOTALS **	7.793	7.365	8.387	6.998	6.998	6.998	6.998

TRIBAL PRIORITY ALLOCATIONS - BREAKOUT OF FY 2000 CTGP BASE FUNDING

(Dollars in Thousands)

BETHEL AGENCY	TOTAL CTGP BREAKOUT	ANDREAFSKY	ATMAUTLUAK	MARSHALL	NIGHTMUTE	PITKA'S POINT	PLATINUM	TOKSOOK BAY	TULUKSAK	TUNUNAK	RUSSIAN MISSION (YUKON)	LOWER KALSKAG	ANIAK
Other Aid to Tribal Govt	456.730	6.998	8.308	8.335	7.400	7.251	6.640	9.628	13.612	8.780	8.160	8.623	9.462
New Tribes													
Tribal Courts													
TRIBAL GOVERNMENT	456.730	6.998	8.308	8.335	7.400	7.251	6.640	9.628	13.612	8.780	8.160	8.623	9.462
Svcs. to Children, Elderly, Families													
Indian Child Welfare Act													
Welfare Assistance													
Other, Human Services													
HUMAN SERVICES													
Housing Improvement Program													
HUMAN SERVICES - NO YR.													
Scholarships													
Johnson O'Malley													
Adult Education													
Tribally Controlled Comm.Colleges													
Other, Education													
EDUCATION													
Community Fire Protection													
PUBLIC SAFETY & JUSTICE													
Job Placement & Training													
Economic Development													
COMMUNITY DEVELOPMENT													
Road Maintenance													
NO-YR. COMMUNITY DEVELOP.													
Natural Resources, General													
Agriculture													
Forestry													
Water Resources													
Wildlife and Parks													
Minerals and Mining													
RESOURCES MANAGEMENT													
Trust Services, General													
Other Rights Protection													
Real Estate Services													
Real Estate Appraisals													
Environmental Quality Services													
ANILCA													
ANCSA													
TRUST SERVICES													
Executive Direction													
Administrative Services													
Safety Management													
Common Support Services													
GENERAL ADMINISTRATION													
** GRAND TOTALS **	456.730	6.998	8.308	8.335	7.400	7.251	6.640	9.628	13.612	8.780	8.160	8.623	9.462

TRIBAL PRIORITY ALLOCATIONS - BREAKOUT OF FY 2000 CTGP BASE FUNDING

(Dollars in Thousands)

BETHEL AGENCY	CHUATHBALUK (KUSKOKWIM)	CROOKED CREEK/ GEORGETOWN	LIME VILLAGE	KWETHLUK IRA COUNCIL	ORUTSARAMUIT NATIVE	EMMONAK	MEKORYUK	KIPNUK	AKIAK	AKIACHAK	KASIGLUK	KWIGILLINGUK	OHAGAMIUT
Other Aid to Tribal Govt	6.998	6.998	6.474	132.745	37.142	11.288	7.662	10.126	8.544	10.117	9.663	8.431	6.998
New Tribes													
Tribal Courts													
TRIBAL GOVERNMENT	6.998	6.998	6.474	132.745	37.142	11.288	7.662	10.126	8.544	10.117	9.663	8.431	6.998
Svcs. to Children, Elderly, Families													
Indian Child Welfare Act													
Welfare Assistance													
Other, Human Services													
HUMAN SERVICES													
Housing Improvement Program													
HUMAN SERVICES - NO YR.													
Scholarships													
Johnson O'Malley													
Adult Education													
Tribally Controlled Comm.Colleges													
Other, Education													
EDUCATION													
Community Fire Protection													
PUBLIC SAFETY & JUSTICE													
Job Placement & Training													
Economic Development													
COMMUNITY DEVELOPMENT													
Road Maintenance													
NO-YR. COMMUNITY DEVELOP.													
Natural Resources, General													
Agriculture													
Forestry													
Water Resources													
Wildlife and Parks													
Minerals and Mining													
RESOURCES MANAGEMENT													
Trust Services, General													
Other Rights Protection													
Real Estate Services													
Real Estate Appraisals													
Environmental Quality Services													
ANILCA													
ANCSA													
TRUST SERVICES													
Executive Direction													
Administrative Services													
Safety Management													
Common Support Services													
GENERAL ADMINISTRATION													
** GRAND TOTALS **	6.998	6.998	6.474	132.745	37.142	11.288	7.662	10.126	8.544	10.117	9.663	8.431	6.998

TRIBAL PRIORITY ALLOCATIONS - BREAKOUT OF FY 2000 CTGP BASE FUNDING

(Dollars In Thousands)

BETHEL AGENCY	PAIMUIT	UMKUMIUT	NEWTOK
Other Aid to Tribal Govt	6.998	6.998	76.351
New Tribes			
Tribal Courts			
TRIBAL GOVERNMENT	6.998	6.998	76.351
Svcs. to Children, Elderly, Families			
Indian Child Welfare Act			
Welfare Assistance			
Other, Human Services			
HUMAN SERVICES			
Housing Improvement Program			
HUMAN SERVICES - NO YR.			
Scholarships			
Johnson O'Malley			
Adult Education			
Tribally Controlled Comm.Colleges			
Other, Education			
EDUCATION			
Community Fire Protection			
PUBLIC SAFETY & JUSTICE			
Job Placement & Training			
Economic Development			
COMMUNITY DEVELOPMENT			
Road Maintenance			
NO-YR. COMMUNITY DEVELOP.			
Natural Resources, General			
Agriculture			
Forestry			
Water Resources			
Wildlife and Parks			
Minerals and Mining			
RESOURCES MANAGEMENT			
Trust Services, General			
Other Rights Protection			
Real Estate Services			
Real Estate Appraisals			
Environmental Quality Services			
ANILCA			
ANCSA			
TRUST SERVICES			
Executive Direction			
Administrative Services			
Safety Management			
Common Support Services			
GENERAL ADMINISTRATION			
** GRAND TOTALS **	6.998	6.998	76.351

TRIBAL PRIORITY ALLOCATIONS - BREAKOUT OF FY 2000 CTGP BASE FUNDING

(Dollars in Thousands)

FAIRBANKS AGENCY	TOTAL CTGP BREAKOUT	BEAVER	NULATO	CHALKYITSIK	DOT LAKE	LOUDEN (GALENA)	CIRCLE	VENETIE	NATIVE VILLAGE OF PT. HOPE	NORTHWAY	STEVENS VILLAGE	ANAKTUVUK PASS	ARCTIC VILLAGE
Other Aid to Tribal Govt	980.972	39.999	9.228	38.730	6.456	131.335	39.025	12.118	12.218	90.628	28.870	88.303	6.910
New Tribes													
Tribal Courts													
TRIBAL GOVERNMENT	980.972	39.999	9.228	38.730	6.456	131.335	39.025	12.118	12.218	90.628	28.870	88.303	6.910
Svcs. to Children, Elderly, Families													
Indian Child Welfare Act													
Welfare Assistance													
Other, Human Services													
HUMAN SERVICES													
Housing Improvement Program													
HUMAN SERVICES - NO YR.													
Scholarships													
Johnson O'Malley													
Adult Education													
Tribally Controlled Comm.Colleges													
Other, Education													
EDUCATION													
Community Fire Protection													
PUBLIC SAFETY & JUSTICE													
Job Placement & Training													
Economic Development													
COMMUNITY DEVELOPMENT													
Road Maintenance													
NO-YR. COMMUNITY DEVELOP.													
Natural Resources, General													
Agriculture													
Forestry													
Water Resources													
Wildlife and Parks													
Minerals and Mining													
RESOURCES MANAGEMENT													
Trust Services, General													
Other Rights Protection													
Real Estate Services													
Real Estate Appraisals													
Environmental Quality Services													
ANILCA													
ANCSA													
TRUST SERVICES													
Executive Direction													
Administrative Services													
Safety Management													
Common Support Services													
GENERAL ADMINISTRATION													
** GRAND TOTALS **	980.972	39.999	9.228	38.730	6.456	131.335	39.025	12.118	12.218	90.628	28.870	88.303	6.910

TRIBAL PRIORITY ALLOCATIONS - BREAKOUT OF FY 2000 CTGP BASE FUNDING

(Dollars in Thousands)

FAIRBANKS AGENCY	ATQASUK VILLAGE	KAKTOVIK VILLAGE	NUIQSUT VILLAGE	POINT LAY	WAINWRIGHT
Other Aid to Tribal Govt	75.237	89.032	98.947	90.065	123.871
New Tribes					
Tribal Courts					
TRIBAL GOVERNMENT	75.237	89.032	98.947	90.065	123.871
Svcs. to Children, Elderly, Families					
Indian Child Welfare Act					
Welfare Assistance					
Other, Human Services					
HUMAN SERVICES					
Housing Improvement Program					
HUMAN SERVICES - NO YR.					
Scholarships					
Johnson O'Malley					
Adult Education					
Tribally Controlled Comm.Colleges					
Other, Education					
EDUCATION					
Community Fire Protection					
PUBLIC SAFETY & JUSTICE					
Job Placement & Training					
Economic Development					
COMMUNITY DEVELOPMENT					
Road Maintenance					
NO-YR. COMMUNITY DEVELOP.					
Natural Resources, General					
Agriculture					
Forestry					
Water Resources					
Wildlife and Parks					
Minerals and Mining					
RESOURCES MANAGEMENT					
Trust Services, General					
Other Rights Protection					
Real Estate Services					
Real Estate Appraisals					
Environmental Quality Services					
ANILCA					
ANCSA					
TRUST SERVICES					
Executive Direction					
Administrative Services					
Safety Management					
Common Support Services					
GENERAL ADMINISTRATION					
** GRAND TOTALS **	75.237	89.032	98.947	90.065	123.871

TRIBAL PRIORITY ALLOCATIONS - BREAKOUT OF FY 2000 CTGP BASE FUNDING

(Dollars in Thousands)

NOME AGENCY	TOTAL CTGP BREAKOUT	KIANA TRADITIONAL COUNCIL	NOORVIK IRA COUNCIL	SELAWIK IRA COUNCIL	AMBLER	BUCKLAND	DEERING	KIVALINA	KOBUK	NOATAK
Other Aid to Tribal Govt	83.163	9.269	13.579	11.146	8.562	8.763	7.417	8.824	6.666	8.937
New Tribes										
Tribal Courts										
TRIBAL GOVERNMENT	83.163	9.269	13.579	11.146	8.562	8.763	7.417	8.824	6.666	8.937
Svcs. to Children, Elderly, Families										
Indian Child Welfare Act										
Welfare Assistance										
Other, Human Services										
HUMAN SERVICES										
Housing Improvement Program										
HUMAN SERVICES - NO YR.										
Scholarships										
Johnson O'Malley										
Adult Education										
Tribally Controlled Comm.Colleges										
Other, Education										
EDUCATION										
Community Fire Protection										
PUBLIC SAFETY & JUSTICE										
Job Placement & Training										
Economic Development										
COMMUNITY DEVELOPMENT										
Road Maintenance										
NO-YR. COMMUNITY DEVELOP.										
Natural Resources, General										
Agriculture										
Forestry										
Water Resources										
Wildlife and Parks										
Minerals and Mining										
RESOURCES MANAGEMENT										
Trust Services, General										
Other Rights Protection										
Real Estate Services										
Real Estate Appraisals										
Environmental Quality Services										
ANILCA										
ANCSA										
TRUST SERVICES										
Executive Direction										
Administrative Services										
Safety Management										
Common Support Services										
GENERAL ADMINISTRATION										
** GRAND TOTALS **	83.163	9.269	13.579	11.146	8.562	8.763	7.417	8.824	6.666	8.937

TRIBAL PRIORITY ALLOCATIONS - BREAKOUT OF FY 2000 CTGP BASE FUNDING

(Dollars in Thousands)

MIDWEST REGION	TOTAL CTGP BREAKOUT	SAC & FOX TRIBE of IOWA	MINNESOTA CHIPPEWA	WHITE EARTH	BAD RIVER	LAC COURTE ORIELLES	LAC DU FLAMBEAU	FOREST COUNTY POTAWATOMI	RED CLIFF	ST. CROIX TRIBE	SOKAOGON CHIPPEWA	STOCKBRIDGE MUNSEE	HO CHUNK NATION	UPPER SIOUX
Other Aid to Tribal Govt	1,685.740		197.693	297.554	13.253		12.600	22.808			20.900	27.522		47.747
New Tribes														
Tribal Courts	1,104.986								120.595	16.669	25.217		10.200	
TRIBAL GOVERNMENT	2,790.726		197.693	297.554	13.253		12.600	22.808	120.595		46.117	27.522	10.200	47.747
Svcs. to Children, Elderly, Families	1,650.475			143.527						99.340			3.900	
Indian Child Welfare Act	763.194	45.227							56.342	42.711	24.421	63.268	72.261	46.700
Welfare Assistance	184.077													
Other, Human Services														
HUMAN SERVICES	2,597.746	45.227		143.527					56.342	142.051	24.421	63.268	76.161	46.700
Housing Improvement Program	266.024	19.073												
HUMAN SERVICES - NO YR.	266.024	19.073												
Scholarships	2,380.123	132.791		714.682	134.487	131.611			110.412	58.880	43.241	66.184	248.982	
Johnson O'Malley	538.631								53.596	34.403	17.045	13.670	90.005	
Adult Education	225.608	15.000						5.300			5.323	1.076	12.329	
Tribally Controlled Comm.Colleges														
Other, Education	29.317										7.817			
EDUCATION	3,173.679	147.791		714.682	134.487	131.611		5.300	164.008	93.283	73.426	80.930	351.316	
Community Fire Protection	91.361			16.894					14.800	10.840		17.736	11.331	
PUBLIC SAFETY & JUSTICE	91.361			16.894					14.800	10.840		17.736	11.331	
Job Placement & Training	1,019.913			394.701	49.726	26.372		28.094	76.111	36.088	21.893	29.619	93.981	
Economic Development	23.735			23.735										
COMMUNITY DEVELOPMENT	1,043.648			418.436	49.726	26.372		28.094	76.111	36.088	21.893	29.619	93.981	
Road Maintenance														
NO-YR. COMMUNITY DEVELOP.														
Natural Resources, General	22.000													
Agriculture	1.014								0.500	0.514				
Forestry	145.406			121.140								24.266		
Water Resources	24.559			24.559										
Wildlife and Parks	428.739													
Minerals and Mining														
RESOURCES MANAGEMENT	621.718			145.699					0.500	0.514		24.266		
Trust Services, General														
Other Rights Protection	25.256								7.400	17.856				
Real Estate Services														
Real Estate Appraisals														
Environmental Quality Services														
ANILCA														
ANCSA														
TRUST SERVICES	25.256								7.400	17.856				
Executive Direction														
Administrative Services														
Safety Management														
Common Support Services														
GENERAL ADMINISTRATION														
** GRAND TOTALS **	10,610.158	212.091	197.693	1,736.792	197.466	157.983	12.600	56.202	439.756	300.632	165.857	243.341	542.989	94.447

TRIBAL PRIORITY ALLOCATIONS - BREAKOUT OF FY 2000 CTGP BASE FUNDING

(Dollars in Thousands)

MIDWEST REGION	PRAIRIE ISLAND	SHAKOPEE MDWAKANTON SIOUX	LOWER SIOUX	MENOMINEE	BAY MILLS	HANNAHVILLE	SAGINAW CHIPPEWA	KEWEENAW BAY	LAC VIEUX DESERT	HURON POTAWATOMI	POKAGON BAND OF POTAWATOMI	LITTLE RIVER BAND OF OTTAWA	LITTLE TRAVERSE BAY BAND of OTTAWA
Other Aid to Tribal Govt	39.982	26.557	59.059	179.963			42.000			148.425	208.097	134.280	207.300
New Tribes													
Tribal Courts					150.000	95.916	116.363	158.875	50.500		54.964	112.883	192.804
TRIBAL GOVERNMENT	39.982	26.557	59.059	179.963	150.000	95.916	158.363	158.875	50.500	148.425	263.061	247.163	400.104
Svcs. to Children, Elderly, Families	17.039	40.000	40.700		107.843	132.877	85.260	173.255	115.251		339.680	121.400	230.403
Indian Child Welfare Act	65.910	43.700	32.544		80.000	9.426	58.480	31.163	29.600			61.441	
Welfare Assistance						34.077	50.000	50.000	50.000				
Other, Human Services													
HUMAN SERVICES	82.949	83.700	73.244		187.843	176.380	193.740	254.418	194.851		339.680	182.841	230.403
Housing Improvement Program										11.400	104.787	41.153	89.611
HUMAN SERVICES - NO YR.										11.400	104.787	41.153	89.611
Scholarships	22.486	20.500	13.500		96.000	47.653	5.000	93.320	35.000		189.177	75.490	140.727
Johnson O'Malley					50.000		22.100		12.300		245.512		
Adult Education	18.486	19.500	7.700		32.000				11.500		77.394		20.000
Tribally Controlled Comm.Colleges													
Other, Education									21.500				
EDUCATION	40.972	40.000	21.200		178.000	47.653	27.100	93.320	80.300		512.083	75.490	160.727
Community Fire Protection							19.760						
PUBLIC SAFETY & JUSTICE							19.760						
Job Placement & Training									19.000	10.000	118.920		115.408
Economic Development													
COMMUNITY DEVELOPMENT									19.000	10.000	118.920		115.408
Road Maintenance													
NO-YR. COMMUNITY DEVELOP.													
Natural Resources, General					12.000		10.000						
Agriculture													
Forestry													
Water Resources													
Wildlife and Parks												142.523	286.216
Minerals and Mining													
RESOURCES MANAGEMENT					12.000		10.000					142.523	286.216
Trust Services, General													
Other Rights Protection													
Real Estate Services													
Real Estate Appraisals													
Environmental Quality Services													
ANILCA													
ANCSA													
TRUST SERVICES													
Executive Direction													
Administrative Services													
Safety Management													
Common Support Services													
GENERAL ADMINISTRATION													
** GRAND TOTALS **	163.903	150.257	153.503	179.963	527.843	319.949	408.963	506.613	344.651	169.825	1,338.531	689.170	1,282.469

TRIBAL PRIORITY ALLOCATIONS - BREAKOUT OF FY 2000 CTGP BASE FUNDING

(Dollars in Thousands)

EASTERN OKLAHOMA REGION	TOTAL CTGP BREAKOUT	QUAPAW TRIBE	SENECA CAYUGA TRIBE	OSAGE NATION
Other Aid to Tribal Govt	525.487	212.952	169.022	143.513
New Tribes	160.000			160.000
Tribal Courts				
TRIBAL GOVERNMENT	685.487	212.952	169.022	303.513
Svcs. to Children, Elderly, Families	103.197			103.197
Indian Child Welfare Act				
Welfare Assistance				
Other, Human Services				
HUMAN SERVICES	103.197			103.197
Housing Improvement Program				
HUMAN SERVICES - NO YR.				
Scholarships	22.000		22.000	
Johnson O'Malley				
Adult Education	12.000	9.000	3.000	
Tribally Controlled Comm.Colleges				
Other, Education				
EDUCATION	34.000	9.000	25.000	
Community Fire Protection				
PUBLIC SAFETY & JUSTICE				
Job Placement & Training	156.930	23.176	9.015	124.739
Economic Development				
COMMUNITY DEVELOPMENT	156.930	23.176	9.015	124.739
Road Maintenance				
NO-YR. COMMUNITY DEVELOP.				
Natural Resources, General				
Agriculture				
Forestry				
Water Resources				
Wildlife and Parks				
Minerals and Mining				
RESOURCES MANAGEMENT				
Trust Services, General				
Other Rights Protection				
Real Estate Services				
Real Estate Appraisals				
Environmental Quality Services				
ANILCA				
ANCSA				
TRUST SERVICES				
Executive Direction				
Administrative Services				
Safety Management				
Common Support Services				
GENERAL ADMINISTRATION				
** GRAND TOTALS **	979.614	245.128	203.037	531.449

TRIBAL PRIORITY ALLOCATIONS - BREAKOUT OF FY 2000 CTGP BASE FUNDING

(Dollars In Thousands)

WESTERN REGION	TOTAL CTGP BREAKOUT	FORT MOHAVE	CHEMEHUEVI	PASCUA YAQUI	AK-CHIN	GILA RIVER	FALLON	PYRAMID LAKE	RENO SPARKS	SUMMIT LAKE	WALKER RIVER	YOMBA	HOPI TRIBE
Other Aid to Tribal Govt	644.365			67.632	31.314	117.332	12.997			118.876	11.500	26.197	141.347
New Tribes													
Tribal Courts	888.613	62.433	17.227	208.532	171.093							32.538	
TRIBAL GOVERNMENT	1,532.978	62.433	17.227	276.164	202.407	117.332	12.997			118.876	11.500	58.735	141.347
Svcs. to Children, Elderly, Families	789.649			197.376								35.019	380.405
Indian Child Welfare Act	262.843		32.258	34.736									84.593
Welfare Assistance	440.300			440.300									
Other, Human Services	117.886												117.886
HUMAN SERVICES	1,610.678		32.258	672.412								35.019	582.884
Housing Improvement Program													
HUMAN SERVICES - NO YR.													
Scholarships	717.888	111.427	59.331	76.604		198.371	26.000	81.079	44.092		10.000	9.351	
Johnson O'Malley	59.693	23.293											
Adult Education	235.631				59.713	108.021							
Tribally Controlled Comm.Colleges													
Other, Education													
EDUCATION	1,013.212	134.720	59.331	76.604	59.713	306.392	26.000	81.079	44.092		10.000	9.351	
Community Fire Protection	84.505			83.505									
PUBLIC SAFETY & JUSTICE	84.505			83.505									
Job Placement & Training	187.849	43.018	42.535	24.844			11.000				59.902	6.550	
Economic Development													
COMMUNITY DEVELOPMENT	187.849	43.018	42.535	24.844			11.000				59.902	6.550	
Road Maintenance	47.477			7.477									
NO-YR. COMMUNITY DEVELOP.	47.477			7.477									
Natural Resources, General	42.500												
Agriculture	201.741	87.800	45.489	9.202									
Forestry	29.260												
Water Resources													
Wildlife and Parks	47.259												
Minerals and Mining													
RESOURCES MANAGEMENT	320.760	87.800	45.489	9.202									
Trust Services, General													
Other Rights Protection													
Real Estate Services													
Real Estate Appraisals													
Environmental Quality Services	15.956												
ANILCA													
ANCSA													
TRUST SERVICES	15.956												
Executive Direction													
Administrative Services													
Safety Management													
Common Support Services													
GENERAL ADMINISTRATION													
** GRAND TOTALS **	4,813.415	327.971	196.840	1,150.208	262.120	423.724	49.997	81.079	44.092	118.876	81.402	109.655	724.231

TRIBAL PRIORITY ALLOCATIONS - BREAKOUT OF FY 2000 CTGP BASE FUNDING

(Dollars in Thousands)

WESTERN REGION	YAVAPAI APACHE	HAVASUPAI	HUALAPAI	YAVAPAI PRESCOTT	TONTO APACHE
Other Aid to Tribal Govt		33.000	55.000	7.250	21.920
New Tribes					
Tribal Courts	122.000	35.000	171.846	22.000	45.944
TRIBAL GOVERNMENT	122.000	68.000	226.846	29.250	67.864
Svcs. to Children, Elderly, Families	125.649	28.000	23.200		
Indian Child Welfare Act			48.300	34.020	28.936
Welfare Assistance					
Other, Human Services					
HUMAN SERVICES	125.649	28.000	71.500	34.020	28.936
Housing Improvement Program					
HUMAN SERVICES - NO YR.					
Scholarships		33.000	63.633	5.000	
Johnson O'Malley			36.400		
Adult Education		0.500	58.897	8.500	
Tribally Controlled Comm.Colleges					
Other, Education					
EDUCATION		33.500	158.930	13.500	
Community Fire Protection		1.000			
PUBLIC SAFETY & JUSTICE		1.000			
Job Placement & Training					
Economic Development					
COMMUNITY DEVELOPMENT					
Road Maintenance			40.000		
NO-YR. COMMUNITY DEVELOP.			40.000		
Natural Resources, General				42.500	
Agriculture		30.000	29.250		
Forestry			29.260		
Water Resources					
Wildlife and Parks		18.000	29.259		
Minerals and Mining					
RESOURCES MANAGEMENT		48.000	87.769	42.500	
Trust Services, General					
Other Rights Protection					
Real Estate Services					
Real Estate Appraisals					
Environmental Quality Services		15.956			
ANILCA					
ANCSA					
TRUST SERVICES		15.956			
Executive Direction					
Administrative Services					
Safety Management					
Common Support Services					
GENERAL ADMINISTRATION					
** GRAND TOTALS **	247.649	194.456	585.045	119.270	96.800

TRIBAL PRIORITY ALLOCATIONS - BREAKOUT OF FY 2000 CTGP BASE FUNDING

(Dollars In Thousands)

PACIFIC REGION	TOTAL CTGP BREAKOUT	BLUE LAKE	ROHNERVILLE	QUARTZ VALLEY	SMITH RIVER	AUGUSTINE	JAMUL	MORONGO	PECHANGA	SOBOBA	RAMONA	TWENTY NINE PALMS
Other Aid to Tribal Govt	1,034.440	104.771	169.802	97.858	58.700	151.372	105.343	84.749	17.903		121.902	122.040
New Tribes	105.980				105.980							
Tribal Courts	1.000	1.000										
TRIBAL GOVERNMENT	1,141.420	105.771	169.802	97.858	164.680	151.372	105.343	84.749	17.903		121.902	122.040
Svcs. to Children, Elderly, Families	2.999				2.999							
Indian Child Welfare Act												
Welfare Assistance	2.105	2.105										
Other, Human Services												
HUMAN SERVICES	5.104	2.105			2.999							
Housing Improvement Program	3.507								3.507			
HUMAN SERVICES - NO YR.	3.507								3.507			
Scholarships	50.695	30.000		4.000		0.180	0.970			14.951	0.360	0.234
Johnson O'Malley	1.200			1.200								
Adult Education	16.774					0.180	0.969			15.022	0.370	0.233
Tribally Controlled Comm.Colleges												
Other, Education	6.460	1.000	4.459		1.001							
EDUCATION	75.129	31.000	4.459	5.200	1.001	0.360	1.939			29.973	0.730	0.467
Community Fire Protection	24.686	0.584	0.880			0.970	0.487		5.756		0.490	15.519
PUBLIC SAFETY & JUSTICE	24.686	0.584	0.880			0.970	0.487		5.756		0.490	15.519
Job Placement & Training	20.273	1.000	4.459				0.873			13.411	0.320	0.210
Economic Development	6.262			6.262								
COMMUNITY DEVELOPMENT	26.535	1.000	4.459	6.262			0.873			13.411	0.320	0.210
Road Maintenance												
NO-YR. COMMUNITY DEVELOP.												
Natural Resources, General												
Agriculture	38.301	38.027							0.104		0.170	
Forestry												
Water Resources	1.000	1.000										
Wildlife and Parks	1.150					0.230	0.230		0.230		0.230	0.230
Minerals and Mining												
RESOURCES MANAGEMENT	40.451	39.027				0.230	0.230		0.334		0.400	0.230
Trust Services, General												
Other Rights Protection	1.000	1.000										
Real Estate Services	8.253	6.253	2.000									
Real Estate Appraisals												
Environmental Quality Services	1.000	1.000										
ANILCA												
ANCSA												
TRUST SERVICES	10.253	8.253	2.000									
Executive Direction												
Administrative Services												
Safety Management												
Common Support Services												
GENERAL ADMINISTRATION												
** GRAND TOTALS **	1,327.085	187.740	181.600	109.320	168.680	152.932	108.872	84.749	27.500	43.384	123.842	138.466

TRIBAL PRIORITY ALLOCATIONS - BREAKOUT OF FY 2000 CTGP BASE FUNDING

(Dollars in Thousands)

SOUTHWEST REGION	TOTAL CTGP BREAKOUT	ACOMA PUEBLO	COCHITI PUEBLO	SANDIA PUEBLO	SAN FELIPE PUEBLO	SANTO DOMINGO PUEBLO	ZIA PUEBLO	YSLETA DEL SUR PUEBLO	LAGUNA PUEBLO	NAMBE PUEBLO	PICURIS PUEBLO	POJOAQUE PUEBLO	SAN ILDEFONSO PUEBLO
Other Aid to Tribal Govt	2,294.269	87.000	100.602	43.706	110.059	171.204		612.580		99.220	87.444	36.343	71.500
New Tribes													
Tribal Courts	1,284.002	86.814	53.000	82.893	61.143	47.034			249.653	12.000	17.767	58.525	51.000
TRIBAL GOVERNMENT	3,578.271	173.814	153.602	126.599	171.202	218.238		612.580	249.653	111.220	105.211	94.868	122.500
Svcs. to Children, Elderly, Families	657.983	103.400						264.771	133.822		7.263		
Indian Child Welfare Act	73.478								54.878				
Welfare Assistance													
Other, Human Services													
HUMAN SERVICES	731.461	103.400						264.771	188.700		7.263		
Housing Improvement Program													
HUMAN SERVICES - NO YR.													
Scholarships	36.185							36.185					
Johnson O'Malley													
Adult Education	28.328												
Tribally Controlled Comm.Colleges													
Other, Education	23.551			23.551									
EDUCATION	88.064			23.551				36.185					
Community Fire Protection	89.070								10.320				
PUBLIC SAFETY & JUSTICE	89.070								10.320				
Job Placement & Training	132.534								72.240				
Economic Development	50.289			50.289									
COMMUNITY DEVELOPMENT	182.823			50.289					72.240				
Road Maintenance													
NO-YR. COMMUNITY DEVELOP.													
Natural Resources, General	348.368						51.325						
Agriculture	71.188												
Forestry													
Water Resources													
Wildlife and Parks	103.638									5.382	10.927		66.005
Minerals and Mining													
RESOURCES MANAGEMENT	523.194						51.325			5.382	10.927		66.005
Trust Services, General													
Other Rights Protection	358.786											58.025	68.600
Real Estate Services	57.668												
Real Estate Appraisals													
Environmental Quality Services	44.177			44.177									
ANILCA													
ANCSA													
TRUST SERVICES	460.631			44.177								58.025	68.600
Executive Direction													
Administrative Services													
Safety Management													
Common Support Services													
GENERAL ADMINISTRATION													
** GRAND TOTALS **	5,653.514	277.214	153.602	244.616	171.202	218.238	51.325	913.536	520.913	116.602	123.401	152.893	257.105

TRIBAL PRIORITY ALLOCATIONS - BREAKOUT OF FY 2000 CTGP BASE FUNDING

(Dollars In Thousands)

SOUTHWEST REGION	SAN JUAN PUEBLO	TAOS PUEBLO	TESUQUE PUEBLO	ZUNI PUEBLO	RAMAH NAVAJO CHAPTER
Other Aid to Tribal Govt	33.254	82.309			759.048
New Tribes					
Tribal Courts	117.677	100.495	72.028	235.560	38.413
TRIBAL GOVERNMENT	150.931	182.804	72.028	235.560	797.461
Svcs. to Children, Elderly, Families		58.866		89.861	
Indian Child Welfare Act				18.600	
Welfare Assistance					
Other, Human Services					
HUMAN SERVICES		58.866		108.461	
Housing Improvement Program					
HUMAN SERVICES - NO YR.					
Scholarships					
Johnson O'Malley					
Adult Education		28.328			
Tribally Controlled Comm.Colleges					
Other, Education					
EDUCATION		28.328			
Community Fire Protection				78.750	
PUBLIC SAFETY & JUSTICE				78.750	
Job Placement & Training				60.294	
Economic Development					
COMMUNITY DEVELOPMENT				60.294	
Road Maintenance					
NO-YR. COMMUNITY DEVELOP.					
Natural Resources, General					297.043
Agriculture		60.864			10.324
Forestry					
Water Resources					
Wildlife and Parks	21.324				
Minerals and Mining					
RESOURCES MANAGEMENT	21.324	60.864			307.367
Trust Services, General					
Other Rights Protection	101.130	59.003	72.028		
Real Estate Services					57.668
Real Estate Appraisals					
Environmental Quality Services					
ANILCA					
ANCSA					
TRUST SERVICES	101.130	59.003	72.028		57.668
Executive Direction					
Administrative Services					
Safety Management					
Common Support Services					
GENERAL ADMINISTRATION					
** GRAND TOTALS **	273.385	389.865	144.056	483.065	1,162.496

TRIBAL PRIORITY ALLOCATIONS - BREAKOUT OF FY 2000 CTGP BASE FUNDING

(Dollars in Thousands)

NORTHWEST REGION	TOTAL CTGP BREAKOUT	COOS, UMPQUA, SIUSLAW	COW CREEK	COQUILLE	NORTHERN IDAHO AGENCY	COEUR D'ALENE	NEZ PERCE	OLYMPIC PENINSULA AGENCY	HOH	SAUK SIUATTLE	STILLAGUAMISH	YAKAMA TRIBE	SPOKANE TRIBE
Other Aid to Tribal Govt	740.460	48.000	299.966	240.044	0.458	6.305	6.770	0.229	11.600	64.595		56.493	6.000
New Tribes													
Tribal Courts	373.093					186.423	164.670		10.000		6.000	6.000	
TRIBAL GOVERNMENT	1,113.553	48.000	299.966	240.044	0.458	192.728		0.229	21.600	64.595	6.000	62.493	6.000
Svcs. to Children, Elderly, Families	323.642	54.800				133.622	11.570				123.650		
Indian Child Welfare Act	151.864					65.523	53.370			32.971			
Welfare Assistance													
Other, Human Services	67.200		32.200	35.000									
HUMAN SERVICES	542.706	54.800	32.200	35.000		199.145	64.940			32.971	123.650		
Housing Improvement Program													
HUMAN SERVICES - NO YR.													
Scholarships	140.623					130.623					10.000		
Johnson O'Malley	32.885	20.885	10.000								2.000		
Adult Education	130.731	12.035				56.923	28.570			30.203	3.000		
Tribally Controlled Comm.Colleges													
Other, Education	563.970	121.800	105.000	230.000			107.170						
EDUCATION	868.209	154.720	115.000	230.000		187.546	135.740			30.203	15.000		
Community Fire Protection	175.000			175.000									
PUBLIC SAFETY & JUSTICE	175.000			175.000									
Job Placement & Training	423.693	76.300				318.623	6.770				10.000	12.000	
Economic Development	285.988	150.500		55.000		71.422					9.066		
COMMUNITY DEVELOPMENT	709.681	226.800		55.000		390.045	6.770				19.066	12.000	
Road Maintenance													
NO-YR. COMMUNITY DEVELOP.													
Natural Resources, General	431.690	42.596		100.000		232.023	57.071						
Agriculture	208.371						208.371						
Forestry	748.601					325.030	423.571						
Water Resources	187.671						187.671						
Wildlife and Parks	84.971						84.971						
Minerals and Mining													
RESOURCES MANAGEMENT	1,661.304	42.596		100.000		557.053	961.655						
Trust Services, General													
Other Rights Protection	40.923					40.923							
Real Estate Services													
Real Estate Appraisals													
Environmental Quality Services	9.375					5.405	3.970						
ANILCA													
ANCSA													
TRUST SERVICES	50.298					46.328	3.970						
Executive Direction	8.276					4.506	3.770						
Administrative Services	120.333	60.958				23.405	35.970						
Safety Management													
Common Support Services	10.750	10.750											
GENERAL ADMINISTRATION	139.359	71.708				27.911							
** GRAND TOTALS **	5,260.110	598.624	447.166	835.044	0.458	1,600.756	1,173.075	0.229	21.600	127.769	163.716	74.493	6.000

TRIBAL PRIORITY ALLOCATIONS - BREAKOUT OF FY 2000 CTGP BASE FUNDING

(Dollars in Thousands)

EASTERN REGION	TOTAL CTGP BREAKOUT	INDIAN TOWNSHIP	PLEASANT POINT	PENOBSCOT	MALISEET	MICCOSUKEE	AROOSTOOK MICMAC	CATAWBA	JENA CHOCTAW	CHITIMACHA	ST REGIS MOHAWK
Other Aid to Tribal Govt	1,762.122		60.425	34.244	76.964	133.330		797.581	220.096	290.107	149.375
Self Governance											
New Tribes											
Tribal Courts	413.052	40.587	149.650			24.552				198.263	
TRIBAL GOVERNMENT	2,175.174	40.587	210.075	34.244	76.964	157.882		797.581	220.096	488.370	149.375
Svcs. to Children, Elderly, Families	637.297	162.348	109.953			40.991	108.421	116.012		99.572	
Indian Child Welfare Act	49.958					49.958					
Welfare Assistance											
Other, Human Services	197.880		91.128			46.542	60.210				
HUMAN SERVICES	885.135	162.348	201.081			137.491	168.631	116.012		99.572	
Housing Improvement Program											
HUMAN SERVICES - NO YR.											
Scholarships	798.641		169.917			12.169		536.555		80.000	
Johnson O'Malley											
Adult Education											
Tribally Controlled Comm.Colleges											
Other, Education	797.235	189.406		154.098	131.048	159.242	163.441				
EDUCATION	1,595.876	189.406	169.917	154.098	131.048	171.411	163.441	536.555		80.000	
Community Fire Protection	210.690	135.290	41.241			34.159					
PUBLIC SAFETY & JUSTICE	210.690	135.290	41.241			34.159					
Job Placement & Training	234.311		75.739			7.686	150.886				
Economic Development											
COMMUNITY DEVELOPMENT	234.311		75.739			7.686	150.886				
Road Maintenance											
NO-YR. COMMUNITY DEVELOP.											
Natural Resources, General	926.581		103.000	505.099		318.482					
Agriculture											
Forestry											
Water Resources											
Wildlife and Parks	396.721	148.818	88.662			159.241					
Minerals and Mining											
RESOURCES MANAGEMENT	1,323.302	148.818	191.662	505.099		477.723					
Trust Services, General	162.659			162.659							
Other Rights Protection											
Real Estate Services	9.500						9.500				
Real Estate Appraisals											
Environmental Quality Services											
ANILCA											
ANCSA											
TRUST SERVICES	172.159			162.659			9.500				
Executive Direction											
Administrative Services	81.129					81.129					
Safety Management											
Common Support Services											
GENERAL ADMINISTRATION	81.129					81.129					
** GRAND TOTALS **	6,677.776	676.449	889.715	856.100	208.012	1,067.481	492.458	1,450.148	220.096	667.942	149.375

TRIBAL PRIORITY ALLOCATIONS - BREAKOUT OF FY 2000 CTGP BASE FUNDING

(Dollars In Thousands)

SELF-GOVERNANCE COMPACTS	KAW	NISQUALLY	SAC & FOX TRIBE of OKLAHOMA	SANTA CLARA PUEBLO	SAULT STE. MARIE	SILETZ	SWINOMISH	KOTZEBUE
Other Aid to Tribal Govt	74.192	0.100	99.666	52.011		1.284		29.087
New Tribes								
Tribal Courts	1.811		17.479	37.769				
TRIBAL GOVERNMENT		0.100	117.145	89.780		1.284		29.087
Svcs. to Children, Elderly, Families	9.108		21.315					
Indian Child Welfare Act	35.329							
Welfare Assistance								
Other, Human Services								
HUMAN SERVICES	44.437		21.315					
Housing Improvement Program								
HUMAN SERVICES - NO YR.								
Scholarships	85.725		49.615		144.000		18.640	
Johnson O'Malley								
Adult Education	9.578		6.015				3.966	
Tribally Controlled Comm.Colleges								
Other, Education								
EDUCATION	95.303		55.630		144.000		22.606	
Community Fire Protection			2.397					
PUBLIC SAFETY & JUSTICE			2.397					
Job Placement & Training			4.817	30.618				
Economic Development	2.277		3.825					
COMMUNITY DEVELOPMENT	2.277		8.642	30.618				
Road Maintenance								
NO-YR. COMMUNITY DEVELOP.								
Natural Resources, General								
Agriculture	8.321		15.420					
Forestry								
Water Resources								
Wildlife and Parks			9.611	17.883				
Minerals and Mining								
RESOURCES MANAGEMENT	8.321		25.031	17.883				
Trust Services, General								
Other Rights Protection								
Real Estate Services	24.494		51.467	55.513				
Real Estate Appraisals								
Environmental Quality Services								
ANILCA								
ANCSA								
TRUST SERVICES	24.494		51.467	55.513				
Executive Direction								
Administrative Services								
Safety Management								
Common Support Services								
GENERAL ADMINISTRATION								
** GRAND TOTALS **	174.832	0.100	281.627	193.794	144.000	1.284	22.606	29.087

TRIBAL PRIORITY ALLOCATIONS - BREAKOUT OF FY 2000 CTGP BASE FUNDING

(Dollars in Thousands)

SELF-GOVERNANCE COMPACTS	TOTAL CTGP BREAKOUT	ALEUTIAN PRIBILOFF ISLANDS ASSOC.	BRISTOL BAY NATIVE ASSOC.	CHEROKEE	CHOCTAW	CHUGACHMUIT	COPPER RIVER NATIVE ASSOC.	FOND DU LAC	GRAND PORTAGE	KOOTENAI TRIBE of IDAHO	METLAKATLA	MODOC	GRAND RONDE
Other Aid to Tribal Govt	1,223.039	1.689	3.914	603.007		0.420	0.260	46.000	66.739	132.600		38.500	73.570
New Tribes													
Tribal Courts	217.784							19.800			91.320		49.605
TRIBAL GOVERNMENT	1,440.823	1.689	3.914	603.007		0.420	0.260	65.800	66.739	132.600	91.320	38.500	123.175
Svcs. to Children, Elderly, Families	981.593				435.200			24.500	59.146		137.558	16.000	278.766
Indian Child Welfare Act	129.505											29.300	64.876
Welfare Assistance													
Other, Human Services	904.511			904.511									
HUMAN SERVICES	2,015.609			904.511	435.200			24.500	59.146		137.558	45.300	343.642
Housing Improvement Program													
HUMAN SERVICES - NO YR.													
Scholarships	1,492.337			929.636				159.000	41.164		61.957	2.600	
Johnson O'Malley													
Adult Education	119.789			75.377								0.500	24.353
Tribally Controlled Comm.Colleges													
Other, Education													
EDUCATION	1,612.126			1,005.013				159.000	41.164		61.957	3.100	24.353
Community Fire Protection	57.659							1.300	0.881		53.081		
PUBLIC SAFETY & JUSTICE	57.659							1.300	0.881		53.081		
Job Placement & Training	139.421							78.200	20.086			5.700	
Economic Development	36.005							14.700	15.203				
COMMUNITY DEVELOPMENT	175.426							92.900	35.289			5.700	
Road Maintenance													
NO-YR. COMMUNITY DEVELOP.													
Natural Resources, General	1,025.036				967.243			28.500	29.293				
Agriculture	122.641							98.900					
Forestry	633.328							57.900	55.665		221.733		298.030
Water Resources	64.035							25.000	39.035				
Wildlife and Parks	605.995								78.858		499.643		
Minerals and Mining													
RESOURCES MANAGEMENT	2,451.035				967.243			210.300	202.851		721.376		298.030
Trust Services, General													
Other Rights Protection													
Real Estate Services	195.831										64.357		
Real Estate Appraisals													
Environmental Quality Services													
ANILCA													
ANCSA													
TRUST SERVICES	195.831										64.357		
Executive Direction													
Administrative Services	625.757				625.757								
Safety Management													
Common Support Services													
GENERAL ADMINISTRATION	625.757				625.757								
** GRAND TOTALS **	8,574.266	1.689	3.914	2,512.531	2,028.200	0.420	0.260	553.800	406.070	132.600	1,129.649	92.600	789.200

Annual Performance Plan

Bureau of Indian Affairs

Fiscal Year 2001 Annual Performance Plan
Fiscal Year 1999 Annual Performance Review

The Bureau of Indian Affairs is the primary agency of the Federal Government charged with the responsibility to administer Federal Indian policy and to discharge the Federal Trust responsibility for American Indian Tribes, Alaska Native villages and Tribal organizations. Federal Indian policy and the Trust responsibility are derived from the special legal and political relationship between the Tribes and the Federal Government.

Hundreds of statutes, treaties, and court decisions dealing with Tribes dominate how the Federal Government and the Bureau deliver services, benefits and funds. The wide range of mandates and authorizations which the Bureau must rely on to administer Federal programs and policies sometimes conflict with one another. Performance management under the Government Performance and Result Act (GPRA) is a prime mechanism in ensuring that these programs are providing the best services possible to customers.

Great strides are being made in the area of performance management. These efforts will improve the services the Bureau provides to its customers. The Bureau solicited Tribal and field input in the revision of the Strategic and Annual Plans to help ensure that they reflect the objectives of not only management, but employees and customers.

The Bureau has realized achievements in 30 of 45 goals for Fiscal Year 1999. Contract Support funding levels are at their highest and Community Development programs are exceeding their goals. The Bureau is striving to improve verification and validation procedures to provide accurate and substantial data in support of performance management. Program evaluation methods are being refined to better review the services provided. Programs that have not fully attained their target goal levels are being evaluated to determine more efficient program methods and procedures to allow for the best use of resources.

This document is an important factor in laying the performance planning foundation, and the Bureau will strive to attain all the goals. However, it must be realized that it is only one piece of a continually evolving process of strategic and performance planning that goes hand in hand with the ever changing needs of American Indians.



Kevin Gover
Assistant Secretary - Indian Affairs

Bureau of Indian Affairs
Leadership Responsibility

Kevin Gover
Assistant Secretary - Indian Affairs

Hilda Manuel
Deputy Commissioner of Indian Affairs

Loretta Tuell, Acting Director
Office of American Indian Trust

Linda Richardson, Director
Office of Audit and Evaluation

George Gover, Acting Director
Office of Economic Development

Bill Collier, Director
Office of Facilities Management And Construction

Meredith Stanton, Director
Indian Arts and Crafts Board

Joe Christie, Acting Director
Office of Indian Education Programs

George Skibine, Director
Office of Indian Gaming Management

Deborah Maddox, Acting Director
Office of Management and Administration

Ted Quasula, Director
Office of Law Enforcement Services

Bill Sinclair, Director
Office of Self-Governance

Mike Smith, Acting Director
Office of Tribal Services

Terry Virden, Director
Office of Trust Responsibilities

Niles Cesar, Director
Alaska Region

Frank Keel, Director
Eastern Region

Bob Impson, Acting Director
Eastern Oklahoma Region

Cora Jones, Director
Great Plains Region

Larry Morrin, Director
Midwest Region

Elouise Chicarello, Director
Navajo Region

Stanley Speaks, Director
Northwest Region

Ron Jaeger, Director
Pacific Region

Keith Beartusk, Director
Rocky Mountain Region

Dan Deerinwater, Director
Southern Plains Region

Rob Baracker, Director
Southwest Region

Wayne Nordwall, Director
Western Region

CONTENTS

i. Executive Summary i

ii. About This Document iv

Section I - Introduction & Overview

1.1 Introduction 1

1.2 Mission Statement and Category Goals 2

1.3 Linkage of Bureau Strategic Plan and Departmental Goals 3

1.4 Linkage to Budget 4

1.5 Adjustments to the Strategic Plan 5

1.6 Bureau of Indian Affairs FY 2001 Goals At-a-Glance 6

Section II - GPRA Program Activities and Goals

2.1 GPRA Program Activity - TRIBAL GOVERNMENT 20
- 2.1.1 Self-Determination
- 2.1.2 Tribal Courts

2.2 GPRA Program Activity - HUMAN SERVICES 27
- 2.2.1 Housing
- 2.2.2 Welfare Reform
- 2.2.3 Adult Care Facilities
- 2.2.4 Alcohol and Substance Abuse Prevention

2.3 GPRA Program Activity - PUBLIC SAFETY & JUSTICE 32
- 2.3.1 Crime Rate

2.4 GPRA Program Activity - COMMUNITY DEVELOPMENT 35
- 2.4.1 Employment and Training and Indian Businesses
- 2.4.2 Indian Arts and Crafts
- 2.4.3 Road and Bridge Maintenance

2.5 GPRA Program Activity - ADMINISTRATIVE AND SUPPORT SERVICES 46
- 2.5.1 Administrative Processes
- 2.5.2 Improve the Safety and Functionality of Facilities

2.6 GPRA Program Activity - EDUCATION 55
2.6.1 Successful Grade Level Transition of Students
2.6.2 Technology, Infrastructure and Safety in Schools

2.7 GPRA Program Activity - RESOURCES MANAGEMENT 67
2.7.1 Restore and Enhance Natural Resources on Indian Lands
2.7.2 Fishing and Wildlife Management
2.7.3 Integrated Resource Management Plans (IRMPs)

2.8 GPRA Program Activity -TRUST SERVICES 78
2.8.1 American Indian Trust
2.8.2 Water and Land Claims
2.8.3 Improve Conditions for the Environment
2.8.4 Real Estate Transactions
2.8.5 Ensure Dam Safety

Section III - Additional GPRA Information
3.1 Customer Service 90
3.2 Crosscutting Issues 90
3.3 Management Issues 91
3.4 Data Collection, Verification and Validation 93
3.5 Program Evaluations 93
3.6 Capital Assets/Capital Programming 94
3.7 Use of Non-Federal Parties in Preparing this Plan 94
3.7 Waivers for Managerial Accountability and Flexibility 94

Appendix I
FY 1999 Annual Performance Report At-A-Glance Table

Appendix II
FY 2000 Annual Performance Plan At-A-Glance Table

i. Executive Summary

The Bureau's role has changed significantly in the last two decades with an increased emphasis on Indian self-determination. However, Tribes still look to the Bureau for a broad spectrum of critical and complex programs administered either by themselves or the Bureau. These programs include education; law enforcement and detention; social services; resources management; road maintenance; economic development; land and water claim settlements; replacement and repair of schools; and structural deficiencies on high hazard dams. The Bureau's mission and multiple goals reflect the diversity and breadth of its responsibilities.

The FY 1999 Annual Plan had 45 goals that reflected these many programs, and the Bureau experienced a productive performance year. Of those 45 goals, 30 were achieved, 14 were not achieved, and 1, to reduce the crime rate in Indian Country, has not yet received final data.

Ten of the 30 goals that were achieved exceeded proposed target levels and are as follows:

•Contract Support Funding
•Tribes Operating Comprehensive Welfare Plans
•Success Rate of Businesses/Loans in Default
•Increased Access to Museum Property
•Reduced Prompt Pay Penalties
•Increased Schools Providing Native Language Programs
•Increased Mileage Rate Paid for School Transportation
•IRMP Grants Established
•Off Reservation Treaty Fishing Access Sites
•Legal and Technical Research and Study Project Proposals

The Bureau is providing Contract Support funding at a higher level than projected for FY 1999. Increasing the level of Contract Support reduces impediments and will encourage more Tribes to contract and compact programs and thereby increasing Tribal self-determination.

The Bureau's economic development efforts have continued to achieve success. Education and job training are essential to Tribal people to allow them to gain the skill and knowledge to obtain and keep well paying jobs. The other major factor in boosting the Tribal economy is the success of businesses in Tribal communities. The number of guaranteed loans defaulting has reduced and Tribal businesses are improving their management and success rates. This goal has been modified in FY 2000 to focus on the number of businesses supported through guaranteed loans as well as the number of jobs that those businesses create in Indian communities.

Integrated Resource Management Plans (IRMPs) have abounded and far exceeded what was expected for FY 1999. The creation and use of an IRMP by a Tribal government for the development and regulation of Tribal resources facilitates self-governance and assures sovereign control of valued assets. In this way, it can be an empowering experience - both for the Tribe through its use of IRMP as a policy instrument and for Tribal members and their community through the role it allows them to play in the management of their reservation.

The 14 goals not achieved are outlined below:

- Amount of Funds Under Contract
- Housing Repairs and Replacements
- Adult Care Facilities
- Entries in the Artist *Source Directory*
- Miles of Highway Trust Fund (HTF) Paved Roads Maintained
- Radio Systems Converted to Narrowband
- Drop Out Rate
- School Attendance
- Schools Operated by Tribes
- School Square Footage for Operations & Maintenance
- Student Count - Tribally Controlled Community Colleges (TCCCs)
- Graduates - TCCCs
- Real Estate Manuals/Handbooks
- Dams Completing Repair Construction

In the case of the first three goals, additional funding requested was not appropriated by the Congress and a moratorium was placed on new contracts and compacts under *P.L. 93-638*, thus the Bureau was not able to accomplish its intended goals. Adjustments to the target levels for these goals were not finalized prior to print of the FY 1999 Annual Plan. The Bureau will re-evaluate program methods to determine the most valuable use of what resources are provided and determine logical levels of achievement within those resources.

For the goal pertaining to increasing the number of schools operated by Tribes, the Bureau was hindered by Tribal decision to contract. Strong comments were received in response to Tribal review of the revised Strategic Plan. Tribes are adamant that pursuant to the core of Tribal Sovereignty, it is the decision of the Tribes to determine what programs they will contract, if at all, and that this is not an area of determination for the Bureau. Hence, this goal will be discontinued in FY 2000 along with the self-determination goal on the amount of funds under Tribal contract.

Due to outstanding external issues, the construction of Weber Dam has been indefinitely postponed.

For the remaining goals that were not achieved, the Bureau will develop stronger methods of program evaluation to ensure that the programs and their resources are being used in the most productive manner to provide quality services to its consumers. These evaluations will help to determine the best course of action to correct deficiencies and allow the programs to achieve the desired results outlined within the plan.

For FY 2001, major program increases requested by the Bureau in its budget request are highlighted throughout the plan. The increases, such as the $18.8 million increase requested for Law Enforcement, will assist the Bureau in achieving its goal of reducing the crime rate in Indian Country. The requested increase of $300.5 million for Education Construction will allow the Bureau to achieve its goal to replace 6 elementary and secondary schools on the Education Facilities Replacement Construction Priority List in FY 2001. All increases requested in the FY 2001 budget are a component of the Administration's Native American Initiative which seeks to provide $9.4 billion to strengthen Indian communities through improved health, education, housing, economic development, and other programs in more than 45 Federal entities. The FY 2001 budget, like the plan, supports self-determination for Tribes.

ii. About this Document

The FY 2001 Annual Plan is a direct component of the revised Strategic Plan and its Long-term goals. The goals are devoted to improving and strengthening the core programs that allow the Bureau to provide Tribal communities with the best service possible. The Plan was developed in conjunction with Bureau program and field staff to ensure adequate coverage of programs and proper goal direction. Included in the Plan are FY 1999 performance results, an operating plan for FY 2000, and proposed operations for FY 2001.

Section II - Goals: provides the goals, strategies and target levels for FY 2001. These goals contribute a one year increment to the fulfillment of the five year goals presented within the Strategic Plan. FY 1999 Performance results are also included within this section on a goal by goal basis.

Section III - Additional GPRA Information: includes narrative outlines of corrective actions to improve key management issues, the improvement of data verification and validation, and crosscutting areas for both internal and external agencies.

Appendix I provides an At-A-Glance table of FY 1999 Performance.

Appendix II provides an At-A-Glance table of the goals for FY 2000.

SECTION I - INTRODUCTION AND OVERVIEW

1.1 Introduction

Since its establishment in 1824, the Bureau of Indian Affairs has evolved in its role as trustee for the American Indian. From the paternalism of the 1800s to its role today as partner, the Bureau's mission is focused on fulfilling its trust responsibilities and promoting self-determination on behalf of Tribal Governments, American Indians, and Alaska Natives.

The Bureau currently provides Federal services to approximately 1.4 million American Indians and Alaska Natives who are members of 556 Federally recognized Tribes in the 48 contiguous United States and in Alaska. The Bureau administers 43,450,267 acres of Tribally owned land, 11,000,000 acres of individually owned land, and 443,000 acres of Federally owned land which is held in trust status. The Bureau's purpose is to promote and support Tribal decisions on their future paths through self-determination with less administration by the Bureau in non-trust areas.

The Bureau is headed by the Assistant Secretary - Indian Affairs, who is responsible for Bureau policy. Operationally, the Bureau is a bifurcated organization. The Deputy Commissioner of Indian Affairs has line authority over 12 Regional Offices, 58 Agency Offices, 1 subagency, 28 field stations, and 3 irrigation project offices; the Director of the Office of Indian Education Programs has direct authority over 26 education line officers. At the end of FY 1999, the Bureau's total employment was 9,343 full-time equivalents.

1.2 Mission Statement

> **The Bureau of Indian Affairs' mission is to fulfill its trust responsibilities and promote self-determination on behalf of Tribal Governments, American Indians and Alaska Natives.**

The Plan focuses on three main goal categories that encompass the complex and diverse world of Indian Country and the challenges presented to the Bureau in meeting the needs reflective in our mission:

- *To provide Tribes with the resources they need to strengthen their Tribal Governments and to exercise their authority as sovereign nations.*
- *To enhance and improve the quality of life in Tribal communities.*
- *To protect and preserve trust lands and trust resources to ensure the trust responsibility.*

1.3 Linkage of Bureau Strategic Plan and Departmental Goals

Departmental Goals	GPRA Program Activity	Long-term Goal
Protect the Environment and Preserve our Nation's Natural and Cultural Resources	To assist American Indians and Alaska Natives in protecting and preserving their natural resources on Trust lands and shared off-reservation resources.	By 2005, the Bureau will restore and enhance natural resources on Tribal lands. By 2005, the Bureau will provide support for Tribes to exercise their off-reservation hunting and fishing rights, for Tribes to manage and conserve fish and wildlife resources on Indian lands, and for the operation of Tribal Fish Hatchery Operations and Maintenance programs.
	Ensure the Trust responsibility to protect and preserve Trust lands and Trust resources.	The Bureau will ensure that obligations under the Federal Indian Trust responsibility are performed in accordance with the standards required by the laws and policies of the United States. By 2005, the Bureau will improve conditions for the environment and endangered species in Indian Country by reducing the amount of its total unperformed obligations. By 2005, the Bureau will ensure that Indian dam structures do not create unacceptable risks to public safety, welfare, property, the environment, and cultural structures.

DOI Goals	GPRA Program Activity	Long-term Goal
Meet Our Trust Responsibilities to Indian Tribes and Our Commitments to Island Communities	As the Federal Trustee of the American Indian and Alaska Native, all eight of the Bureau's GPRA Program activities provide the core foundation for the Department to achieve this goal.	All 18 of the Long-term Goals within the Plan target the Bureau's efforts to achieve its mission and goals and that of the Department on one centralized focus – the American Indian and Alaska Native. This focus is the guiding force for the Bureau in developing its long-term goals to accomplish the GPRA Program Activities and its overall mission. Each goal is instrumental to attainment of this Departmental goal. Reference pages 20-89.

1.4 Linkage to the Budget

The Mission goals in the Plan are the GPRA Program Activities. Due to the diversity of programs within the Bureau, it was necessary to establish the GPRA Program Activities at the subactivity level of the Program and Financing Schedules in the budget. Establishing goals at this level created broader scope long-term goals that reflect the valuable programs that the Bureau provides to Indians and Alaska Natives on a nationwide basis. The GPRA Program Activity funding level shown in the goal tables reflects total funding for all budget programs related to accomplishment of the long-term goal; accomplishment of annual goal targets composes a portion of this funding.

The long-term goals are a general outcome of the Bureau's individual budget programs within each subactivity and their contributions to the mission. Each annual goal and its measures outline what the programs will accomplish as a one-year increment to the long-term goals.

The hierarchy of the Bureau goals is as follows:

Goal categories:

a) Mission goals
b) Long-term goals
c) Annual goals
d) Goal measures

Goal data is provided in Section II to show annual progression towards goal attainment.

1.5 Adjustments to the Strategic Plan

The Annual Performance Plan outlines the Bureau's goals and measures consistent with the core of the Revised Strategic Plan for year FY 2000 to 2005. Several adjustments were made to the GPRA Program Activities and Long-term Goals through the revision. While the changes are reflected within this plan, specific modifications and the rationale for the changes will be outlined within the Strategic Plan when released in March, 2000.

1.6 Bureau of Indian Affairs

GPRA Program Activity	Long-Term Goal	FY 2001 Annual Goal
TRIBAL GOVERNMENT MISSION GOAL: To provide Tribes with the resources they need to foster strong and stable Tribal Governments and exercise their authority as sovereign nations.	By 2005, the Bureau will promote Indian Self-Determination by enhancing training and technical assistance by 50 percent and minimizing impediments to Tribal contracting, compacting and grants.	The Bureau will promote Indian Self-Determination by maintaining a 16 percent enhancement in training and technical assistance over FY 1998 levels and minimizing the impediment of limited Contract Support funding to Tribal contracting, compacting and grants.
	By 2005, the Bureau will strengthen Tribal Courts to a level adequate to respond to the expansive caseload arising from the *Presidential Initiative on Law Enforcement in Indian Country.*	The Bureau will implement and complete stage three of a multi-year implementation plan to improve Tribal Justice Systems and enforce the requirements of *P.L. 103-176,* the Indian Tribal Justice Act.
HUMAN SERVICES MISSION GOAL: Ensure that individual Indians residing on or near reservations who need assistance receive aid for basic essential needs such as food, clothing, shelter, and other services that improve the conditions of families.	By 2005, the Bureau will improve the quality of life in Indian communities.	The Bureau will provide repair or replacement work for 985 of the 4,775 eligible housing applicants. The Bureau will increase the number of Tribes operating comprehensive welfare plans to 40. The Bureau will assist 4 adult care facilities in obtaining State Medicaid provider status. The Bureau will assist 30 Tribes in establishing/utilizing alcohol and substance abuse prevention programs.
PUBLIC SAFETY AND JUSTICE MISSION GOAL: To provide quality investigative and police services and technical expertise to Tribes.	By 2005, the Bureau will improve law enforcement services on Indian lands and preserve public safety for the citizens of Indian Country by providing a 7 percent reduction in the 1998 Indian Country crime rate for Class I and Class II offenses.	The Bureau will reduce the Indian Country crime rate from 2,323 crimes per 10,000 inhabitants to 2,300 crimes per 10,000 inhabitants.

FY 2001 PERFORMANCE GOALS AT-A-GLANCE

2000	2001	2002	2003	2004	2005
Training 16% Contract Support 90%	Training 16% Contract Support 88%	Training 26% Contract Support 100%	Training 36% Contract Support 100%	Training 46% Contract Support 100%	Training 50% Contract Support 100%
Stage 2 Complete	Stage 3 Complete	Stage 4 Complete	Stage 5 Complete		
Cumulative Number Assisted 1,348 Cumulative Plans 25 Cumulative Number Assisted 0 Cumulative Tribes 15	Cumulative Number Assisted 2,333 Cumulative Plans 40 Cumulative Number Assisted 4 Cumulative Tribes 30	Cumulative Number Assisted 2,883 Cumulative Plans 55 Cumulative Number Assisted 8 Cumulative Tribes 45	Cumulative Number Assisted 3,433 Cumulative Plans 70 Cumulative Number Assisted 12 Cumulative Tribes 60	Cumulative Number Assisted 3,983 Cumulative Plans 85 Cumulative Number Assisted 16 Cumulative Tribes 75	Cumulative Number Assisted 4,775 Cumulative Plans 100 Cumulative Number Assisted 20 Cumulative Tribes 90
Crime Rate 2,323 per 10,000 inhabitants	Crime Rate 2;300 per 10,000 inhabitants	Crime Rate 2,277 per 10,000 inhabitants	Crime Rate 2,255 per 10,000 inhabitants	Crime Rate 2,232 per 10,000 inhabitants	Crime Rate 2,210 per 10,000 inhabitants

1.6 Bureau of Indian Affairs

GPRA Program Activity	Long-Term Goal	FY 2001 Annual Goal
COMMUNITY DEVELOPMENT MISSION GOAL: To provide Tribes with the resources necessary to develop a self-sustaining economic base which in turn will work to empower Tribes.	By 2005, the Bureau will improve human capital in Indian communities. The Bureau will increase the success rate of participants in reaching their educational, training and employment objectives to 90 percent. The Bureau will leverage private sector funding for 50 additional businesses and create/sustain 1000 additional jobs in Indian communities. The Bureau will provide for the administration of forest product sales and permits.	The Bureau will increase the success rate of participants in reaching their educational, training and employment objectives to 87 percent. The Bureau will provide subsidy leverage to allow for private sector funding of 59 businesses that will create or sustain 1,200 jobs. The Bureau will provide for the administration of forest product sales and permits involving 650 million board feet.
	By 2005, the IACB will promote the economic development of Indians through their art and craft work. The IACB will initiate 60 trademark registrations for Indian arts and crafts marketing purposes. The IACB will promote 75 Indian art exhibitions. The IACB will promote public awareness of authentic Indian art by increasing public access to museum property by 5 percent.	The IACB will initiate the registration of 15 trademarks for individual Indians and Tribes. The IACB will promote 15 Indian artist sale exhibitions. The IACB will promote public awareness of authentic Indian art by increasing public access to museum property by 1 percent.
	By 2005, the Bureau will improve Highway Trust Fund (HTF) constructed and other Bureau system roads and bridges through inspection and maintenance activities to protect the public investment and to provide safe transportation systems that are vital to Tribal economic development.	The Bureau will maintain 1,800 miles of Highway Trust Fund constructed roads. The Bureau will maintain 12,000 miles of Bureau system roads (all surface types) to a safe standard. The Bureau will maintain 770 Bureau system bridges to address urgent safety deficiencies, preventive maintenance, and routine maintenance per inspection reports.

FY 2001 PERFORMANCE GOALS AT-A-GLANCE

2000	2001	2002	2003	2004	2005
Success rate 80%	Success rate 87%	Success rate 89%	Success rate 90%	Success rate 90%	Success rate 90%
Subsidized 54	Subsidized 59	Subsidized 64	Subsidized 69	Subsidized 74	Subsidized 79
Jobs 1,000	Jobs 1,200	Jobs 1,250	Jobs 1,300	Jobs 1,350	Jobs 1,400
Board Feet 650 mil	Board Feet 650 mil	Board Feet 650 mil	Board Feet 650 mil	Board Feet 650 mil	Board Feet 650 mil
Program Established	Trademarks 15	Trademarks 25	Trademarks 35	Trademarks 45	Trademarks 60
Exhibitions 44	Exhibitions 59	Exhibitions 64	Exhibitions 69	Exhibitions 75	Exhibitions 75
Visitors 100,424	Visitors 101,418	Visitors 102,432	Visitors 103,456	Visitors 104,491	Visitors 105,535
Miles 1,600	Miles 1,800	Miles 1,800	Miles 1,800	Miles 1,800	Miles 1,800
Miles 10,000	Miles 12,000	Miles 14,400	Miles 17,280	Miles 20,736	Miles 22,200
Bridges 490	Bridges 770	Bridges 770	Bridges 770	Bridges 770	Bridges 770

1.6 Bureau of Indian Affairs

GPRA Program Activity	Long-Term Goal	FY 2001 Annual Goal
ADMINISTRATIVE AND SUPPORT SERVICES MISSION GOAL: Reduce long-term costs and improve timeliness of services through the use of modern, automated techniques and processes for management and to ensure the efficient and effective use of resources for new construction, renovation, and maintenance of Bureau-funded facilities.	By 2005, the Bureau will achieve minimum acceptable standards for successful administrative processes by eliminating the Bureau's existing material weakness in property management, producing unqualified opinions to the financial statements and bringing prompt payment performance up to the Department's acceptable standard of 97 percent by using modern automated techniques and processes for management, while maintaining tight control on costs and utilizing customer service surveys to measure efficiency, timeliness and overall quality of Bureau customer service.	The Bureau will reduce an additional 30 percent of the basis for qualifications to the Annual Financial Statement. The Bureau will bring prompt pay performance up to 97 percent. The Bureau will distribute a Tribal Services customer service survey, compile data and begin corrective actions.
	By 2005, the Bureau will improve the safety and functionality of Bureau schools and facilities for clients.	The Bureau will replace 6 primary and secondary schools on the Replacement School Construction Priority Lists. The Bureau will award 15 Facilities Improvement and Repair (FI&R) projects to reduce unsafe conditions at educational, administrative, and law enforcement facilities. The Bureau will prepare an additional 12 radio sites for conversion to narrowband technology. The Bureau will replace 3 of the 8 remaining unsafe and unserviceable fire trucks as noted on the 1997 Fire Truck listing.

FY 2001 PERFORMANCE GOALS AT-A-GLANCE

2000	2001	2002	2003	2004	2005
Qualifications 70	Qualifications 40	Qualifications 30	Qualifications 20	Qualifications 10	Qualifications 0
Prompt Pay 96%	Prompt Pay 97%	Prompt Pay 97%	Prompt Pay 97%	Prompt Pay 97%	Prompt Pay 97%
Survey developed clearances approved.	Survey distributed. Data compiled. Corrective actions begun.	2nd and 3rd surveys developed. Clearances approved.	Surveys distributed. Data compiled. Corrective actions begun.	4th and 5th surveys developed. Clearances approved.	Surveys distributed. Data compiled. Corrective actions begun.
Schools 3	Schools 6	Schools 6	Schools 6	Schools 6	Schools 6
Projects 12	Projects 15	Projects 15	Projects 15	Projects 15	Projects 15
Converted 12 Cumulative 22	Converted 12 Cumulative 34	Converted 12 Cumulative 46	Converted 12 Cumulative 58	Converted 27 Cumulative 85	
Trucks 2	Trucks 3	Trucks 2	Trucks 2	Truck 1	

1.6 Bureau of Indian Affairs

GPRA Program Activity	Long-Term Goal	FY 2001 Annual Goal
EDUCATION MISSION GOAL: To provide quality education opportunities from early childhood through life in accordance with the Tribal needs for cultural and economic well-being in keeping with the wide diversity of Tribes and Alaska Native villages as distinct cultural and governmental entities.	By the end of School Year 2004-2005, the Bureau will improve the succession of students to each educational level from early childhood development to job placement.	The Bureau will improve the percentage of students proficient in Math and Language Arts by 8 percent. The Bureau will improve the attendance rate at Bureau/Tribal schools by 1 percent. The Bureau will improve the percentage of teachers proficient in new assessments by 5 percent. The Bureau will provide for 100 percent accreditation at Bureau and Tribal schools. The Bureau will confer 1,171 degrees at Tribally Controlled Community Colleges and post-secondary schools.
	By the end of School Year 2004-2005, the Bureau will provide for an improvement in technology, infrastructure, and safety management measures to maximize learning opportunities and to ensure the general well being of Indians and Alaska Native students.	The Bureau will provide 1000 replacement computers for classroom use. The Bureau will connect an additional 35 schools to Internet access. The Bureau will improve the percentage of teachers proficient in technology use by 4 percent. The Bureau will provide for a 10 percent reduction in the incidences of violence among students. The Bureau will provide student transportation mileage funding comparable to the national average through an increase of $.04 per mile.

FY 2001 PERFORMANCE GOALS AT-A-GLANCE

2000	2001	2002	2003	2004	2005
Math 47% Language 45%	Math 51% Language 49%	Math 55% Language 53%	Math 59% Language 57%	Math 63% Language 61%	Math 67% Language 65%
Attendance 91.5%	Attendance 92.5%	Attendance 93%	Attendance 93.5%	Attendance 94%	Attendance 94.5%
Proficiency 59%	Proficiency 64%	Proficiency 68%	Proficiency 72%	Proficiency 76%	Proficiency 80%
Accreditation 100%	Accreditation 100%	Accreditation 100%	Accreditation 100%	Accreditation 100%	Accreditation 100%
Degrees 1,138	Degrees 1,171	Degrees 1,201	Degrees 1,231	Degrees 1,261	Degrees 1,291
Total Computers 2,826	Total Computers 3,826	Total Computers 4,826	Total Computers 5,826	Total Computers 6,826	Total Computers 7,826
Schools Connected 150	Schools Connected 185				
Proficiency 54%	Proficiency 58%	Proficiency 62%	Proficiency 66%	Proficiency 70%	Proficiency 74%
Incidences 11,097	Incidences 9,988	Incidences 8,989	Incidences 8,090	Incidences 7,281	Incidences 6,553
Mileage Funding 2.26	Mileage Funding 2.30	Mileage Funding 2.30	Mileage Funding 2.30	Mileage Funding 2.30	Mileage Funding 2.30

1.6 Bureau of Indian Affairs

GPRA Program Activity	Long-Term Goal	FY 2001 Annual Goal
RESOURCES MANAGEMENT MISSION GOAL: To assist Indian and Alaska Natives in protecting and preserving their natural resources on Trust lands and shared off-reservation resources.	The Bureau will restore and enhance natural resources on Tribal lands.	The Bureau will provide for the reforestation and improvement of 20 percent of the 1.3 million acres of forest lands needing treatment. The Bureau will provide for the restoration of 80,000 acres of trust lands infested with noxious weeds to productive agronomic uses. The Bureau will provide for the enhancement of 6,500 acres of wetlands. The Bureau will provide support for an additional 95Tribal water management projects.
	By 2005, the Bureau will provide support for Tribes to exercise their off-reservation hunting and fishing rights, for Tribes to manage and conserve fish and wildlife resources on Indian lands, and for the operation of Tribal Fish Hatchery maintenance projects.	The Bureau will provide for the exercise of off-reservation treaty rights by 43 Tribes. The Bureau will provide assistance in support of 50 Tribal Management programs. The Bureau will provide support for 23 maintenance projects for fishing access sites. The Bureau will provide support for 50 Tribal Fish Hatchery maintenance projects.
	By 2005, the Bureau will increase the number of Integrated Resource Management Plans (IRMPs) to 50.	The Bureau will increase the number of Tribes developing IRMPs by establishing an additional 15 planning grants.

FY 2001 PERFORMANCE GOALS AT-A-GLANCE

2000	2001	2002	2003	2004	2005
Acres 195,000	Acres 260,000	Acres 315,000	Acres 370,000	Acres 425,000	Acres 480,000
Acres 240,000	Acres 320,000	Acres 400,000	Acres 480,000	Acres 560,000	Acres 640,000
Acres 19,500	Acres 26,000	Acres 32,500	Acres 39,000	Acres 45,500	Acres 52,000
Projects 200	Projects 295	Projects 295	Projects 295	Projects 295	Projects 295
Tribes Assisted 41	Tribes Assisted 43	Tribes Assisted 43	Tribes Assisted 43	Tribes Assisted 43	Tribes Assisted 43
Programs 50	Programs 50	Programs 50	Programs 50	Programs 50	Programs 50
Projects 17	Projects 23	Projects 23	Projects 23	Projects 23	Projects 23
Projects 50	Projects 50	Projects 50	Projects 50	Projects 50	Projects 50
Grants 17	Grants 32	Grants 37	Grants 42	Grants 47	Grants 50

1.6 Bureau of Indian Affairs

GPRA Program Activity	Long-Term Goal	FY 2001 Annual Goal
TRUST SERVICES MISSION GOAL: Ensure the Trust responsibility to protect and preserve Trust lands and Trust resources.	The Bureau will ensure that obligations under the Federal Indian trust responsibility are performed in accordance with the standards required by the laws and policies of the United States.	The Bureau will perform 67 trust evaluations.
	By 2005, the Bureau will improve the assistance provided to Tribes in establishing and defining water and land claims through negotiation.	The Bureau will assist 70 Tribes by procuring defense services or private counsel in support of water and land claims. The Bureau will fund 20 Departmental teams involved in land and water quantitative negotiations and implementation of Indian land and water rights claims. The Bureau will fund 80 project proposals for technical research and studies.
	By 2005, the Bureau will improve conditions for the environment and endangered species in Indian Country by reducing the amount of its total unperformed obligations.	The Bureau will train 500 Bureau and Tribal employees in the areas of environmental management and endangered species preservation. The Bureau will conduct compliance assistance audits and perform corrective actions at 18 Bureau and Field offices. The Bureau will issue an additional 5 guidance documents on environmental management and endangered species preservation. The Bureau will provide technical or financial assistance to 85 Tribes in the areas of environmental management and endangered species preservation.
	By 2005, the Bureau will facilitate the growth of trust income through an increase in the efficient processing of trust transactions for Tribal and individual Indian land owners.	By September 2001, the Bureau will facilitate the growth of trust income by processing an additional 3,000 trust transactions for Tribal and individual Indian land owners.

FY 2001 PERFORMANCE GOALS AT-A-GLANCE

2000	2001	2002	2003	2004	2005
Evaluations 67	Evaluations 67	Evaluations 67	Evaluations 67	Evaluations 67	Evaluations 67
Tribes Assisted 57	Tribes Assisted 70	Tribes Assisted 70	Tribes Assisted 70	Tribes Assisted 70	Tribes Assisted 70
Teams 20	Teams 20	Teams 20	Teams 20	Teams 20	Teams 20
Project Proposals 80	Project Proposals 80	Project Proposals 80	Project Proposals 80	Project Proposals 80	Project Proposals 80
Trainees 500 Cumulative 750	Trainees 500 Cumulative 1,250	Trainees 500 Cumulative 1,750	Trainees 500 Cumulative 2,250	Trainees 500 Cumulative 2,750	Trainees 500 Cumulative 3,250
Audits 10	Audits 28	Audits 41	Audits 54	Audits 67	Audits 82
Guidance Docs 20	Guidance Docs 25	Guidance Docs 30			
Tribes Assisted 75	Tribes Assisted 85	Tribes Assisted 85	Tribes Assisted 85	Tribes Assisted 85	Tribes Assisted 85
Transactions 37,000	Transactions 40,000	Transactions 42,000	Transactions 45,000	Transactions 45,000	Transactions 45,000

1.6 Bureau of Indian Affairs

GPRA Program Activity	Long-Term Goal	FY 2001 Annual Goal
Trust Services Continued	By 2005, the Bureau will ensure that Indian dam structures do not create unacceptable risks to public safety, welfare, property, the environment, and cultural structures by completing construction on 26 dams.	The Bureau will complete repair construction on 3 dams in FY 2001 for a total of 19 dams completing construction.

FY 2001 PERFORMANCE GOALS AT-A-GLANCE

2000	2001	2002	2003	2004	2005
Dams Complete 16	Dams Complete 19	Dams Complete 21	Dams Complete 23	Dams Complete 25	Dams Complete 26

SECTION II - GOALS

2.1 Tribal Government GPRA Program Activity:

GPRA Program Activity
Tribal Government Mission Goal: To provide Tribes with the resources they need to foster strong and stable Tribal Governments and exercise their authority as sovereign nations.

Budget Table:

TRIBAL GOVERNMENT	FY 1999 Enacted*	FY 2000 Enacted*	FY 2001 Request*
Long-Term Goal 1	341,765	347,749	367,448
Other Aid to Tribal Government -TPA**	94,048	93,934	45,211
Consolidated Tribal Gov't Prog.- TPA	0	0	51,973
Self Governance Compacts - TPA	125,848	122,178	130,789
New Tribes - TPA	1,607	510	344
ISD Fund (New/Expanded Contracts) - TPA		0	5,000
Contract Support - TPA	114,891	125,229	128,732
Self Governance Grants (Shortfalls) - NR	250	249	257
Community Services, General- CO	1,140	1,543	1,053
Tribal Government Services - CO	1,488	1,525	1,554
Office of Self-Governance - GA- CO	1,139	1,157	1,170
Community Services, General- RO	241	242	244
All Other Aid to Tribal Government - RO	1,113	1,182	1,121
Long-Term Goal 2	11,388	11,048	12,585
Tribal Courts - TPA	11,388	11,048	12,585

*All dollar amounts are in thousands.
**Budget Abbreviations: TPA-Tribal Priority Allocations, CO-Central Office, RO-Regional Office, NR-Non-Recurring OR-Other Recurring, SPP-Special Programs and Pooled Overhead

The Bureau provides Tribal government support under several broad and specific authorities which authorize the Secretary of the Interior to provide services to American Indians and Alaska Natives. This support includes technical assistance to Tribal governments on matters such as *P.L. 93-638* contracting, Contract Support issues, membership criteria, enrollment, judgment funds, and recognition of Tribes.

P.L. 93-638, the Indian Self-Determination and Education Assistance Act, authorizes Tribes to enter into contracts, grants, cooperative agreements, or compacts with the Bureau. The Self-Determination authority allows Tribes to operate programs and provide services to Indian people, that were at one time, only provided by the Bureau. This gives contracting or compacting Tribes the authority and the flexibility to move funds from one program to another in order to meet the needs of their constituents.

The Indian Self-Determination Act amendments of 1994, *P.L. 103-413*, permanently established Tribal self-governance. Funds are provided to Tribes so they can plan, conduct, consolidate, and administer programs, services, functions, and activities for Tribal citizens according to priorities established by their Tribal Governments. Under Tribal self-governance, Tribes have greater control and flexibility in the use of these funds, reduced reporting requirements compared to *P.L. 638* contracting Tribes, and the authority to redesign or consolidate programs, services, functions, and activities.

The capability of Tribal contractors to manage and administer contracts or compacts is impaired when full funding of indirect costs is not provided. Inadequate funding of these costs weaken Tribal administrative structures and negatively impacts the direct delivery of program services. Providing a fully funded Contract Support program provides incentives for increased contracting and compacting activity by the Tribes which promotes Tribal self-determination and sovereignty.

Also strengthening Tribal structures are Tribal court systems, a necessary tool for Tribes to achieve strong, viable governments to provide the expeditious and effective administration of justice to the Tribal community and others who conduct business or interact with the Tribal governments, Tribal businesses and Tribal members. The second goal provides for the implementation of the four major requirements of the Indian Tribal Justice Act through a multi-year implementation plan.

Long-term Goal 1: By 2005, the Bureau will promote Indian Self-Determination by enhancing training and technical assistance by 50 percent and minimizing impediments to Tribal contracting, compacting and grants.

FY 2001 Performance Goal:
01.01.01.01.01: The Bureau will promote Indian Self-Determination by maintaining a 16 percent enhancement in training and technical assistance over FY 1998 levels and minimizing the impediment of limited Contract Support funding to Tribal contracting, compacting and grants.

Performance Measure: 1. Number of *P.L. 93-638* training sessions held.
2. Number of *P.L. 93-638* technical assistance workshops held.
3. Percentage of Contract Support funds provided to Tribal contractors.

	FY 98 Actual	FY 99 Plan	FY 99 Actual	FY 00 Plan	FY 01 Proposed	Proposed Change
1	2	4	4	15	15	0
2	0	45	45	50	50	0
3	84	83	88	90	88	-2

Workload and Other Performance Statistics

Performance Indicator: 1. Number of Self-Governance Conferences held.

	FY 98 Actual	FY 99 Plan	FY 99 Actual	FY 00 Plan	FY 01 Proposed	Proposed Change
1	2	2	2	2	2	0

Goal Description:

At one time, the Bureau provided virtually all services and programs directly to American Indians. Today, Federal policy emphasis, supported by *P. L. 93-638*, as amended, is on self-determination and self-governance. The goal of the Bureau is to provide Tribes with the resources they need to foster strong and stable Tribal Governments and exercise their authority as sovereign nations.

The first part of this goal focuses on providing Tribes increased training and technical assistance in *638* contracting. If Tribes are well educated in contracting and compacting issues, it will increase the number of Tribes that are willing to contract and compact programs. The second part of this goal provides for increased Contract Support levels. Contract Support funding provides for the indirect costs that Tribes incur when contracting programs. Limited Contract Support funding has been a continuous impediment to Tribal contracting in the past.

To promote Tribal contracting, the Bureau will provide training and technical assistance workshops to Tribes to educate them in the management and administration of contracts. The Bureau will continue supportive programs such as the Indian Self-Determination Fund and New Tribes funding, all of which provide seed money to Tribes to cover the costs of contracting and compacting.

The Bureau will work with Tribes and the Office of the Inspector General (OIG) to clearly define the types of costs that may be included as actual indirect costs. These are important factors directly contributing to the percentage of Contract Support funds the Bureau provides each year to Tribes.

FY 1999 Performance:

Goal: 01.01.01.01.00 - Enhanced training and technical assistance for Tribal Self-Determination.

Report: These are new goal initiatives for FY 2000. Informational baseline data for 1998 and 1999 is provided in the goal table.

Goal: 01.01.01.02.99 - The Bureau will increase contract support funding to 83 percent. (Revised: Minimize the impediment of limited Contract Support funding to Tribal contracting, compacting and grants.)

Report: *Exceeded* – The final Contract Support funding report for FY 1999 identified that Tribal contractors received 88 percent of reported need. This represents a 5 percent increase above the target level.

At the time that the 83 percent target for this goal was established, the FY 1998 Contract Support rate was at 80 percent. Final Contract Support for FY 1998 exceeded this level for a total of 84 percent.

Data Collection Methodology, Sources and Limitations	1. Collection of training session registration records and evaluation forms on a quarterly basis. 2. Collection of workshop registration records and evaluation forms on a quarterly basis. 3. Compilation and preparation of a report to the Congress of funds obligated into Tribal contracts.
Validation	1. Training Session Guidelines and agendas. Review of Feedback on training sessions held. 2. Workshop Guidelines and agendas. Review of Feedback on workshops held. 3. Annual Report to the Congress on Tribal Contracting

Long-term Goal 2: By 2005, the Bureau will strengthen Tribal Courts to a level adequate to respond to the expansive caseload arising from the *Presidential Initiative on Law Enforcement in Indian Country.*

FY 2001 Performance Goal:
01.01.02.01.01: The Bureau will implement and complete stage three of a multi-year implementation plan to improve Tribal Justice Systems and enforce the requirements of *P.L. 103-176*, the Indian Tribal Justice Act.

Performance Measures: Completion of stage 3 workload items.

FY 98 Actual	FY 99 Plan	FY 99 Actual	FY 00 Plan	FY 01 Proposed	Proposed Change
--	Stage 1	Stage 2	Stage 3	Stage 4	+1

Workload and Other Performance Statistics

Performance Indicators:
1. Number of Tribal Courts provided technical assistance and training.
2. Number of training sessions provided to court personnel
3. Development of funding criteria based on survey results and distribution of funds for the employment of Tribal court personnel and acquisition of equipment to enhance Tribal Justice systems.
4. The number of remaining Courts of Indian Offenses that need to be reviewed.
5. Number of Tribal judicial conferences planned/funded.

	FY 98 Actual	FY 99 Plan	FY 99 Actual	FY 00 Plan	FY 01 Proposed	Proposed Change
1	--	--	--	0	2	+2
2	--	--	--	0	2	+2
3	--	--	Survey complete	Data collected/ compiled	Criteria developed/ funds distributed	+1
4	13	--	9	5	1	-4
5	--	--	2 planned	1funded	1 funded	0

Goal Description:

Tribal courts are relatively new institutions in Indian Country and have not reached the level of staffing and funding typically required of courts of general jurisdiction with similar types and numbers of cases. Tribal Courts have not received increases in funding even though they continue to have more and more complex cases. In addition, the *Presidential Initiative on Law Enforcement in Indian Country* will produce increasing numbers of criminal cases for the Courts to dispose of. Without a commensurate funding response for Tribal Courts, a backlog of criminal cases will result. There is also the probability that criminals will go unprocessed and unpunished because of constitutional speedy trial issues.

The Tribal Courts program focuses on compliance with Title I of the Indian Tribal Justice Act (*P.L. 103-176*), enacted on December 3, 1993. The Act has four major requirements: (1) establish an Office of Tribal Justice Support; (2) conduct a survey of Tribal justice systems; (3) provide base support funding for Tribal justice systems; and (4) support Tribal judicial conferences. To achieve the goal, the Bureau proposes to complete the implementation of the four major requirements through a multi-year implementation plan. Stage III, which will be carried out in FY 2001, is as follows:

Stage III

1. Provide technical assistance and training to two Tribal Courts with code and procedural rules development.
2. Provide two training sessions for Tribal Court personnel for the enhancement and improvement of Tribal justice systems.
3. Develop funding criteria for distribution of funds for the employment of Tribal Court

personnel and acquisition of equipment and technological improvements to enhance existing Tribal justice systems.

4. Complete four court reviews.
5. Sponsor one judicial conference.

FY 1999 Performance:

Goal: 01.01.02.01.99 - The Bureau will implement and complete stage one of a multi-year implementation plan to improve Tribal Justice Systems and enforce the requirements of *P.L. 103-176*, the Indian Tribal Justice Act.

Report: *Achieved* - The Bureau successfully completed stage one and accomplished the goal for FY 1999. The survey, four Tribal court reviews, and planning of judicial conferences were all completed.

Data Collection Methodology, Sources and Limitations	1. Headquarters prepares quarterly reports on technical assistance provided. 2. Collection of training session registration records and evaluation forms on a quarterly basis. 3. Survey data is reviewed and distribution formula is developed. 4. Headquarters conducts on-site reviews and prepares reports. 5. Bureau/Tribal Workgroup will sponsor Judicial conferences.
Validation	1. Technical Assistance Reports and training logs. 2. Training Session Guidelines and agendas. Feedback on training sessions held. 3. Report of distribution formula and methodology. 4. Reports of Court Reviews 5. Conference Agenda and follow up reports.

FY 1999 Discontinued or Changed Goals:

Goal: 01.01.01.01.99 - The Bureau will increase the level of base funding obligations under contracts or compacts to 57.5 percent.

Report: *Not Achieved* - Due to a Congressionally imposed moratorium in FY 1999 prohibiting new contracts or compacts under *P.L. 93-638*, as amended, base funding under contracts and compacts remained at the same level as achieved in FY 1998.

The Bureau has discontinued this goal in FY 2000 due to Tribal comments received in response to the Draft Strategic Plan. Tribes feel that the Bureau's determination of their level of contracting or compacting is contradictory to their self-determination. Tribes stated that it is their right under self-determination to choose whether to contract or compact programs at their own discretion.

Goal: 01.01.03.01.99 - The Bureau will reduce the number of petitions on active consideration within the petitioning process by 3.

Report: *Not Achieved* - Two petitions have been completed and one other petition has been completed, but is still undergoing internal review. This goal was discontinued in FY 2000. It was determined that due to incoming petitioners and the cyclic petitioning process, this was a goal that would not see a true end mark in reducing the petitions on active consideration. Once petitions are removed, others move up on the list for review and the list continues.

2.2 Human Services GPRA Program Activity:

GPRA Program Activity
Human Services Mission Goal: Ensure that individual Indians residing on or near reservations who need assistance receive aid for basic essential needs such as food, clothing, shelter, and other services that improve the conditions of families.

Budget Table:

HUMAN SERVICES	FY 1999 Enacted*	FY 2000 Enacted*	FY 2001 Request*
Long-Term Goal 1	155,508	153,797	170,286
Services to Children, Elderly, & Families - TPA	28,201	27,471	27,775
Indian Child Welfare Act - TPA	12,945	12,568	11,535
Welfare Assistance - TPA	94,046	93,245	93,225
Adult Care Facility Rehabilitation - TPA	0	0	1,000
Housing Improvement Program - TPA	16,074	15,517	31,800
Other-Human Services (Tribal Design) - TPA	113	710	629
Services to Children, Elderly, & Families - CO	710	717	727
Housing Development - CO	156	174	174
Alcohol and Substance Abuse Prevention - CO		398	398
Services to Children, Elderly, & Families - RO	975	656	668
Housing Development - RO	2,288	2,341	2,355

*All dollar amounts are in thousands.

The goal of the Human Service activity is to identify and provide services to every eligible Indian individual who qualifies for essential needs funding and to make the best use of the Federal funds provided. To accomplish this, the Bureau will refine its Federal regulations to close loopholes and address program gaps that will provide for flexibility to redesign welfare programs. The elimination of the ineligibles and the eligibility for State assistance to adult care facilities will lead to an increase in the funding and services provided to eligible applicants being served.

Long-term Goal 1: By 2005, the Bureau will improve the quality of life in Indian communities.

FY 2001 Performance Goal: **02.02.01.01.01:** The Bureau will provide repair or replacement work for 985 of 4,775 eligible housing applicants.					
Performance Measure: Cumulative number of Housing applicants receiving repair and replacement work.					
FY 98 Actual	FY 99 Plan	FY 99 Actual	FY 00 Plan	FY 01 Proposed	Proposed Change
--	849	800	1,348	2,333	+985

Goal Description:

Due to limited funding within the Bureau, there is a substantial amount of substandard housing in Indian Country. The Bureau's Housing Improvement Program (HIP) provides repair and renovation work to existing housing or provides housing, which may include construction of new modest housing in the form of a "grant for services." These services are provided to no-income or low-income Indian families and individuals who have limited resources and who do not qualify for or cannot receive assistance from other Federal or State programs.

The requested FY 2001 funding will provide repair work for 600 families and replacement housing for 385 families.

FY 1999 Performance:

Goal: 02.02.01.01.99 - The Bureau will provide repair and replacement work to 849 of the 30,179 eligible housing applicants.

Report: *Not Achieved* - In FY 1999, the Housing Improvement Program was utilized to renovate 635 existing homes and construct 165 new homes. The Bureau fell 49 projects short of the proposed target level for FY 1999. The Bureau has reviewed the program processes and the new housing reporting formats and developed reasonable targets within appropriated funding to ensure the best use of resources.

In FY 1999, the distribution methodology, based on total existing housing units, provided a distribution to all participating Tribes regardless of substantiated HIP need. The new methodology to be implemented in FY 2000 will distribute the HIP funds based on eligible applicants with funds directed for the most needy Indians regardless of category of services required; thus the change in the base amount of applicants needing assistance between FY 1999 and FY 2000.

Data Collection Methodology, Sources and Limitations	Regional Housing Officers collect and report construction and repair data annually. Under the Housing Program, the Housing projects are performed under contract. Tribal contractors are not required to report accomplishments until 90 days after the end of the contract. Additionally, some of the Tribes operate on a calendar year basis and are still building when the final Annual Plan reporting is due.
Validation	Annual Construction and Repair Performance Report

FY 2001 Performance Goal: **02.02.01.02.01:** The Bureau will increase the number of Tribes operating comprehensive welfare plans to 50.					
Performance Measure: Cumulative number of Tribes operating comprehensive welfare plans.					
FY 98 Actual	FY 99 Plan	FY 99 Actual	FY 00 Plan	FY 01 Proposed	Proposed Change
12	15	16	25	40	+15

Goal Description:

Under the authority of *P.L. 93-638*, as amended, Tribes have the authority to redesign their human services programs to comply with the Welfare-to-Work reforms. Although 16 Tribes have managed to redesign their programs in compliance with Welfare-to-Work reforms, the inflexibility of regulations governing Social Services makes redesign difficult. The Bureau has improved regulations that provide Tribes the flexibility to successfully redesign their welfare programs with less difficulty. The Bureau will work closely with Tribes providing them advice and direction in preparing comprehensive plans.

FY 1999 Performance:

Goal: 02.02.01.02.99 - The Bureau will increase the number of Tribes operating comprehensive welfare plans to 15.

Report: *Exceeded* - Welfare to Work reforms and improved regulations have allowed four additional Tribes to operate comprehensive Welfare Plans which exceeds the Bureau's goal by one.

Data Collection Methodology, Sources and Limitations	Regional Social Workers maintain copies of comprehensive welfare plans and submit final data to Headquarters.
Validation	Copies of Comprehensive Welfare Plans on File. Annual Report of Welfare Reform Performance.

FY 2001 Performance Goal: **02.02.01.03.01:** The Bureau will assist 4 adult care facilities in obtaining State Medicaid provider status.					
Performance Measure: Cumulative number of adult care facilities achieving State Medicaid provider status.					
FY 98 Actual	FY 99 Plan	FY 99 Actual	FY 00 Plan	FY 01 Proposed	Proposed Change
--	3	0	0	4	+4

Goal Description:

Providing relatively minor repairs and improvements to adult care facilities will assist them in acquiring State Medicare/Medicaid provider status which will allow the facilities to be eligible to receive financial assistance from the State. Once renovations are complete and the facilities are

funded by State resources, there will be a substantial savings to the Bureau that can be used to offset other human service needs. If the $1 million in requested funding is provided in FY 2001, the Bureau will complete the repair work on 4 of the 45 identified adult care facilities to bring them up to State standards so they will become eligible for other financial assistance.

FY 1999 Performance:

Goal: 02.02.01.03.99 - The Bureau will assist three of seven adult care facilities in becoming State Medicare providers.

Report: *Not Achieved* - No funding was provided by the Congress in FY 1999 to begin the repair work on adult care facilities. The FY 2000 funding request was also eliminated by the Congress.

Data Collection Methodology, Sources and Limitations	Construction and repair work accomplishment reports are submitted by contractor.
Validation	Medicaid and Medicare status awarded by State. Letters of Medicaid provider status will be issued to the Navajo Nation with copies provided to Headquarters.

FY 2001 Performance Goal:
02.02.01.04.01: The Bureau will assist 30 Tribes in establishing/utilizing alcohol and substance abuse prevention programs.

Performance Measure: Number of Tribes establishing/utilizing alcohol and substance abuse prevention programs.

FY 98 Actual	FY 99 Plan	FY 99 Actual	FY 00 Plan	FY 01 Proposed	Proposed Change
--	--	--	15	30	+15

Goal Description:

The Office of Alcohol and Substance Abuse Prevention will provide on-site training to Bureau staff, Tribes and Tribal organizations on methods, procedures and programs for alcohol and substance abuse prevention. The Office will also assist Tribes with the implementation of Tribal Action Plans, which are designed to reduce the use of alcohol and substance abuse in Indian communities.

FY 1999 Performance:

Goal: 02.02.01.04.00 - The Bureau will assist 30 Tribes in establishing/utilizing alcohol and substance abuse prevention programs.

Report: The goal for alcohol and substance abuse prevention is a new initiative for FY 2000.

Data Collection Methodology, Sources and Limitations	Headquarters will collect and maintain copies of training agendas and schedules. Headquarters will collect copies of contracts that identify alcohol and substance abuse prevention activities.
Validation	Participant Lists – containing signatures of attendees at training sessions/workshops. Accomplished Tribal Action Plans.

2.3 Public Safety and Justice GPRA Program Activity:

GPRA Program Activity
Public Safety and Justice Mission Goal: To provide quality investigative and police services and technical expertise to Tribes.

Budget Table:

PUBLIC SAFETY AND JUSTICE	FY 1999 Enacted*	FY 2000 Enacted*	FY 2001 Request*
Long-term Goal 1	101,302	141,165	160,104
Other-Public Safety and Justice (Tribal Design) - TPA	2,744	0	0
Indian Police Academy - SPP	2,267	2,298	2,441
Substance Abuse - SPP	1,015	1,038	1,045
Law Enforcement Initiative - SPP	95,276	137,829	156,618

*All dollar amounts are in thousands.

A reported crime in Indian Country is twice as likely to be a violent crime as a crime reported elsewhere in the United States. In contrast, there are fewer than half as many law enforcement officers per capita in Indian Country. Pursuant to the President's directive of August 25, 1997, the Secretary of the Interior and the United States Attorney General worked with Tribal leaders to analyze the law enforcement problems and to provide options to improve public safety in Indian Country.

The resulting *Presidential Initiative on Law Enforcement in Indian Country* consolidates the existing three major law enforcement areas (uniformed police, criminal investigation and detention services) under the line and budgetary authority of the Bureau's Office of Law Enforcement Services (OLES) and provides for a considerable increase in the number of on-reservation officers.

Long Term Goal 1: By 2005, the Bureau will improve law enforcement services on Indian lands and preserve public safety for the citizens of Indian Country by providing a 7 percent reduction in the 1998 Indian Country crime rate for Class I and Class II offenses .

FY 2001 Performance Goal:
02.03.01.01.01: The Bureau will reduce Indian Country crime rate from 2,323 crimes per 10,000 inhabitants to 2,300 crimes per 10,000 inhabitants.

Performance Measure: Number of Class I and Class II crimes per 10,000 inhabitants in Indian Country.

FY 98 Actual	FY 99 Plan	FY 99 Actual	FY 00 Plan	FY 01 Proposed	Proposed Change
2,371	2,347	2,347	2,323	2,300	-1%

Workload and Other Performance Statistics

Performance Indicators:
1. Cumulative number of Bureau and Tribal law enforcement officers hired.
2. Percentage of cases cleared
3. Cumulative number of Bureau and Tribal graduate/certified Indian Country law enforcement personnel trained at the Indian Police Academy.

	FY 98 Actual	FY 99 Plan	FY 99 Actual	FY 00 Plan	FY 01 Proposed	Proposed Change
1	375	487	403	578	2,148	+1,570
2	46	56	54	66	76	+10
3	3,956	5,175	5,982	6,675	8,893	+2,218

Goal Description:

The Bureau intends to reduce the crime rate in Indian Country through the hiring of well trained law enforcement personnel and strengthened efforts to increase clearance rates for crimes. Funding will be used for both Tribal contracts and compacts and expanded Bureau law enforcement operations. OLES, through its Indian Police Academy, will provide the training necessary to improve the quality of law enforcement services provided to Indian Country. Training courses are provided at no cost to Tribal and Bureau law enforcement personnel. OLES will increase and promote crime prevention programs such as the Community Policing Program and provide for vehicle and equipment replacement.

In FY 2001, the Bureau will continue to hire, train and properly outfit officers to provide for safer communities and to lower the crime rate.

FY 1999 Performance:

Goal: 02.03.01.01.99 - The Bureau will reduce the Indian Country crime rate to 33 percent by focusing on core law enforcement issues.

Report: *Final Data is not in.* Program and data reviews have shown that the Bureau needed to refine the methods of collecting and processing crime rate data. The Bureau has developed a new method of computing the crime rate based on formulas used by the Department of Justice. Final crime rate data using this new methodology will not be available until late-February, 2000. Based on this new methodology and the Annual Plan requirements, the Bureau is establishing new reporting requirements for law enforcement agencies that would allow for data to be collected on a monthly basis.

The OLES made great strides in improving services and preserving public safety in Indian Country during FY 1999.

Crime Prevention Efforts:

Community Policing: Each of the five Districts implemented a variety of Community Policing programs including the following:

- School Liaison Program
- Bike Patrol Programs
- Drug Awareness Resistance Education (D.A.R.E.)
- Gang Resistance Education and Training (G.R.E.A.T.)

Radio Broadcast: One District has a local radio broadcast discussing public safety issues and law enforcement goals with the community.

Training and Education Efforts:

Law Enforcement Television Network (LETN)
The Indian Police Academy trained 2, 672 individuals in FY 1999.

Vehicle Replacement:

There were 212 police vehicles with 100,000 or more miles replaced. Every location was provided with at least one replacement vehicle.

Hiring of New Personnel:

Under the *Presidential Initiative on Law Enforcement in Indian Country*, the OLES has placed an emphasis on hiring women to fill vacant positions. At the present time, the OLES has approximately 400 employees, but has the authority to hire 650. Of its 400 employees, approximately 32 percent are women. In addition, many of the encumbered positions were upgraded and re-described as career ladder positions, (e.g., police officers are now GS-4/5/6/7, whereas previously they were only one grade).

Data Collection Methodology, Sources and Limitations	Data is collected from the field offices on a monthly basis. Each District will provide a drug report and monthly report on crime and arrest rates.
Validation	Federal Bureau of Investigation Uniform Crime Report (UCR).

2.4 Community Development GPRA Program Activity:

GPRA Program Activity
Community Development Mission Goal: To provide Tribes with the resources necessary to develop a self-sustaining economic base which in turn will work to empower Tribes.

Budget Table:

COMMUNITY DEVELOPMENT	FY 1999 Enacted*	FY 2000 Enacted*	FY 2001 Request*
Long-Term Goal 1	24,107	23,950	26,859
Job Placement and Training - TPA	9,950	9,652	8,794
Economic Development - TPA	3,604	3,609	3,391
St. Augustine Center - NR	100	0	0
Technical Assistance - NR			2,000
Community Development - CO	837	849	868
Indian Gaming - GA - CO	709	725	884
Adult Vocational Training - RO	33	35	0
Economic Development - RO	772	794	823
United Tribes Technical College - SPP	2,310	2,370	2,430
United Sioux Tribe Development Corp. - SPP	108	[107]	0
National Ironworkers Training Program - SPP	524	522	0
Crownpoint Institute of Technology - SPP	0	249	1,500
Indian Guaranteed Loan Program	5,001	4,985	6,008
Forest Marketing Assistance - RO	159	160	161
Long-Term Goal 2	974	1,001	1,123
Indian Arts & Crafts Board - SPP	974	1,001	1,123
Long-Term Goal 3	25,686	26,437	31,778
Road Maintenance - TPA	25,686	26,437	31,778

*All dollar amounts are in thousands.

The goals address major obstacles to economic stability in Indian communities such as unemployment, misrepresentation of Indian art and craft work, and unmaintained roads. These issues are all barriers to developing self-sustaining economic bases and the Bureau is strongly

committed to their reform. The Indian Arts and Crafts Board (IACB) informs and educates Indian artists and crafts people, businesses, Indian museums and cultural centers, Tribes, and consumers about the provisions of *P.L. 101-644*. The Bureau focuses on promoting successful programs that increase capital in Indian communities, such as *P.L. 102-477*, the Indian Employment, Training and Related Services Act, *P.L. 93-262*, the Indian Financing Act of 1974, and the forest product administration program.

Long-term Goal 1: By 2005, the Bureau will improve human capital in Indian communities. The Bureau will increase the success rate of participants in reaching their educational, training and employment objectives to 90 percent. The Bureau will leverage private sector funding for 25 additional businesses and create/sustain 1,000 additional jobs in Indian communities. The Bureau will provide for the administration of forest product sales and permits.

FY 2001 Performance Goal:
02.04.01.01.01: The Bureau will increase the success rate of participants in reaching their educational, training and employment objectives to 87 percent.

Performance Measure: Percentage of success rate of employment and training participants in reaching their objectives.

FY 98 Actual	FY 99 Plan	FY 99 Actual	FY 00 Plan	FY 01 Proposed	Proposed Change
60	70	70	80	87	+7

Goal Description:
Successful employment is measured by the number of participants who have entered unsubsidized employment in any job placement, including self-employment, and can track this job placement for a duration of 90 days or more. Participants who have completed their education or training objectives are also considered successful.

The Bureau presently assists Tribes through implementation of the *P.L. 102-477* program which allows Tribes to integrate all of their Federal employment, training, education, child care and related programs into one single program to address the problem of unemployment on Indian reservations. Tribes voluntarily combine their existing resources from as many as 12 different programs from the Bureau and the Departments of Labor and Health and Human Services into one coordinated effort. The program has reduced Tribal reporting by 96 percent; thus, instead of maintaining 12 separate sets of financial and client records, the Tribal participants report and maintain only one set of each to satisfy all Federal reporting requirements. Reduced administrative burdens result in increased time and resources devoted directly to clients which improves completion of training objectives and job placements.

FY 1999 Performance:

Goal: 02.04.01.01.99 - The Bureau will increase the success rate of participants in reaching their educational, training and employment objectives to 70 percent.

Report: *Achieved* - In FY 1999, 70 percent of education/training and employment participants were successful in completing their training objectives or in obtaining employment.

Data Collection Methodology, Sources and Limitations	Grantees submit *P.L. 102-477* Annual Statistical Reports. Consolidation of Regional/Agency/Headquarters data in a Bureauwide report.
Validation	Automated spreadsheet of consolidated data.

FY 2001 Performance Goal:

02.04.01.02.01: The Bureau will provide subsidy leverage to allow for private sector funding of 59 businesses that will create or sustain 1,200 jobs.

Performance Measure: 1. Number of businesses funded.
2. Number of jobs created/sustained.

	FY 98 Actual	FY 99 Plan	FY 99 Actual	FY 00 Plan	FY 01 Proposed	Proposed Change
1	31	45	45	54	59	+5
2	415	415	957	1,000	1,200	+200

Goal Description:

The goal of the Loan Guaranty program is to provide subsidy leverage for private sector funding of businesses that will create or sustain employment on or near Federally recognized Indian reservations. The lack of presence of financial institutions on or near reservations, a reluctance by lenders to make loans on trust or reservation assets, the lack of adequate collateral to secure loans, and insufficient capital and equity resources have hindered Tribes and individuals on reservations from accessing private capital for establishing Indian-owned businesses. One negative impact is that the unemployment rate on Indian reservations has remained at a high level.

The primary focus for attainment of this goal is implementation of *P.L. 93-262*, the Indian Financing Act of 1974, which was enacted to stimulate and increase Indian entrepreneurship and employment through the establishment, acquisition, or expansion of Indian-owned economic enterprises. The Act provides financial assistance to Tribes and Tribal members for profit oriented enterprises through direct loans, guaranteed loans, non-reimbursable grants, and technical assistance funds. The Bureau presently assists Tribes by providing loan guarantees, approval of trust mortgages on loans by private lenders, and technical assistance grants. Increased access to capital will be promoted by: increased maximum loan amount to Tribes; increased delegations of authority to the Field level for approval of loans and mortgages; installation of a website on Bureau economic development

programs; increased marketing of the Loan Guaranty program; coordination with other Federal agencies in developing economic development strategies; amending regulations for the Loan Guaranty program; and developing new guidelines and policy for the review and approval of trust property mortgages. Increased access to the Loan Guaranty program will lead to an increased number of businesses funded, which will, in turn, increase the employment of Indians residing on the reservations.

FY 1999 Performance:

Goal: 02.04.01.02.99 - The Bureau will improve the success rate of businesses provided loan guarantees to 91 percent.

Report: *Exceeded* - In FY 1999, the goal of increasing the success rate of businesses exceeded its target level. Fewer loans provided by the Guaranteed Loan program are in default which shows that Indian businesses are progressing.

The FY 1999 goal has been modified to focus on the number of businesses subsidized and jobs created which the Bureau has determined are much more meaningful measures of economic development. (02.04.01.02.00: The Bureau will provide subsidy leverage to allow for private sector funding of 54 businesses that will create or sustain 1,000 jobs.)

Data Collection Methodology, Sources and Limitations	Approved Guaranteed Loan reports are submitted from Regional Offices to the Central Office Loan Accounting Section. Jobs data is collected by the Regions through Loan Guaranty requests. Headquarters collects data from the Regions and consolidates the numbers.
Validation	Annual Report of total loan guarantees. Loan Guarantee Data Spreadsheet Loan Management Accounting System is being modified to include data.

FY 2001 Performance Goal:

03.07.01.01.01: The Bureau will provide for the administration of forest product sales and permits involving 650 million board feet.

Performance Measure: Timber harvested in million board feet

FY 98 Actual	FY 99 Plan	FY 99 Actual	FY 00 Plan	FY 01 Proposed	Proposed Change
650	650	650	650	650	0

Goal Description: The main emphasis of this goal is to market forestry products to promote economic development opportunities and employment opportunities for Indian people on and off reservations. The Indian forest product sales program includes the preparation of sales and environmental compliance documentation. The Bureau also provides for the administration of forest contracts or paid permits that set the level of timber harvest and the development of forest

management plans that provide the guidelines followed in the development of the timber sale, appraisal, and contract administration. Forest development and planning provides a great benefit to both Indian and adjacent non-Indian communities through the generation of revenues and the creation of jobs.

FY 1999 Performance:

Goal: 03.07.01.01.99 - The Bureau will provide for the administration of forest product sales and permits involving 650 million board feet.

Report: *Expected to Achieve* - Final Forestry data has not been fully calculated, but estimates show that the Bureau has achieved the targeted level of 650 million board feet.

Data Collection Methodology, Sources and Limitations	Tribe/Agency data is submitted by Regional Offices.
Validation	Annual forestry report.

Long-term Goal 2: By 2005, the IACB will promote the economic development of Indians through their art and craft work. The IACB will initiate 60 trademark registrations for Indian arts and crafts marketing purposes; promote 75 Indian art exhibitions; promote public awareness of authentic Indian art by increasing public access to museum property by 5 percent; and increase public awareness and understanding of the Indian Arts and Crafts Act of 1990.

FY 2001 Performance Goal:
02.04.02.01.01: The IACB will initiate the registration of 15 trademarks for individual Indians or Tribes.

Performance Measure: Cumulative number of Trademark registrations initiated.

FY 98 Actual	FY 99 Plan	FY 99 Actual	FY 00 Plan	FY 01 Proposed	Proposed Change
–	–	--	Program Establishment	15	+15

Workload and Other Performance Statistics

Performance Indicator: Increase in public awareness and understanding of *P.L. 101-644.*

FY 98 Actual	FY 99 Plan	FY 99 Actual	FY 00 Plan	FY 01 Proposed	Proposed Change
--	--	--	Baseline Established	2% Increase	+2

Goal Description:
The Indian Arts and Crafts Board (IACB) provides trademark services to preserve the integrity and promote the marketability of authentic Indian art and craft products, and ensures that Indians receive a greater share of the profits from the sale of their work in the art and crafts industry. To promote the trademark program, the IACB distributes press releases to Tribal governments, organizations and media; participates in Tribal and marketing workshops, regional seminars, and conferences; and conducts on-site meetings with Tribes and their members. The IACB also promotes the awareness of *P.L. 101-644,* the Indian Arts and Crafts Act of 1990, to protect the livelihood of Indian artists and crafts people.

FY 1999 Performance:
Goal: Workload Indicator 3 - Trademark registration pilot program established.

Report: *Not Achieved* - The IACB attorney position was not filled in FY 1999 due to administrative delays in the hiring process. Therefore, the establishment of the trademark program was postponed. In FY 2000, this indicator has been refocused as a goal and the IACB will fill the attorney position and establish the trademark program.

Data Collection Methodology, Sources and Limitations	The IACB maintains data at its Headquarters based upon trademark requests received and Patent and Trademark applications processed and sent to the Patent and Trademark Office (PTO).
Validation	Publication of pending trademarks in the "Official Gazette of the United States Patent and Trademark Office".

FY 2001 Performance Goal:
02.04.02.02.01: The IACB will promote 15 Indian artist exhibitions.

Performance Measure: Cumulative number of Indian artist exhibitions promoted.

FY 98 Actual	FY 99 Plan	FY 99 Actual	FY 00 Plan	FY 01 Proposed	Proposed Change
14	29	29	44	59	+15

Goal Description:
The IACB increases public awareness and marketability of authentic Indian arts and crafts through educational and promotional publications, web sites, and promotional sales exhibition materials and programs. The IACB museums host promotional sales exhibitions for emerging Indian artists and crafts people. For each promotional sales exhibition, the IACB museums design and print a color brochure featuring photographs of the artist's work, biographical information on the artist, and sales information. The IACB museums advertise the sales exhibitions to the public through mass mailings of the brochures and press releases to local media. In addition, the IACB museums host an opening with the artist for each exhibition. The IACB also features the promotional sales

exhibitions on its IACB web site, which provides the artists with additional exposure on national and international levels.

FY 1999 Performance:
Goal: Workload Indicator 1 - Number of emerging artist sales exhibitions.

Report: *Achieved* - The Indian Arts and Crafts Board achieved its workload indicator of holding 15 individual and group promotional sales exhibitions for Indian artists at its 3 museums. In FY 2000, this measure is a goal rather than workload indicator. It was determined that this was a more helpful measure of promoting Indian artists.

Data Collection Methodology, Sources and Limitations	Headquarters maintains exhibition data information.
Validation	Exhibition monographs are published for each emerging artist sales exhibition. Database of exhibition information.

FY 2001 Performance Goal:
02.04.02.03.01: The IACB will increase public access to museum property by 1 percent.

Performance Measure: Number of visitors that view IACB art collections

FY 98 Actual	FY 99 Plan	FY 99 Actual	FY 00 Plan	FY 01 Proposed	Proposed Change
80,000	81,600	99,430	100,424	101,418	+994

Goal Description:
The demand and sales of authentic Indian arts and crafts are increased through the public's access to the three IACB museum arts and crafts collections, community and media outreach programs, and the IACB web site. Public access to museum property is measured by the number of visitors that view arts and crafts collections at the IACB museums and on the IACB website, as well as the number of visitors that view IACB collection objects on loan to other institutions.

FY 1999 Performance:
Goal: 02.04.02.01.99 - The IACB, will increase public access to museum property by two percent.

Report: *Exceeded* - The IACB exceeded its goal for FY 1999 by benefitting from an extraordinarily active year in loaning artwork to other institutions. However, program reviews determined that fluctuating tourism rates and the variance of museum pieces scheduled to be on loan required this goal's targets to be adjusted to reasonably attainable levels.

Data Collection Methodology, Sources and Limitations	Data is submitted to Headquarters monthly by the museums. The museums use cash register totals, sign-in books and counters to determine the level of visitors.
Validation	Monthly Attendance Reports Database of Museum Admissions Web page Counters

Long-term Goal 3: By 2005, the Bureau will improve Highway Trust Fund (HTF) constructed and other Bureau system roads and bridges through inspection and maintenance activities to protect the public investment and to provide safe transportation systems that are vital to Tribal economic development.

FY 2001 Performance Goal:
02.04.03.01.01: The Bureau will maintain 100 percent (1,800 miles) of Highway Trust Fund (HTF) constructed roads.

Performance Measure: Cumulative number of miles of HTF new paved roads maintained.

FY 98 Actual	FY 99 Plan	FY 99 Actual	FY 00 Plan	FY 01 Proposed	Proposed Change
1,200	1,400	1331	1,400	1,800	+400

Goal Description:
The Transportation Equity Act of the 21st Century (TEA-21) requires that Bureau roads and bridges constructed utilizing funds from the Department of Transportation's Highway Trust Fund (HTF) be adequately maintained to protect the public investment. The Bureau utilizes the HTF to fund construction and improvements of unsafe roads. Bureau funds are utilized for maintenance activities which include: smoothing roadway surfaces, cleaning ditches, removing snow and ice, filling potholes and repairing pavements.

The FY 2001 funding request will allow the Bureau to maintain 100 percent -- 1,800 miles -- of HTF constructed system paved roads as a top priority through the Bureau's Road Maintenance program.

FY 1999 Performance:
Goal: 02.04.03.01.99 - The Bureau will prioritize the maintenance of the 1,400 miles of paved roads constructed with HTF.

Report: *Not Achieved* - Emergency maintenance activities took precedence over preventive maintenance on new paved roads causing the Bureau to fall short of attaining its goal for FY 1999. While emergency maintenance will continue to be an external factor beyond the Bureau's control, the Bureau will strive to accomplish 100 percent of its projected goal each year.

Data Collection Methodology, Sources and Limitations	Headquarters collects data from the Regional Offices through Road Inventory updates.
Validation	Work Accomplishment and Pavement Rating Reports.

FY 2001 Performance Goal:
02.04.03.02.01: The Bureau will maintain 12,000 miles of Bureau system roads (all surface types) to a safe standard.

Performance Measure: Number of miles of all other Bureau system roads maintained.

FY 98 Actual	FY 99 Plan	FY 99 Actual	FY 00 Plan	FY 01 Proposed	Proposed Change
--	--	5,682	10,000	12,000	+2,000

Goal Description:

The Bureau is responsible for the maintenance of 24,000 miles of Bureau system roads to a condition that provides safe and adequate transportation to and within Indian reservations, Indian lands, and Indian communities for the development of economic bases and the enhancement of self determination. Of these roads, 6,200 are paved miles and 17,800 are unpaved miles. The 24,000 miles fall within the 49,000 miles of roads covered by the Indian Reservation Roads program jointly administered by the Bureau and the Department of Transportation's Federal Highway Administration (FHWA).

The FY 2001 funding request will allow the Bureau's Road Maintenance program to maintain and additional 2,000 miles of the Bureau system of roads to a safe condition. Funding will also provide for the replacement of unsafe heavy equipment that will improve road grading operations and upgraded snow removal equipment for safer winter travel.

FY 1999 Performance:

Goal: 02.04.03.02.00 - The Bureau will maintain 10,000 miles of Bureau system roads (all surface types) to a safe standard.

Report: This is a new goal in FY 2000. Informational baseline data is provided for FY 1999 within the goal table.

Data Collection Methodology, Sources and Limitations	Headquarters collects data from Regional Offices through Road Inventory updates.
Validation	Work Accomplishment and Pavement Rating Reports.

FY 2001 Performance Goal: **02.04.03.03.01:** The Bureau will maintain 770 Bureau system bridges to address urgent safety deficiencies, preventive maintenance, and routine maintenance per inspection reports.					
Performance Measure: Cumulative number of bridges maintained.					
FY 98 Actual	FY 99 Plan	FY 99 Actual	FY 00 Plan	FY 01 Proposed	Proposed Change
--	179	490	490	770	+280

Goal Description:

The Bureau and FHWA provide the technical knowledge required to inspect half of all system bridges each year. Funds are utilized to address bridge safety deficiencies and conduct routine and preventive maintenance activities on the bridges.

With the additional funding requested in FY 2001, the Bureau has targeted the maintenance of 100 percent of the 770 Bureau-owned bridges.

FY 1999 Performance:

Goal: 02.04.03.02.99 - The Bureau will inspect 245 of 750 Bureau system bridges to identify, prioritize, and address safety deficiencies.

Report: *Achieved* - The annual performance measure of 245 bridges inspected was achieved. However, not all of those bridges inspected received maintenance due to emergency road maintenance taking precedence over some routine bridge maintenance activities. This goal has been refocused in FY 2000 to concentrate on maintenance and corrective actions provided instead of the number of inspections performed.

Data Collection Methodology, Sources and Limitations	Headquarters collects contract data and bridge accomplishments from Regional Offices.
Validation	Inspection contracts and Bridge Accomplishment Reports.

FY 1999 Discontinued Goals:

Goal: 02.04.02.02.99 - The IACB will increase the number of Indian artists promoted by five percent.

Report: *Not Achieved* - The IACB provided for only 185 *Source Directory* entries. Due to a significant Congressional earmarking of funds within available resources for education and enforcement activities, the IACB had to divert resources from *Source Directory* revisions.

Through evaluation and program review, *Source Directory* entries were determined to be an unhelpful method of measuring performance for the promotion of Indian artists. This goal has been replaced by the number of artist exhibitions the IACB sponsors each fiscal year.

2.5 Administrative and Support Services GPRA Program Activity:

GPRA Program Activity
Administration and Support Services Mission Goal: Reduce long-term costs and improve timeliness of services through the use of modern, automated techniques and processes for management and to ensure the efficient and effective use of resources for new construction, renovation, and maintenance of Bureau-funded facilities.

Budget Table:

ADMINISTRATION	FY 1999 Enacted*	FY 2000 Enacted*	FY 2001 Requested*
Long-Term Goal 1	108,571	116,688	123,131
Executive Direction - TPA	9,637	10,008	10,139
Administrative Services - TPA	12,139	12,765	13,013
Standard Assessment Methodology Work Group - TPA	250	0	0
Employee Displacement - TPA	120	0	0
Executive Direction & EEO - CO	3,371	3,367	3,250
Administrative Services - CO	12,761	12,932	14,193
Personnel Services - CO	1,168	1,162	1,162
Audit and Evaluation - CO	1,304	1,329	1,347
ADP Central Program Management - CO	9,655	9,773	9,377
ADP System Support - CO	496	496	499
Executive Direction & EEO - RO	2,164	2,267	2,391
Administrative Services - RO	10,765	11,082	11,334
Personnel Services - RO	3,707	3,720	3,742
ADP Decentralized Sys. Support - RO	2,716	2,752	2,799
Intra-Governmental Payments - SPP	13,903	15,254	16,187
Workers Compensation - SPP	8,619	8,579	8,496
Unemployment Compensation - SPP	9,320	9,163	9,163
Employee Displacement Costs - SPP	5,314	5,247	5,247
Policy Analysis and Planning - CO	0	5,249	9,249
CSRS Contribution Change - SPP	1,162	1,543	1,543

*All dollar amounts are in thousands.

ADMINISTRATION	FY 1999 Enacted*	FY 2000 Enacted*	FY 2001 Requested*
Long-Term Goal 2	189,647	243,643	417,331
Safety Management - TPA	388	391	397
Safety Program Management - CO	601	617	630
Safety Management - RO	721	750	768
Facilities Management - RO	3,560	3,627	3,699
GSA Rentals - SPP	16,539	18,260	21,672
Direct Rentals - SPP	1,142	1,137	1,137
Technical Training - SPP	165	164	164
Facilities Operations and Maintenance - SPP	16,032	0	0
Facilities Operations - SPP	0	12,348	12,525
Facilities Maintenance - SPP	0	4,043	4,107
Facilities Operations & Maintenance-Educ - OR	75,222	0	0
Facilities Operations- Educ - OR	0	54,091	55,601
Facilities Maintenance- Educ - OR	0	0	0
Community Fire Protection - PS&J - TPA	1,476	1,384	1,364
Replacement School Construction	17,400	62,859	126,149
Employee Housing Repair	3,000	2,507	3,112
Facilities Improvement and Repair - Educ	40,000	67,833	171,238
Facilities Improvement and Repair - PS & J	1,400	1,400	1,401
Fire Safety Coordination	150	156	159
Fire Protection	4,000	3,981	3,981
Telecommunications Improvement & Repair	896	910	913
Facilities Improvement and Repair - GA	1,250	1,255	1,258
Construction Program Management	5,705	5,930	7,056

*All dollar amounts are in thousands.

The Bureau has noted deficiencies in several areas of administration that have resulted in material weaknesses and qualifications of its Annual Financial Report. These deficiencies are in the areas of contracting, property, debt collection and revenue reporting. All of these deficiencies are documented either as material weaknesses with corrective action plans or as qualifications in the

Annual Financial Report. To meet all milestones within the established timeframes, the Bureau will place the highest priority on implementation of corrective action plans and on elimination of report qualifications by monitoring the work of staff assigned the responsibilities. The success will be measured by reductions in costs and time for product delivery. For example, prompt pay statistics will allow for measurement of improved performance based on lower interest payments from timely payment. In an effort to improve the quality of services that the Bureau provides to customers, customer service surveys and corrective actions will be developed and implemented.

Improving the safety and functionality of facilities for clients involves improving, repairing, renovating, demolishing and replacing educational, public safety and justice, and general administration facilities and employee quarters. These projects are conducted according to the highest priority items in the backlog of deficiencies to provide safe, functional, economical, and energy-efficient facilities.

Long Term Goal 1: By 2005, the Bureau will achieve minimum acceptable standards for successful administrative processes by eliminating the Bureau's existing material weakness in property management, producing unqualified opinions to the financial statements and bringing prompt payment performance up to the Department's acceptable standard of 97 percent by using modern automated techniques and processes for management, while maintaining tight control on costs and utilizing customer service surveys to measure efficiency, timeliness and overall quality of Bureau customer service.

FY 2001 Performance Goal:
02.05.01.01.01: The Bureau will reduce an additional 30 percent of the basis for qualifications to the Annual Financial report.

Performance Measure: Cumulative reduction in the percentage of conditions that generate a qualified audit opinion.

FY 98 Actual	FY 99 Plan	FY 99 Actual	FY 00 Plan	FY 01 Proposed	Proposed Change
100	85	85	70	40	-30

Goal Description:
Bureau accounting and program staff will be required to devote major labor, time costs and efforts to improve the reliability and relevance of Bureau accounts. The Bureau has also implemented the Financial Statement Corrective Action Plan for the purpose of financial reporting to provide decision-makers with useful information. While the Bureau is focusing on obtaining an unqualified financial audit, these financial statements are the only means by which the Bureau can accurately represent its financial activities. The debt collection program requires the Bureau to refer all debts delinquent 180 days to the Department of Treasury, however, the Bureau has no human service resources devoted solely to the accomplishment of this goal. The Bureau has implemented the Electronic Fund Transfer (EFT) method of replenishment of cashier checks and has begun to fully

implement EFT policies and procedures to all Regions, Agencies and Education sites throughout the Bureau. It has also implemented a monthly report to evaluate key administrative areas on a nationwide basis. The report illustrates the level of achievement each office (directorate) in the Bureau is attaining in its administrative responsibilities.

In FY 2001, the Bureau will continue implementing new programs and monitoring efforts to improve all areas of administrative management. Increased funding for the Policy Analysis and Planning Office will eliminate an additional 40 percent of the items producing a qualified audit opinion.

FY 1999 Performance:

Goal: 02.05.01.02.99 - The Bureau will eliminate 30 percent of reasons for qualifications to the financial statement.

Report: *Achieved* - The Bureau has successfully reduced 30 percent of the items that produced a qualified audit opinion. The Bureau is working diligently to correct all deficiencies.

Data Collection Methodology, Sources and Limitations	Review Bureau Financial Statements
Validation	Audit of Financial Statements

FY 2001 Performance Goal:
02.05.01.02.01: The Bureau will bring prompt pay performance up to 97 percent.

Performance Measure: Percentage level of Prompt Pay performance.

FY 98 Actual	FY 99 Plan	FY 99 Actual	FY 00 Plan	FY 01 Proposed	Proposed Change
35	65	90	96	97	+1

Goal Description:

The debt collection program for the Bureau will be comprehensive in scope and will provide for aggressive action on a timely basis with effective follow-up efforts to collect all debts due by the Bureau. Monthly and Quarterly Accounts Receivable Reports will be verified and balanced with the bill actions. The implementation of the Remote Data Entry at the Bureau's 12 Regions and the Washington Liaison Finance Office to decentralize the payment system is comprised of small payments less than $2,500; utilities and telephone payments under $10,000; and OPAC payments for motor and office pools.

The Bureau will continue to improve the levels of prompt pay performance and reach full goal attainment in FY 2001.

FY 1999 Performance:

Goal: 02.05.01.03.99 - The Bureau will improve the prompt pay interest penalty performance by 30 percent over FY 1998 levels.

Report: *Achieved* - The Bureau has far exceeded its goal to correct prompt pay interest penalties. The fourth quarter prompt pay interest penalty rate was 10 percent, a 55 percent improvement over the FY 1998 levels. This effort is due in part to the Remote Data Entry implementation sites within the Bureau's Office of Indian Education Programs and the credit card payment system.

Data Collection Methodology, Sources and Limitations	Monthly Prompt Payment Report
Validation	Annual Prompt Payment Report

FY 2001 Performance Goal:
02.05.01.03.01: The Bureau will distribute a customer service survey to measure customer satisfaction with the Office of Tribal Services and begin corrective actions.

Performance Measure: Tribal Services Customer Service Survey distributed and corrective actions taken.

FY 98 Actual	FY 99 Plan	FY 99 Actual	FY 00 Plan	FY 01 Proposed	Proposed Change
--	--	--	Survey developed	Survey distributed and corrective actions taken	+1 step

Goal Description:

In an effort to provide quality services to Bureau customers, customer service surveys must be conducted. Over the next six years, the Bureau will develop customer services surveys for each of its major program areas, the first of which will be developed for the Office of Tribal Services. The questions will focus on customer satisfaction levels with those services that are currently provided and will solicit suggestions for improvement. The survey will be developed during FY 2000 and sent to the Office of Management and Budget for information collection clearance. During FY 2001, the survey will be distributed, data results compiled, and corrective actions implemented.

FY 1999 Performance:

Goal: 02.05.01.03.00 - The Bureau will develop a customer service survey to measure customer satisfaction with the Office of Tribal Services.

Report: This goal is new for FY 2000.

Data Collection Methodology, Sources and Limitations	Monthly Progress Reports on Survey Development. Collection and compilation of survey results. Success of this effort will rely heavily on the participation of customers in completing and submitting the survey.
Validation	Customer Service Survey approved for information collection. Database of survey results. Report of Corrective Actions.

Long-term Goal 2: By 2005, the Bureau will improve the safety and functionality of Bureau schools and facilities for clients.

FY 2001 Performance Goal:
02.05.02.01.01: The Bureau will replace 6 elementary and secondary schools on the Education Facilities Replacement Construction Priority List.

Performance Measure: 1. Cumulative number of schools on the priority list receiving replacement construction.

	FY 98 Actual	FY 99 Plan	FY 99 Actual	FY 00 Plan	FY 01 Proposed	Proposed Change
1	8	10	10	13	19	+6

Goal Description:
Eighty two percent of the Bureau's building square footage is educational space. Two percent of these buildings are more than 100 years old, 20 percent are more than 50 years old, and 50 percent are more than 30 years old. School replacement priorities are based on a priority list of 13 schools, which is comprised of the last 3 uncompleted schools from the priority list published in 1993 and 10 new schools.

Requested funding for FY 2001 will allow the Bureau to complete construction of 6 schools on the priority list.

FY 1999 Performance:
Goal: 02.05.02.01.99 - The Bureau will replace two of the eight schools awaiting replacement on the Replacement School Construction Priority List.

Report: *Achieved* - In FY 1999, the Bureau met its goal to provide for the construction of 2 additional schools on the FY 1993 Replacement School Construction List.

Data Collection Methodology, Sources and Limitations	Contract, compact, and grant data is collected and maintained by the Office of Facilities Management and Construction (OFMC) using standard reporting formats.
Validation	Construction Completion Reports Facilities Management Information System

FY 2001 Performance Goal:
02.05.02.02.01: The Bureau will award 15 Facilities Improvement and Repair (FI&R) projects to reduce unsafe conditions at Bureau facilities.

Performance Measure: Number of FI&R projects awarded.

FY 98 Actual	FY 99 Plan	FY 99 Actual	FY 00 Plan	FY 01 Proposed	Proposed Change
4	7	7	12	15	+3

Goal Description:

The Bureau will seek to maximize the use of existing facilities and reduce costs of repair, operation, and maintenance by repairing, rehabilitating or replacing these facilities, in lieu of complete new construction. Where economically justified, work will include renovation, improvement, demolition and addition of facilities. The Bureau will reduce unsafe conditions at these facilities by awarding major improvement projects that will address life/safety building code violations, fire safety code violations, leaking natural gas lines, structurally unsound buildings, leaking roofs, deteriorated interiors, unhealthy restrooms and locker rooms, overcrowded classrooms, and removal of hazardous asbestos material.

The increase in funds requested in FY 2001 would allow the Bureau to perform additional major FI&R work. The strategy is to stabilize or reduce the maintenance backlog to provide safe and functional facilities throughout all areas of the Bureau.

FY 1999 Performance:

Goal: 02.05.02.02.99 - The Bureau will award seven major Facilities Improvement and Repair projects to reduce unsafe conditions at seven of the 187 education facility locations.

Report: *Achieved* - In FY 1999, the Bureau met its goal to provide seven improvement and repair projects.

Data Collection Methodology, Sources and Limitations	Contract, compact, and grant data is collected and maintained by the OFMC using standard reporting formats.
Validation	Construction Completion Reports Facilities Management Information System

FY 2001 Performance Goal:
02.05.02.04.01: The Bureau will prepare 13 radio sites for conversion to narrowband technology.

Performance Measure: Cumulative number of radio sites prepared for conversion to narrowband technology.

FY 98 Actual	FY 99 Plan	FY 99 Actual	FY 00 Plan	FY 01 Proposed	Proposed Change
--	12	10	22	34	+12

Goal Description:
Radio systems used by law enforcement agencies throughout Indian Country are insufficient to meet the requirements of 47 CFR Section 300. These substandard radio systems can lead to lack of communication and endangerment of law enforcement officials. The Telecommunications Improvement and Repair program provides technical assistance, guidance, and administration of Bureau telecommunication systems and facilities.

Funding requested for FY 2001 will be used for frequency management, site management, and equipment purchasing to allow the Bureau to prepare for the conversion of 12 of the remaining 63 radio sites to narrowband technology.

FY 1999 Performance:
Goal: 02.05.02.04.99 - The Bureau will prepare 12 of 85 radio sites for conversion to narrowband technology.

Report: *Not Achieved* - In FY 1999, the Bureau fell short of attaining its projected target of preparing 12 radio sites for conversion. The target was not attained due to the baseline budget being absorbed by Y2K priorities in replacement, validation, and renovation to systems. The Bureau did successfully convert 10 of the 12 sites targeted in FY 1999.

Data Collection Methodology, Sources and Limitations	Monitoring of commercial contract for equipment installation.
Validation	DOI Telecommunications Report of Narrowband Systems

FY 2001 Performance Goal: **02.05.02.04.01:** The Bureau will replace 3 of the 25 fire trucks noted on the 1997 Fire Truck list as being unsafe or unserviceable.					
Performance Measure: Cumulative number of fire trucks replaced from the 1997 replacement list.					
FY 98 Actual	FY 99 Plan	FY 99 Actual	FY 00 Plan	FY 01 Proposed	Proposed Change
5	10	10	12	15	+3

Goal Description:

In 1997, the Bureau developed a listing of fire trucks that were 20 or more years old that needed to be replaced to ensure proper fire safety within schools, dormitories and Bureau-operated facilities. The Fire Protection program addresses all fire safety needs for Bureau schools, dormitories, and facilities. The Bureau will review pricing to ensure cost effective spending in order to replace fire trucks that were noted as being 20 or more years old on the 1997 Fire Truck list.

FY 1999 Performance:

Goal: 02.05.02.03.99 - The Bureau will replace 10 of the 20 existing unsafe and unserviceable fire trucks.

Report: *Achieved* - In FY 1999, the Bureau successfully replaced the 10 fire trucks that were targeted under this goal.

Data Collection Methodology, Sources and Limitations	OFMC conducts a survey of the year and condition of trucks and enters new truck data into the Bureau's financial Fixed Assets Subsystem.
Validation	Fixed Assets Subsystem

FY 1999 Discontinued Goals:

Goal: By September, 1999, the Bureau will establish records management procedures and delegations for effectiveness.

Report: *Achieved* - In FY 1999, procedures and delegations were established for records management. However, the Bureau has transferred records management responsibilities to the Office of the Special Trustee (OST) for implementation per Departmental directive. Because OST has specific goals related to records management procedures within its Annual Performance Plan, the Bureau has discontinued records management goals in FY 2000.

2.6 Education GPRA Program Activity:

GPRA Program Activity
Education Mission Goal: To provide quality education opportunities from early childhood through life in accordance with the Tribal needs for cultural and economic well-being in keeping with the wide diversity of Tribes and Alaska Native villages as distinct cultural and governmental entities.

Budget Table:

EDUCATION	FY 1999 Enacted*	FY 2000 Enacted*	FY 2001 Request*
Long-Term Goal 1	414,876	428,577	465,463
Scholarships - TPA	29,509	28,456	30,696
Adult Education - TPA	2,633	2,593	2,460
TCCC'S Supplement to Grants - TPA	1,047	1,076	1,114
Johnson-O'Malley Assistance Grants - TPA	18,080	17,387	17,035
Other-Education (Tribal Design) - TPA	1,406	1,355	1,357
ISEP (Formula Funds) - OR	306,230	316,502	333,298
ISEP (Program Adjustments) - OR	656	663	667
Early Childhood Development - OR	5,503	5,586	20,584
TCCCs: Operating Grants - OR	30,220	34,220	37,111
Technical Assistance - OR	114	114	114
Endowment Grants - OR	977	977	977
Post Secondary Schools - SPP	12,921	13,967	14,267
Special Higher Education Scholarships - SPP	1,337	1,331	1,331
Education Program Management-GA - CO	2,297	2,338	2,392
Education Personnel Services-GA - CO	1,946	2,012	2,060

*All dollar amounts are in thousands.

EDUCATION	FY 1999 Enacted*	FY 2000 Enacted*	FY 2001 Request*
Long-Term Goal 2	88,475	90,063	99,921
Student Transportation - OR	34,758	36,099	38,283
Institutionalized Disabled - OR	3,740	3,747	3,751
Administrative Cost Grants - OR	42,160	42,160	46,300
Area/Agency Technical Support - OR	7,117	7,357	7,387
Intra-Governmental Payments - SPP	0	0	3,500
School Statistics ADP - OR	700	700	700

*All dollar amounts are in thousands.

The long-term goals are directed towards elementary and post-secondary education levels as well as higher education and the Bureau's efforts to improve proficiency, attendance, graduation levels, and technology. The Bureau intends to meet the many challenges in Indian education through improved services and curriculum, community and parental involvement, and by providing access to technology and improved infrastructure. The result will be more Indian graduates with the skills needed to succeed in the future.

Long-Term Goal 1: By the end of School Year 2004-2005, the Bureau will improve the succession of students to each educational level from early childhood development to job placement.

FY 2001 Performance Goal:
02.06.01.01.01: The Bureau will improve the percentage of students proficient in Math and Language Arts by 8 percent.

Performance Measure: 1. Percentage of students proficient in Math.
2. Percentage of students proficient in Language Arts.

	FY 98 Actual	FY 99 Plan	FY 99 Actual	FY 00 Plan	FY 01 Proposed	Proposed Change
1	41	45	43	47	51	+4
2	41	45	41	45	49	+4

Workload and Other Performance Statistics

Performance Indicator: Percentage of BIA-funded schools with Native Language Programs.

	FY 98 Actual	FY 99 Plan	FY 99 Actual	FY 00 Plan	FY 01 Proposed	Proposed Change
1	82	83	90	84	91	+7

Goal Description:

The implementation of the Educate America Act and the Improving America's Schools Act of 1994 have enhanced Bureau reform efforts. Bureau schools are the only "state" in the union where all schools have developed School Reform Plans. The plans include student achievement and behavioral goals, parental involvement goals, and staff development strategies to improve teaching and learning. The Bureau has initiated two National Partnership for Reinventing Government Labs that will improve data gathering, the tracking of student achievement, and the quality of services provided by the Bureau's Education personnel office. Federally-mandated content and performance standards instituted within schools across the country will challenge schools by reforming the current education process.

FY 1999 Performance:

Goal: 02.06.01.01.01 - The Bureau will improve the percentage of students proficient in Math and Language Arts by 8 percent.

Report: The Education goals have been restructured; this is a new goal for FY 2000. Informational baseline data is provided for FY 1998 and 1999 in the goal table.

Data Collection Methodology, Sources and Limitations	Schools submit Consolidated School Reform Report Cards and Indian School Equalization Program (ISEP) reports. Schools under *P.L. 93-638* contracts and *P.L. 100-297* grants are not required to provide performance reports until 90 days after the close of their contracts.
Validation	Annual Report and Automated Individual School Report Cards

FY 2001 Performance Goal:

02.06.01.02.01: The Bureau will improve the attendance rate at Bureau/Tribal schools by 1 percent.

Performance Measure: Annual attendance rate.

FY 98 Actual	FY 99 Plan	FY 99 Actual	FY 00 Plan	FY 01 Proposed	Proposed Change
90	90.5	91	91.5	92.5	+1.5

Workload and Other Performance Statistics

Performance Indicator: Annual enrollment rate.

	FY 98 Actual	FY 99 Plan	FY 99 Actual	FY 00 Plan	FY 01 Proposed	Proposed Change
1	95	95.5	99	99	99	+0

Goal Description:
All schools have developed Consolidated School Reform Plans (CSRP) to guide them in improving indicators such as the attendance rate. Through the programs and plans developed within the school reform plan, there should be an overall improvement in attendance rates. Safer and more proficient schools with interesting curriculum will entice students to attend classes. To determine significant improvements under the CSRP, the schools are required to submit an annual report at the end of the school year.

FY 1999 Performance:
Goal: 02.06.01.02.00 - The Bureau will increase student attendance to 93 percent.

Report: *Not Achieved* - The Bureau did not attain its targeted level of increased attendance rate. However, the results are based on 169 of the 173 schools; four schools did not report their data in time to be included in the analysis for this report. In order to move an attendance rate higher than the current 91 percent, the Bureau's Office of Indian Education Programs (OIEP) will focus training and technical assistance on those schools making the least progress in their goals.

Data Collection Methodology, Sources and Limitations	Schools submit Consolidated School Reform Report Cards and ISEP reports. Tribal schools under *P.L. 93-638* contracts and *P.L. 100-297* grants are not required to provide performance reports until 90 days after the close of their contracts.
Validation	Annual Report and Automated Individual School Report Cards

FY 2001 Performance Goal:
02.06.01.03.01: The Bureau will improve the percentage of teachers proficient in new assessments by 5 percent.

Performance Measure: Percentage of teachers proficient in the use of new assessments.

FY 98 Actual	FY 99 Plan	FY 99 Actual	FY 00 Plan	FY 01 Proposed	Proposed Change
45	50	54	59	64	+5

Goal Description:
All schools assess students to determine their proficiency levels using multiple measures in language arts and mathematics. One of the measurement tools must be a valid and reliable instrument, thus the standardized achievement test continues to be used. In 1988, an Arizona pilot in the Tucson Unified district began using "new assessments" that have been termed "authentic" assessments because they are based on individual student performance. They are used either to confirm or modify the placement according to those standardized achievement test scores.

These authentic assessments require more training for teachers to utilize because they require observation and interpretation of those observations. The training is very intensive and extremely effective, but it takes time and money. The training will improve teacher proficiency in issuing and reviewing these assessments to allow for better placement of students within their learning abilities and ensuring successful progression of students to each grade level.

FY 1999 Performance:

Goal: 02.06.01.03.00 - The Bureau will improve the percentage of teachers proficient in new assessments by 5 percent.

Report: The education goals have been restructured; this is a new goal for FY 2000. Informational baseline data for FY 1998 and 1999 is included in the goal table.

Data Collection Methodology, Sources and Limitations	Schools submit Consolidated School Reform Report Cards and ISEP reports. Tribal schools under *P.L. 638* contracts and *P.L. 100-297* grants are not required to provide performance reports until 90 days after the close of their contracts.
Validation	Annual Report and Automated Individual School Report Cards

FY 2001 Performance Goal:
02.06.01.04.01: The Bureau will provide for 100 percent accreditation at Bureau and Tribal schools.

Performance Measure: Number of schools accredited.

FY 98 Actual	FY 99 Plan	FY 99 Actual	FY 00 Plan	FY 01 Proposed	Proposed Change
94	94.5	98	100	100	+0

Goal Description:

Regional accreditation associations and State Departments of Education revise the standards required for accreditation of local schools. Both Tribally- and Bureau-operated schools will have to meet these new standards if they are to maintain accredited school programs. The three accreditation requirements Bureau schools find most difficult to meet concern library services, specialized instructional staff (e.g., reading specialists), and counseling standards. Many of the programs and schools funded by the Bureau are operated in Indian communities which are regionally isolated and removed from the mainstream of American society. Recruiting qualified educators and teachers to live and work on remote Indian reservations is extremely difficult without pay incentives, housing allowances and/or other benefits that might attract new recruits. It is recognized that the quality of staff affects student achievement. The improvement efforts at the OIEP Personnel Office will result in a streamlined, more efficient hiring office to more effectively

recruit and hire quality teachers and an improved service delivery system to reduce employee dissatisfaction and improve staff retention rates.

FY 1999 Performance:

Goal: 02.06.01.04.00 - The Bureau will increase accredited schools to 94.5 percent.

Report: *Achieved* - The Bureau exceeded their target level for this goal. School accreditation was at 98 percent in FY 1999.

Data Collection Methodology, Sources and Limitations	Schools submit Consolidated School Reform Report Cards and ISEP reports. Tribal schools under *P.L. 638* contract and *P.L. 100-297* grants are not required to provide performance reports until 90 days after the close of their contracts.
Validation	Annual Report and Automated Individual School Report Cards

FY 2001 Performance Goal:

02.06.01.05.01: The Bureau will confer 1,171 degrees at Tribally Controlled Community Colleges and post-secondary schools.

Performance Measure: Number of degrees conferred.

FY 98 Actual	FY 99 Plan	FY 99 Actual	FY 00 Plan	FY 01 Proposed	Proposed Change
1,179	1,214	1,105	1,138	1,171	+33

Workload and Other Performance Statistics

Performance Indicator: 1. Number of full time students at TCCCs and Post Secondary Schools.

	FY 98 Actual	FY 99 Plan	FY 99 Actual	FY 00 Plan	FY 01 Proposed	Proposed Change
1	10,481	10,587	10,798	10,833	10,937	+104

Goal Description:

The Bureau will work toward full implementation of the Tribal College and Universities Executive Order 13021 for all Tribal colleges by coordinating activities designed to increase partnerships among Tribal colleges, elementary and secondary schools, and their respective communities. The Bureau will provide for key requirements in the Tribal Colleges' funding priorities such as maintaining accreditation, fiscal management, instructional capability, library services, student support services, staff and curricula development, and improved facilities maintenance and construction.

FY 1999 Performance:

Goal: 02.06.02.02.00 - The Bureau will increase the number of graduates from TCCCs to 1,532.

Report: *Not Achieved* - The Bureau did not attain this goal in FY 1999. Delayed appropriations resulted in classes not being offered at the beginning of the academic year, thus, students dropped out or transferred to other schools, resulting in a lower graduation rate.

Data Collection Methodology, Sources and Limitations	TCCCs submit annual reporting data. Annual reporting data is due on December 1. This is between academic terms for most Tribal institutions and most college personnel are not on duty to prepare the data collection until the Spring.
Validation	Annual Report of TCCCs

Long Term Goal 2: By the end of SY 2004-2005, the Bureau will provide for an improvement in technology, infrastructure, and safety management measures to maximize learning opportunities and to ensure the general well being of Indians and Alaska Native students.

FY 2001 Performance Goal:

02.06.02.01.01: The Bureau will provide 1,000 replacement computers for classroom use.

Performance Measure: Cumulative number of new/replacement computers provided for classroom use.

FY 98 Actual	FY 99 Plan	FY 99 Actual	FY 00 Plan	FY 01 Proposed	Proposed Change
--	--	1826	2,826	3,826	+1,000

Goal Description:

The Bureau will provide 1,000 new or replacement Y2K compliant computers and software applications to Bureau-funded schools annually for classroom use to achieve a ratio of one computer for every 10 students. Providing these systems will allow Indian students to supplement their education through computer assisted technology and provide them with the same level of educational tools as students in non-Bureau/Tribal schools.

FY 1999 Performance:

Goal: 02.06.02.01.00 - The Bureau will provide 1,000 replacement computers for classroom use.

Report: The education goals have been restructured; this is a new goal for FY 2000. Informational baseline data is provided for 1999 in the goal table.

Data Collection Methodology, Sources and Limitations	Schools and Information Technology (IT) professionals will input data into the Education Network Report.
Validation	Education Network Report

FY 2001 Performance Goal:
02.06.02.02.01: The Bureau will connect an additional 35 schools to Internet access.

Performance Measure: Cumulative number of schools with Internet connections.

FY 98 Actual	FY 99 Plan	FY 99 Actual	FY 00 Plan	FY 01 Proposed	Proposed Change
--	--	98	150	185	+35

Goal Description:

The President challenged America to have all schools on the Internet by the year 2000. The Office of Indian Education Programs accepted the challenge and established a National Performance Review Laboratory under the banner "Access Native America".

In FY 1999, 98 schools were connected to the Internet and the Bureau proposes to connect an additional 52 schools in FY 2000. The Department of Education Technology Challenge funds provide financial support to Bureau schools and ISEP funds from OIEP and OIRM provide basic support for this program.

FY 1999 Performance:

Goal: 02.06.02.02.00 - The Bureau will connect 52 schools to Internet access.

Report: The education goals have been restructured; this is a new goal for FY 2000.

Data Collection Methodology, Sources and Limitations	Schools and IT professionals will input data into the Education Network Report.
Validation	Education Network Report

FY 2001 Performance Goal: **02.06.02.03.01:** The Bureau will improve the percentage of teachers proficient in technology use by 4 percent.					
Performance Measure: Percentage of teachers proficient in technology use.					
FY 98 Actual	FY 99 Plan	FY 99 Actual	FY 00 Plan	FY 01 Proposed	Proposed Change
38	47	45	54	58	+4

Goal Description:

In line with the Educational Excellence for All Children Act of 1999, the Bureau will provide for the improvement of teacher instruction in the field of technology to ensure the highest quality instruction for students. Intensive professional development will be required so that teachers will deliver classroom instruction that helps all students reach high academic performance standards.

FY 1999 Performance:

Goal: 02.06.02.03.01 - The Bureau will improve the percentage of teachers proficient in technology use by 4 percent.

Report: The education goals have been restructured; this is a new goal for FY 2000. Informational baseline data is provided for FY 1998 and 1999 in the goal table.

Data Collection Methodology, Sources and Limitations	Schools submit data for Consolidated School Reform Report Cards.
Validation	Annual Report and automated Individual School Report Cards

FY 2001 Performance Goal: **02.06.02.04.01:** The Bureau will provide for a 10 percent reduction in the incidences of violence among students.					
Performance Measure: Number of incidences of violence among students.					
FY 98 Actual	FY 99 Plan	FY 99 Actual	FY 00 Plan	FY 01 Proposed	Proposed Change
9,963	8,967	12,331	8,070	7,263	-807

Workload and Other Performance Statistics						
Performance Indicator: 1. Percentage of parental involvement 2. Reduced number of incidences of substance abuse among students						
	FY 98 Actual	FY 99 Plan	FY 99 Actual	FY 00 Plan	FY 01 Proposed	Proposed Change
1	45	55	83	65	78	+13
2	6,111	5,500	6,108	4,950	4,455	-495

Goal Description:
The Bureau is working toward the National Education Goal Seven which challenges schools to provide safe, disciplined, and alcohol- and drug-free environments. In order for its schools to help all Indian children reach high academic standards, the Bureau is focusing on addressing the need for creative, effective, and coordinated approaches to prevent youth involvement with alcohol, tobacco, and other drugs, as well as to reduce the incidence of violence within its schools and communities. As part of the Consolidated School Reform Plan, the schools are addressing the goal of: (1) reducing the number of incidents related to alcohol or substance abuse; and (2) reducing the number of incidents related to violence. The Bureau encourages the schools to use drug and substance abuse prevention curricula that are culturally relevant, build self-esteem, reduce negative peer pressure, and develop positive decision making skills.

FY 1999 Performance:
Goal: 02.06.02.04.01 - The Bureau will provide for a 10 percent reduction in the incidences of violence among students.

Report: The education goals have been restructured; this is a new goal for FY 2000. Informational baseline data is provided for FY 1998 and 1999 in the goal table.

Data Collection Methodology, Sources and Limitations	Schools submit data for Consolidated School Reform Report Cards.
Validation	Annual Report and automated Individual School Report Cards

FY 2001 Performance Goal:
02.06.02.05.01: The Bureau will provide student transportation mileage funding comparable to the national average through an increase of $.04 per mile.

Performance Measure: Amount of student transportation mileage funding.

FY 98 Actual	FY 99 Plan	FY 99 Actual	FY 00 Plan	FY 01 Proposed	Proposed Change
1.90 per mile	2.00	2.10	2.26	2.30	+.04

Goal Description:
The Bureau will use requested funds for bus fuel to transport students to and from school, the replacement and upgrade of worn out vehicles in accordance with National and State transportation standards, and bus driver training, certification and salaries. Because poor road conditions increase the cost of transportation, miles driven on unimproved roads are given an additional 20 percent weight under the current distribution formula.

FY 1999 Performance:

Goal: 02.06.01.05.99 - The Bureau will increase student transportation mileage funding to 67.8 percent of the national rate.

Report: *Exceeded* - The Bureau exceeded their target level for this goal. The Bureau received $2.10 for student transportation mileage, 72 percent of the national average of $2.92.

Data Collection Methodology, Sources and Limitations	Data is submitted for the annual transportation mileage count.
Validation	Annual transportation mileage count.

FY 1999 Discontinued Goals:

Goal: 02.06.01.01.99 - The Bureau will decrease the student dropout rate to 11 percent.

Report: Reporting for this goal was based on 169 of the 173 schools. Four schools did not report their data in time to be included in the analysis. Under this analysis, the Bureau did not attain its targeted dropout rate. However, the results also indicate that while the dropout rate did not show an improvement, it also did not show an increase. Based on a full restructuring of Education goals, this goal has been discontinued in FY 2000.

Goal: 02.06.01.03.99 - The Bureau will increase Native Language programs to 84 percent.

Report: Based on the School Year 1998-99 ISEP count, 90 percent of the schools provided a Native Language program for an 8 percent increase. Based on a full restructuring of Education goals, this goal was moved to workload status in FY 2000.

Goal: 02.06.01.06.99 - The Bureau will increase square footage within Bureau funded schools by 2.6 percent.

Report: Based on review of data calculations and actual space availability, the target was unattainable. Due to the fluctuating and unpredictable nature of data for this goal, it has been discontinued for FY 2000.

Goal: 02.06.01.07.99 - The Bureau will increase the number of Tribally-operated schools by 10.

Report: The number of School Year 1998-99 Contract/Grant Schools was 116 and Bureau-operated schools was 69. The target was not met as Tribes exercised their right to Tribal self-determination

and opted not to convert schools to grant status. As it is a Tribes' right to determine whether they will assume Bureau programs, this goal will be discontinued in FY 2000.

Goal: 02.06.02.01.00 - The Bureau will increase the Indian Student Count at TCCCs to 12,141.

Report: Delayed appropriations resulted in classes not being offered at the beginning of the academic year, which further resulted in students dropping out or transferring to other schools. Based on a full restructuring of Education goals, this goal was discontinued in FY 2000.

2.7 Resources Management GPRA Program Activity:

GPRA Program Activity
Resources Management Mission Goal: To assist American Indian and Alaska Natives in protecting and preserving their natural resources on Trust lands and shared off-reservation resources.

Budget Table:

RESOURCES MANAGEMENT	FY 1999 Enacted*	FY 2000 Enacted*	FY 2001 Request*
Long-Term Goal 1	111,334	112,660	113,862
Agriculture - RO	529	539	549
Forestry - RO	994	1,017	1,051
Noxious Weed Eradication - NR	1,964	1,978	1,994
Agriculture - TPA	19,347	19,873	19,989
Forestry - TPA	20,243	20,573	20,994
Forestry - NR	15,606	15,898	16,178
Wetlands/Waterfowl Mgmt.- OR	597	594	594
Water Mgmt., Planning, and Pre-Development - NR	7,806	7,847	7,910
RES.MGMT.CON -Irrigation Project Construction: Navajo Indian Irrig. Project	25,500	25,381	25,381
Irrigation O & M - OR	9,815	9,893	9,991
Irrigation Drainage - NR	298	25	25
Natural Resources, General - CO	3,108	3,371	3,427
Natural Resources, General - RO	362	370	387
Natural Resources, General - TPA	3,845	3,987	4,078
Indian Integrated Resources Info Pgm (IIRIP) - SPP	1,320	1,314	1,314

*All dollar amounts are in thousands.

RESOURCES MANAGEMENT	FY 1999 Enacted*	FY 2000 Enacted*	FY 2001 Request*
Long-Term Goal 2	29,547	35,225	31,723
Gila River Farms	0	589	0
Wildlife and Parks - OR Rights Protection Implementation: Western Washington (Boldt)	4,827	4,940	5,056
Washington State Timber-Fish-Wildlife Project - NR	0	3,048	0
Columbia River Fisheries Mgmt.	2,563	2,645	2,726
Great Lakes Area Resources Mgmt.	4,005	4,060	4,123
Chippewa/Ottawa Treaty Fisheries	1,331	1,325	680
US/Canada Pacific Salmon	3,059	4,121	4,191
Upper Columbia United Tribes	300	309	318
Lake Roosevelt Management	596	614	631
Fish Hatchery Operations and Maintenance - OR	1,671	0	0
Fish Hatchery Operations - OR	0	1,304	1,330
Fish Hatchery Maintenance - OR	0	397	404
Alaska Subsistence - OR	0	0	500
Tribal Management/Development Programs - OR	5,878	6,580	6,640
Lake Roosevelt Council - NR	0	100	0
Unresolved Hunting & Fishing Rights - NR	374	384	395
Wildlife and Parks - RO	354	360	366
Wildlife & Parks - TPA	4,589	4,449	4,363
Long-Term Goal 3	600	600	600
Forestry - NR	200	200	200
Mineral and Mining - NR	200	200	200
Water Mgmt., Planning, and Pre-Development - NR	200	200	200

*All dollar amounts are in thousands.

The long-term goals involve supporting the protection and prudent and integrated management of natural resources located on Indian lands and the meaningful exercise of off-reservation treaty hunting, fishing and gathering rights. Key resource areas receiving support on Indian lands include

reforestation, rangeland management, and fish and wildlife management. Key off-reservation resources providing for the exercise of treaty rights include Pacific salmon and Great Lakes fisheries.

Integrated Resource Management Plans (IRMPs) link the natural environment (scientific data and concepts) and social realities (human, cultural, and traditional values), to create resource policies that support a healthy ecosystem while taking into account a community's cultural, economic, and social goals. A Tribe's IRMP is subject to its control and provides clear direction to Tribal and Bureau managers, as well as other agencies, as to how the Tribe wishes the reservation to be managed.

The majority of these programs are contracted and/or compacted to Tribes who are dependent on continuing appropriations to accomplish related objectives. Statements of Work and expected results and accomplishments are negotiated on a contract-by-contract basis, with oversight and the monitoring of contract performance conducted by Bureau personnel.

Long Term Goal 1: By 2005, the Bureau will restore and enhance natural resources on Tribal Lands.

FY 2001 Performance Goal:
03.07.01.01.01: The Bureau will provide for the reforestation and improvement of 20 percent of the 1.3 million acres of forest lands needing treatment.

Performance Measure: Cumulative number of acres reforested

FY 98 Actual	FY 99 Plan	FY 99 Actual	FY 00 Plan	FY 01 Proposed	Proposed Change
65,000	130,000	195,000	195,000	260,000	+65,000

Goal Description:

The reforestation performance goal eliminates the inventory of acres needing treatment so the Indian forest owners will benefit from the full productive capacity of their forests. The Bureau promotes forestry management and development through tree planting and precommercial thinning of areas identified in the annual inventory of forest development needs. The Bureau also develops forest management plans which set the policy and guidelines for the creation of forest development projects and post project monitoring. Over 80 percent of the Forest Development program is performed by Tribes under *P.L. 93-638* contracts or self-governance compacts.

FY 1999 Performance:

Goal: 03.07.01.02.99 - The Bureau will provide for the reforestation and improvement of four percent of the 1.3 million acres of forest lands needing treatment.

Report: *Expected to Achieve* - Final Forestry data has not been fully calculated, but estimates show that the Bureau has exceeded the targeted level of 55,000 acres.

Data Collection Methodology, Sources and Limitations	Tribe/Agency data is collected and verified by Regional Offices and submitted to Headquarters. Several forestry contracts run on a calendar year basis and data is not available until late February.
Validation	Annual Forestry Report

FY 2001 Performance Goal:
03.07.01.02.01: The Bureau will provide for the restoration of 80,000 acres of trust lands infested with noxious weeds to productive agronomic uses.

Performance Measure: Cumulative number of acres receiving weed eradication

FY 98 Actual	FY 99 Plan	FY 99 Actual	FY 00 Plan	FY 01 Proposed	Proposed Change
80,000	160,000	160,000	240,000	320,000	+80,000

Goal Description:

The key component of the Agriculture and Range program involves restoring Indian lands infested with noxious weeds to productive agronomic uses. Reduced forage caused by noxious weeds results in an economic loss of millions of dollars annually to Indian people. Noxious weeds also contribute to advanced soil loss and erosion. The noxious weed integrated management plan includes the use of chemical, mechanical, cultural and biological control methods. Bureau staff provide technical assistance to Tribal programs at the field level involving Indian farmers and ranchers. The staff serve as coordinators with other Federal and State agencies to provide technical assistance funding to support Tribal agriculture programs.

FY 1999 Performance:

Goal: 03.07.01.03.99 - The Bureau will provide for the restoration of 80,000 acres of trust lands infested with noxious weeds to productive agronomic uses.

Report: *Achieved* - The Bureau successfully met the weed eradication goal target for FY 1999.

Data Collection Methodology, Sources and Limitations	Regional Offices and Agencies develop reports and submit them to Headquarters.
Validation	Report of physical inspection of treated acres.

FY 2001 Performance Goal:
03.07.01.03.01: The Bureau will provide for the enhancement of 6,500 acres of wetlands.

Performance Measure: Cumulative number of wetland acres enhanced

FY 98 Actual	FY 99 Plan	FY 99 Actual	FY 00 Plan	FY 01 Proposed	Proposed Change
6,500	13,000	16,532	19,500	26,000	+6,500

Goal Description:

The Wetland Enhancement program provides support for wetland rehabilitation and waterfowl enhancement projects. Restored and enhanced wetland habitats support the Spring and Fall migrations of ducks and geese, provide expanded opportunities for Tribal members, and offer enhanced opportunities for wild rice gathering. Degradation of wetland areas in the States of Minnesota, Wisconsin, and Michigan have resulted in the loss of key habitat for waterfowl and other species, impacts to waterfowl populations and bio-diversity, and severe reductions in wild rice, a key gathering resource of Chippewa Tribes in the area. The enhancement of these wetland and waterfowl resources require close coordination among State, Federal, Tribal and local governments working through the North American Waterfowl Management Plan; these coordination efforts are implemented by Tribes. The Bureau conducts annual evaluations of project proposals from Tribes to determine fund distributions based on consensus-building procedures and ranking criteria. The Bureau also executes existing contracts in support of Tribal wetland rehabilitation.

FY 1999 Performance:

Goal: 03.07.01.04.99 - The Bureau will provide for the enhancement of 6,500 acres of wetlands.

Report: *Exceeded* - The Bureau exceeded its FY 1999 goal target for wetland enhancement by enhancing 10,332 acres of wetlands.

Data Collection Methodology, Sources and Limitations	Reports from Regional Offices to Headquarters on project progression.
Validation	Obligations of Tribal contracts. Project Contract Reports.

FY 2001 Performance Goal: **03.07.01.04.01:** The Bureau will provide support for an additional 95 Tribal water management projects.					
Performance Measure: Number of Tribal water management projects funded.					
FY 98 Actual	FY 99 Plan	FY 99 Actual	FY 00 Plan	FY 01 Proposed	Proposed Change
79	263	110	200	295	+95

Goal Description:

The Bureau will assist Tribes in developing conservation and management plans to protect and preserve their water resources. The Bureau also supports the Tribal Youth Water Technician Training Program. Through funding, the Bureau will increase the number of Tribal projects conducted annually and will enable the addition of training sessions to meet the growing demand of Tribal governments and the interest of Indian youth. Projects include: geographic, hydrologic quantitative and qualitative analysis of water and related land resources, ground and surface water quality and quantity monitoring, aquifer classification and stream gaging.

FY 1999 Performance:

Goal: 03.07.01.04.00 - The Bureau will provide support for an additional 95 Tribal water management projects.

Report: This is a new goal for FY 2000. Informational baseline data for FY 1998 and 1999 is included in the goal table.

Data Collection Methodology, Sources and Limitations	Reports from Regional Offices are received by Headquarters.
Validation	Obligations for Tribal contracts. Tribal Water Project Reports.

Long Term Goal 2: By 2005, the Bureau will provide support for Tribes to exercise their off-reservation hunting and fishing rights, for Tribes to manage and conserve fish and wildlife resources on Indian lands, and for the operation of Tribal Fish Hatchery O&M programs.

FY 2001 Performance Goal: **03.07.02.01.01:** The Bureau will provide for the exercise of off-reservation treaty rights by 43 Tribes.					
Performance Measure: Number of Tribes assisted with establishing and maintaining treaty rights					
FY 98 Actual	FY 99 Plan	FY 99 Actual	FY 00 Plan	FY 01 Proposed	Proposed Change
41	41	41	41	43	+2

Goal Description:

Tribes have jurisdiction over hunting and fishing activities on trust lands containing natural lakes and impoundments, perennial streams, and millions of acres of wildlife habitat. Through the Off-Reservation Treaty Rights program, Tribes are encouraged to contract or compact for the full range of resources management, harvest management, biological research and rights protection activities comparable to those carried out by State fish and game and Federal land management agencies. The Bureau executes and administers existing contracts with inter-Tribal fish and wildlife commissions and authorities, their member Tribes, and other fish and wildlife resource Tribes and organizations. Contracted services include monitoring and regulating Indian hunting, fishing, and gathering activity, site maintenance, and diverse resource management functions and operations both on and off Indian reservations.

FY 1999 Performance:

Goal: 03.07.02.01.99 - The Bureau will provide for the exercise of treaty rights by 41 Tribal governments.

Report: *Achieved* - In FY 1999, 41 Tribal programs were implemented for full goal attainment.

Data Collection Methodology, Sources and Limitations	Reports compiled by Regional Offices and submitted to Headquarters.
Validation	Assistance Records. Report of treaty Tribes receiving assistance.

FY 2001 Performance Goal: **03.07.02.02.01:** The Bureau will provide assistance in support of 50 Tribal management programs.					
Performance Measure: Number of Tribal management programs receiving assistance					
FY 98 Actual	FY 99 Plan	FY 99 Actual	FY 00 Plan	FY 01 Proposed	Proposed Change
50	50	50	50	50	+0

Goal Description:
Many Tribes have not been successful but are interested in developing co-management roles and responsibilities with the management jurisdiction. Opportunities are made available to Tribes as the result of State or Federal management agencies recognizing Tribes which operate continuing, credible resource management programs. Bureau staff assist in developing Tribal resource management capabilities, promoting inter-Tribal communications, coordination of shared resource issues, and facilitating Tribal participation with other management jurisdictions in addressing resource issues of common concern.

FY 1999 Performance:
Goal: 03.07.02.02.99 - The Bureau will maintain 17 inter-Tribal resource co-management programs.

Report: *Achieved* - In FY 1999, all co-management programs were implemented and the target level met.

Data Collection Methodology, Sources and Limitations	Reports compiled by Regional Offices and submitted to Headquarters.
Validation	Assistance Records. Report of programs receiving assistance.

FY 2001 Performance Goal:
03.07.02.03.01: The Bureau will provide support for 23 maintenance projects for fishing access sites.

Performance Measure: Number of fishing access site maintenance projects funded

FY 98 Actual	FY 99 Plan	FY 99 Actual	FY 00 Plan	FY 01 Proposed	Proposed Change
0	11	17	17	23	+6

Goal Description:
The Bureau is required under a Memorandum of Agreement (MOA) to provide a portion of the law enforcement activities for the enforcement of fishing use regulations imposed on the fishing access sites required by the U.S. Army Corp of Engineers under *P.L. 100-581.* The Bureau provides the basic level of law enforcement and maintenance needed to protect Tribal fishing rights along the Columbia River. Additionally, the Bureau will provide operations and maintenance at the time of site acquisition to reduce vandalism, insure proper enforcement, and to reduce long-term deferred maintenance costs.

FY 1999 Performance:

Goal: 03.07.02.03.99 - The Bureau will maintain 11 off-reservation treaty fishing access sites.

Report: *Exceeded* - In FY 1999, the Bureau exceeded its goal of maintaining fishing access sites by 6.

Data Collection Methodology, Sources and Limitations	Reports compiled by Regional Offices and submitted to Headquarters.
Validation	Fishing Access Site Maintenance Records. Report of Tribes receiving assistance.

FY 2001 Performance Goal:

03.07.02.04.01: The Bureau will provide support for 50 Tribal Fish Hatchery Maintenance projects.

Performance Measure: Number of Fish Hatchery projects funded.

FY 98 Actual	FY 99 Plan	FY 99 Actual	FY 00 Plan	FY 01 Proposed	Proposed Change
54	50	50	50	50	+0

Goal Description:

Unlike States, Tribes have not been eligible to receive other Federal funding for sport fishery enhancement programs and have had to rely on limited appropriations to the Bureau or their own resources to implement artificial propagation programs. Some Indian fish production facilities are managed to assist in the recovery of species listed as threatened and endangered, to restore other important depleted stocks, and to mitigate for fishery resource impairment caused by land and water-related development. Many Tribal hatchery facilities are old and in need of regular repair.

Contracts will be executed with fish-producing Tribes in support of needed maintenance projects. This would result in an increase in salmon and steelhead trout releases from Tribal hatcheries in the Pacific Northwest, creating greater benefits for Indian and non-Indian commercial and sport fisheries in the United States and Canada, and lead to more fish to satisfy Indian subsistence and ceremonial needs. Throughout the rest of the country, recreational opportunities created by the stocking of catchable trout, walleye, and other species would be greatly enhanced and more sport fishermen would be attracted to Indian reservations, thereby assisting in developing reservation economies.

FY 1999 Performance:

Goal: 03.07.02.04.01 - The Bureau will provide support for 50 Tribal Fish Hatchery Maintenance projects.

Report: This is a new goal for FY 2000. Informational baseline data for FY 1998 and 1999 is included in the goal table.

Data Collection Methodology, Sources and Limitations	Reports compiled by Regional Offices and submitted to Headquarters.
Validation	Fish hatchery maintenance records. Fish hatchery maintenance report.

Long Term Goal 3: By 2005, the Bureau will increase the number of IRMPs to 50.

FY 2001 Performance Goal:
03.07.03.01.01: The Bureau will increase the number of Tribes developing IRMPs by establishing an additional 15 planning grants.

Performance Measure: Cumulative number of IRMP planning grants established

FY 98 Actual	FY 99 Plan	FY 99 Actual	FY 00 Plan	FY 01 Proposed	Proposed Change
--	5	12	17	32	+15

Goal Description:
An integrated resource management planning process links the natural environment (scientific data and concepts) and social realities (human, cultural, and traditional values), creating resource policies that support a healthy ecosystem while taking into account a community's cultural, economic, and social goals. A Tribe's IRMP is subject to its control and provides clear direction to Tribal and Bureau managers, as well as other agencies, as to how the Tribe wishes the reservation to be managed.

The primary objective of the performance goal is to address the serious deficit of Tribal strategic natural resource goals and objectives through the development of IRMPs. IRMPs are the accepted planning philosophy of most Federal, State and county land management agencies.

The Bureau and Tribes recognize the need for an integrated resource management approach to optimize benefits and address use conflicts on Indian reservations. The new IRMP grant program assists Tribes in the development of these plans through three primary components. The bulk of the funds are provided to Tribes to assist them in the development of IRMPs. The second program component is the development and distribution of resource and support materials. The third component of program support is training. This effort provides 1 to 2 hour introductory training at national and regional meetings, 1 to 2 day training courses to resource managers initiating an IRMP

development project, and 5-day intensive planning project design workshops which assist individual Tribes in creating a planning process which best suits their local needs. The IRMP program receives funding contributions from Forestry, Minerals Management, and Land and Water at $200,000 each for a total amount of $600,000 and one full-time equivalent.

FY 1999 Performance:

Goal: 03.07.01.05.99 - The Bureau will increase the number of Tribes developing IRMPs by establishing five of 25 planning grants.

Report: *Exceeded* - In FY 1999, the IRMP program surpassed its expected goal target by 7. IRMPs have become a high profile issue within the Trust program and are expected to continue to show great progress in FY 2000.

Data Collection Methodology, Sources and Limitations	Headquarters reviews, approves, and maintains records of grant requests.
Validation	Financial funding documents. Grant funding documents. Records of Grant Requests.

2.8 Trust Services GPRA Program Activity:

GPRA Program Activity
Trust Services Mission Goal: Ensure the Trust responsibility to protect and preserve Trust lands and Trust resources.

Budget Table:

TRUST SERVICES	FY 1999 Actual*	FY 2000 Enacted*	FY 2001 Request*
Long-Term Goal 1	783	798	808
American Indian Trust - CO	783	798	808
Long-Term Goal 2	60,643	54,028	63,047
Trust Services, Genera - TPA	1,145	1,176	2,890
Other Rights Protection - TPA	2,243	2,314	2,123
ANILCA Programs - TPA	726	743	529
ANCSA Historical and Cemetary Sites - TPA	234	238	403
Indian Rights Protection - NR Litigation Support	1,996	1,987	1,987
Water Rights Negotiations/Litigation	11,015	10,976	10,982
Attorneys Fees	2,632	2,520	2,520
Federal Energy Regulatory Commission (FERC) Activities - NR	704	701	701
All Other Indian Rights Protection - RO	285	289	290
Navajo-Hopi Settlement Program - NR	1,229	1,270	1,299
Trust Services - CO	658	671	1,200
White Earth Land Settlement Act (Adm.)	612	622	626
Hoopa-Yurok Settlement	240	245	251
Ute Indian Rights Settlement	25,000	24,883	24,883
Pyramid Lake Water Rights Settlement	2,530	259	142
Rocky Boys	0	0	8,000
Walker River	0	124	124
Aleutian-Pribilof Church Restoration	500	995	0

*All dollar amounts are in thousands.

TRUST SERVICES	FY 1999 Actual*	FY 2000 Enacted*	FY 2001 Request*
Indian Land Consolidation Pilot	5,000	0	0
Water Resources - TPA	3,349	3,474	3,546
Water Resources - RO	545	541	551
Long-Term Goal 3	11,245	14,276	16,360
Environmental Quality Services - TPA	1,141	1,131	1,219
Waste Management - NR	3,771	0	0
Environmental Management- NR	3,000	9,763	9,792
Endangered Species - NR	2,574	2,607	2,643
Trust Services, General - RO	555	565	2,493
Environmental Quality Services - RO	204	210	213
Long-Term Goal 4	45,857	42,155	73,263
Real Estate Services - TPA	18,713	19,554	27,843
Real Estate Appraisals - TPA	3,429	3,449	5,716
Probate - TPA	0	0	3,000
Real Estate Services - NR	4,968	5,055	10,439
Probate - NR	3,573	0	0
Real Estate Services - CO	905	922	929
Land Records Improvement - CO	507	512	513
Real Estate Services - RO	1,849	1,905	6,949
Land Titles & Records Offices - RO	3,152	3,342	11,510
Land Records Improvement - RO	4,665	3,257	2,088
Minerals and Mining - TPA	2,174	2,239	2,351
Minerals and Mining - NR	1,690	1,682	1,683
Minerals and Mining - RO	232	238	242

*All dollar amounts are in thousands.

TRUST SERVICES	FY 1999 Actual*	FY 2000 Enacted*	FY 2001 Request*
Long-Term Goal 5	24,120	25,192	25,264
Engineering and Supervision	1,806	1,947	2,003
Survey and Design	303	309	309
Safety of Dams	20,011	20,945	20,961
Dam Maintenance	2,000	1,991	1,991

*All dollar amounts are in thousands.

The long-term goals promote the protection and preservation of trust resources through Tribal litigation and negotiation of land and water settlements, environmental management, improved real estate transactions, and dam repair construction. The Bureau strategies for each include: continued funding of Interior water rights negotiation teams and Tribal teams in the respective efforts to prepare the legal and technical research to settle Tribal water rights claims and funding of historical and technical studies in support of Tribal land claims; improving environmental management efforts through training and audit; growth of income through improved trust transactions; and fulfilling Dam repairs in accordance with the Department's Technical Priority Ranking list.

Long-term Goal 1: The Bureau will ensure that obligations under the Federal Indian trust responsibility are performed in accordance with the standards required by the laws and policies of the United States.

FY 2001 Performance Goal:
03.08.01.01.01: The Bureau will perform 67 trust evaluations.

Performance Measure: Number of trust evaluations performed.

FY 98 Actual	FY 99 Plan	FY 99 Actual	FY 00 Plan	FY 01 Proposed	Proposed Change
--	--	--	67	67	+0

Goal Description:

The Bureau performs evaluations to monitor Departmental processes affecting the exercise of the trust responsibility for American Indian resources and to review Tribal performance of Trust functions to ensure compliance with laws and policies of the United States.

These reviews include environmental assessments and environmental impact statements to ensure compliance with DM 512, part 2 and review of trust functions assumed under the Self-Governance Act of 1994. Bureau staff also perform the following functions: prepare and monitor trust protection standards and guidelines and review Departmental decisions; conduct Departmentwide

reviews of actions and policies to determine whether such actions and policies negatively impact upon American Indian/Alaska Native trust assets; initiate corrective actions where adverse findings are made; develop guidelines for use by Departmental offices regarding activities and actions with respect to American Indian trust assets; and assist with Departmental negotiations with Tribal governments.

FY 1999 Performance:

Goal: 03.08.01.01.00 - The Bureau will perform 67 trust evaluations.

Report: This is a new goal for FY 2000.

Data Collection Methodology, Sources and Limitations	Headquarters performs reviews and maintains records of evaluations, findings and corrective actions.
Validation	Evaluation Reports Report of Findings

Long-term Goal 2: By 2005, the Bureau will improve the assistance provided to Tribes in establishing and defining water and land claims through negotiation.

FY 2001 Performance Goal:
03.08.02.01.01: The Bureau will assist 70 Tribes by procuring defense services or private counsel in support of water and land claims.

Performance Measure: Number of Tribes assisted to procure litigation support and legal services.

FY 98 Actual	FY 99 Plan	FY 99 Actual	FY 00 Plan	FY 01 Proposed	Proposed Change
57	57	57	70	70	+0

Goal Description:

Many reservations do not have sufficient water for domestic use or economic development because their water rights have not been determined with the United States. Failure to properly address water and land claims gives rise to the potential for breach of trust actions by owner-Tribes. The Attorney Fees program provides financial assistance to eligible Tribes to procure legal counsel to represent them in litigation or negotiation proceedings to establish or defend their rights guaranteed by treaty, statute, court order, Executive Order or other legal authority. The annual performance for litigation, water claims and treaty rights activities is determined on the basis of priority rankings of project proposals and the number of Tribal requests received and approved by the Bureau.

FY 1999 Performance:

Goal: 03.08.01.01.99 - The Bureau will assist approximately 57 Tribes by procuring defense services or private counsel.

Report: *Achieved* - In FY 1999, the Bureau met its projected goal target of assisting 57 Tribes.

Data Collection Methodology, Sources and Limitations	Headquarters reviews, approves, and maintains records of funding requests submitted by Tribes, DOJ, and others.
Validation	Funding documents for litigation/legal support services.

FY 2001 Performance Goal:

03.08.02.02.01: The Bureau will fund 20 Departmental teams involved in land and water quantitative negotiations and implementation of Indian land and water rights claims.

Performance Measure: Number of teams funded to perform negotiation and settlement of land and water rights claims.

FY 98 Actual	FY 99 Plan	FY 99 Actual	FY 00 Plan	FY 01 Proposed	Proposed Change
20	20	27	20	20	+0

Goal Description:

Bureau staff service several Departmental water rights negotiation teams as the primary contact with Tribes and Federal and non-Federal agencies engaged in water resources activities. The Bureau's efforts will be directed toward achieving successful negotiations of Tribal claims to water, land and other treaty rights.

FY 1999 Performance:

Goal: 03.08.01.02.99 - The Bureau will fund approximately 20 Departmental teams involved in land and water quantitative negotiations and implementation of Indian land and water rights claims.

Report: *Exceeded* - The Bureau exceeded the projected amount of teams that were to be funded for FY 1999 by 7. The Bureau will continue to provide the highest level assistance possible to Tribes.

Data Collection Methodology, Sources and Limitations	Headquarters reviews, approves, and maintains records of funding requests submitted by Tribes and Regional Offices.
Validation	Funding documents for negotiation and settlement teams

FY 2001 Performance Goal:
03.08.02.03.01: The Bureau will fund 80 project proposals for technical research and studies.

Performance Measure: Number of project proposals funded

FY 98 Actual	FY 99 Plan	FY 99 Actual	FY 00 Plan	FY 01 Proposed	Proposed Change
71	80	82	80	80	+0

Goal Description:

This annual goal is designed around implementation of the Litigation Support and Water Resources Litigation/Negotiation programs, which are designed to develop Indian water and land settlements, monitor collection data for pending settlements, and provide technical support to Tribal governments in litigation/negotiation activities.

FY 1999 Performance:

Goal: 03.08.01.03.99 - The Bureau will fund 80 project proposals for legal and technical research and studies.

Report: *Exceeded* - The Bureau was able to provide assistance through research and studies to a greater number of Tribes during FY 1999 to exceed the projected goal target.

Data Collection Methodology, Sources and Limitations	Headquarters reviews, approves, and maintains records of funding requests submitted by Tribes and Regional Offices.
Validation	Funding documents for technical projects.

Long Term Goal 3: By 2005, the Bureau will improve conditions for the environment and endangered species in Indian Country by reducing the amount of its total unperformed obligations.

FY 2001 Performance Goal:
03.08.03.01.01: The Bureau will train 500 Bureau and Tribal employees in the areas of environmental management and endangered species preservation.

Performance Measure: Cumulative number of Bureau and Tribal employees trained.

FY 98 Actual	FY 99 Plan	FY 99 Actual	FY 00 Plan	FY 01 Proposed	Proposed Change
--	--	250	750	1,250	+500

Goal Description:

Many environmental, cultural resources, and endangered species compliance problems that the Bureau and Tribes face are the result of inadequate training of staff. The Bureau has several training

efforts underway to more adequately train its own staff and offer training opportunities to Tribal employees. To increase Bureau compliance with environmental, cultural resources, and endangered species requirements, it is necessary to have appropriate guidance for Bureau staff and managers.

The Bureau will provide training for 500 Bureau and/or Tribal employees regarding environmental, cultural resources, and endangered species compliance. Some courses may be held in conjunction with the Environmental Protection Agency, the Department of the Interior, or other governmental agencies.

FY 1999 Performance:

Goal: 03.08.03.01.00 - The Bureau will train 500 Bureau and Tribal employees in the areas of environmental management and endangered species preservation.

Report: The Trust goals surrounding Environmental Management have been restructured; this is a new goal for FY 2000. Informational baseline data is provided for FY 1999 in the goal table.

Data Collection Methodology, Sources and Limitations	Headquarters polls Regional Offices for the number of people that have attended Bureau training.
Validation	Results of poll of Regions

FY 2001 Performance Goal:

03.08.03.02.01: The Bureau will conduct compliance assistance audits and perform corrective actions at 18 Bureau offices.

Performance Measure: Cumulative number of Bureau locations at which compliance assistance audits are performed and corrective actions undertaken.

FY 98 Actual	FY 99 Plan	FY 99 Actual	FY 00 Plan	FY 01 Proposed	Proposed Change
--	--	5	10	28	+18

Goal Description:

The Bureau is instituting an environmental auditing program. The program will audit 100 percent of Bureau facilities and operations every 5 years. The purpose of the audits is to identify possible areas where the Bureau is not in compliance with environmental, cultural resources, and endangered species requirements. The Bureau will correct the problems by providing compliance assistance training to Bureau staff, improving record keeping, and, where budgetary resources allow it, by funding corrective actions.

FY 1999 Performance:

Goal: 03.08.03.02.00 - The Bureau will conduct compliance assistance audits and perform corrective actions at 5 Bureau offices.

Report: The Trust goals pertaining to Environmental Management have been restructured; this goal is new for FY 2000. Informational baseline data is provided for FY 1999 in the goal table.

Data Collection Methodology, Sources and Limitations	Headquarters provides funds, schedules the audits, and maintains audit data. Data on corrective measures is collected from the Field.
Validation	Records of audits and corrective actions.

FY 2001 Performance Goal:
03.08.03.03.01: The Bureau will issue an additional 5 guidance documents on environmental management and endangered species preservation.

Performance Measure: Cumulative number of guidance documents issued.

FY 98 Actual	FY 99 Plan	FY 99 Actual	FY 00 Plan	FY 01 Proposed	Proposed Change
--	--	5	20	25	+5

Goal Description:

The Bureau currently has a few guidance documents available, particularly regarding the National Environmental Policy Act, however, additional guidance is required across all environmental, cultural resources, and endangered species programs. The Bureau has begun an effort to identify the guidance needed and to draft that guidance.

FY 1999 Performance:

Goal: 03.08.03.03.00 - The Bureau will issue an additional 15 guidance documents on environmental management and endangered species preservation.

Report: The Trust goals pertaining to Environmental Management have been restructured; this goal is new for FY 2000. Informational baseline data is provided for FY 1999 in the goal table.

Data Collection Methodology, Sources and Limitations	Headquarters issues the guidance and maintains the data on development.
Validation	Bureau environmental guidance library.

FY 2001 Performance Goal:
03.08.03.04.01: The Bureau will provide technical or financial assistance to 85 Tribes in the areas of environmental management and endangered species preservation.

Performance Measure: Number of Tribes to which the Bureau provides technical or financial assistance

FY 98 Actual	FY 99 Plan	FY 99 Actual	FY 00 Plan	FY 01 Proposed	Proposed Change
--	--	--	75	85	+10

Goal Description:
The Bureau will provide funding to Tribes for projects to inventory and protect endangered species or their habitats, close open dumps, remove underground storage tanks, and perform other environmental compliance projects. The Bureau will provide technical assistance to Tribes regarding the protection of cultural resources and assist Tribes in participating in the National Environmental Policy Act process undertaken by other Federal agencies.

FY 1999 Performance:
Goal: 03.08.03.04.00 - The Bureau will provide technical or financial assistance to 75 Tribes in the areas of environmental management and endangered species preservation.

Report: The Trust goals pertaining to Environmental Management have been restructured; this goal is new for FY 2000.

Data Collection Methodology, Sources and Limitations	Headquarters provides financial assistance and maintains the data on Tribal assistance. Regions are polled to determine actual number of Tribes to which technical assistance was provided.
Validation	Funding Distribution Documents. Results of the poll of Regions.

Long Term Goal 4: By 2005, the Bureau will facilitate the growth of trust income through an increase in the efficient processing of trust transactions for Tribal and individual Indian landowners.

FY 2001 Performance Goal:
03.08.04.01.01: By September 2001, the Bureau will facilitate the growth of trust income by processing an additional 3,000 trust transactions for Tribal and individual Indian landowners.

Performance Measure: Number of annual trust transactions.

FY 98 Actual	FY 99 Plan	FY 99 Actual	FY 00 Plan	FY 01 Proposed	Proposed Change
33,000	35,000	35,000	37,000	40,000	+3,000

Goal Description:
Multiple routine program functions are performed in the Real Estate Services and Environmental Services programs to facilitate trust transactions that result in income production from trust property. The Real Estate Services program ensures that Tribes and individual Indian owners of the trust lands receive the maximum economic return from these lands. Other trust programs facilitate the determination of property rights by financing dispute resolution processes. Ultimately, decrees and conditions enable the beneficial use of trust property leading to income production.

The Bureau will increase income and transactions by decreasing the processing time to complete transactions. Transaction time will be improved by modifying regulations governing processes. Additional staff will be added during FY 2001, but a larger increase in transactions processed will not be realized until the new staff is properly trained.

FY 1999 Performance:
Goal: 03.08.04.01.00 - By September 2001, the Bureau will facilitate the growth of trust income by processing an additional 2,000 trust transactions for Tribal and individual Indian landowners.

Report: The Real Estate goal has been modified to reflect improved trust transactions; this is a new goal for FY 2000. Informational baseline data for FY 1998 and 1999 is provided in the goal table.

Data Collection Methodology, Sources and Limitations	Regional Offices will compile data on the transactions processed from information collected for the Annual Report of Caseloads, Acreages under BIA, and Surface Leasing, a/k/a Annual Caseload Report.
Validation	Trust Assets and Accounting Management System (TAAMS) Land Records Improvement System (LRIS) Federal Financial System (FFS) Individual Indian Monies (IIM) Annual Caseload Report

Long Term Goal 5: By 2005, the Bureau will ensure that Indian dam structures do not create unacceptable risks to public safety, welfare, property, the environment, and cultural structures by completing construction on 26 dams.

FY 2001 Performance Goal:
03.08.05.01.01: The Bureau will complete repair construction on three dams in FY 2001 for a total of 19 dams completing construction.

Performance Measure: Cumulative number of dams completing repair construction

FY 98 Actual	FY 99 Plan	FY 99 Actual	FY 00 Plan	FY 01 Proposed	Proposed Change
13	15	14	16	19	+3

Workload and Other Performance Statistics						
Performance Indicator: 1. Number of dams receiving first time funding for repair construction. 2. Number of dams inspected.						
	FY 98 Actual	FY 99 Plan	FY 99 Actual	FY 00 Plan	FY 01 Proposed	Proposed Change
1	4	2	2	1	10	+9
2	55	25	25	25	25	+0*

*Dams are inspected every three years according to maintenance schedules.

Goal Description:

As of FY 1998, less than 10 percent of Bureau dams had been rehabilitated and repaired; there are currently about 100 Bureau dams requiring rehabilitation and repair to alleviate risks to the population and surrounding environment.

The Bureau's Safety of Dams program encompasses the rehabilitation construction (improvement) and maintenance of 117 dams within the Bureau inventory, approximately 25 percent of the Department's dam inventory of High and Significant Hazard Dams. The Dam Safety program has a backlog of approximately $500 million to complete the rehabilitation and repair activities. The program activities include inspections, technical evaluation of dam conditions, conceptual and final designs and rehabilitation construction.

FY 1999 Performance:

Goal: 03.08.04.01.99 - The Bureau will complete repair construction to two additional dams for a total of 15 dams completing construction.

Report: The Bureau completed construction on one dam, however, dam construction was hindered by issues brought forth by an external agency that halted construction on Weber Dam.

Data Collection Methodology, Sources and Limitations	Regional Offices review and evaluate industry practices to establish required construction and inspection needs. Funding requests are submitted to Headquarters for approval.
Validation	Construction completion reports Funding documents for construction Inspection reports

Discontinued Goals:

Goal: 03.08.02.01.99 - The Bureau will complete environmental audits at approximately 17 percent of its facilities and correct deficiencies as required.

Report: *Achieved* - The Bureau met its goal to audit and correct environmental deficiencies at 17 percent of its facilities. Audit efforts will continue in FY 2000, however, the Bureau has refocused this goal to focus on assistance audits and corrective actions.

Goal: 03.08.03.01.99 - The Bureau will develop and issue 3 of 13 manuals/handbooks which will provide detailed information relative to the procedures used to process real estate transactions.

Report: *Not Achieved* - While the Bureau did not issue 3 real estate manuals in FY 1999, 4 manuals were developed. The newly established Trust Policy and Procedures Sub-Project Office has the 4 manuals under final review to ensure their compliance with the Bureau's overall trust policy. The Real Estate goal has been modified to focus on improved trust transactions, instead of the development of manuals.

Section III - Additional GPRA Information

3.1 Customer Service Standards

Each of the Bureau's Category 2 goals and their measures are set forth to track, monitor and report on the improvement in the standard of services provided to Tribal communities. One of the key focuses of the Bureau's efforts is to improve communications and the exchange of information with Tribes. An essential mechanism in achieving this effort is the establishment of working groups of Bureau and Tribal officials. Tribal Workgroups, such as the *P.L. 102-477* Tribal Workgroup, have been established to facilitate discussions on issues to reach a mutual resolution of benefit. This is just one of many workgroups in place that meet throughout the year to provide customer feedback and levels of satisfaction for programs that support and accomplish the goals and measures set forth in the Bureau's Annual Plan. One of the FY 2000 Administration goals is to develop a customer service survey to determine the level of efficiency within the programs in the Office of Tribal Services. In FY 2001, the Bureau plans to use the information from this survey to determine what areas of improvement should be implemented within this office based on customer needs.

3.2 Crosscut Issues

Inter-Agency Crosscuts

Bureau efforts to achieve the Resources Management and Trust GPRA Activities support Departmental initiatives in which the Bureau is a participant. The Resources Management goals for endangered species and forestry support the *Pacific Northwest Forest Plan.* The *South Florida Ecosystem Restoration* is supported by the Resources Management goal for wetland restoration. The goal to increase the number of Integrated Resource Management Plans, each of which will ideally be designed with Wildfire Management provisions, is in line with the *Initiative for Wildfire Management.* The Trust Services Environmental goal supports the *Natural Resource Damage Assessment and Restoration Program* through its audit and restoration activities. Bureau staff attend workgroup sessions related to these issues and are committed to the objectives of each initiative through the Strategic and Annual Plans, staff assignments, and daily work efforts.

Outside Agency Crosscuts

The Bureau's FY 2001 budget is a component of a government-wide initiative to infuse an additional $1.2 billion into Indian Country to respond to the overwhelming needs of the First Americans. The Administration's Native American Initiative will provide $9.4 billion in FY 2001 to strengthen Indian communities through improved health, education, housing, economic development and other programs to more than 45 Federal entities. The Bureau's Public Safety and Justice program activity is supported in part by its partnership with the Department of Justice (DOJ) to fulfill the efforts of the *Presidential Initiative on Law Enforcement in Indian Country.* The Bureau builds on the DOJ's successful Community Oriented Policing Services (COPS) grant program by rehiring the police officers when the DOJ grants expire. The Bureau also expands on

the DOJ Indian detention center grants by proposing to staff the detention centers if DOJ builds them.

The Tribal Services program activity goal to strengthen Tribal Courts is also supported through the combined working efforts of the Bureau and DOJ. Tribal Services works with DOJ as part of a cooperative effort to provide technical assistance in the form of program reviews for Tribal Courts. Coordinated efforts also provided technical assistance to all the participants in the Circle Project. The Circle Project involves a cooperative effort among all the various programs within DOJ, Bureau law enforcement, and Tribal Courts to provide resources to three Tribes (Northern Cheyenne, Zuni Pueblo and Oglala Sioux) and to address criminal justice issues. It is a comprehensive effort designed to continue for a period of up to three years. This past year was a planning stage and Tribes will be implementing their plans during the next two years. The Bureau will continue to be involved at the request of the participant Tribes to provide additional technical assistance and possible training.

The Bureau's Community Development goal to improve the success of Tribal individuals reaching their education and employment objectives is supported by the *P.L. 102-477* program which combines the community development efforts of 12 programs within the Bureau, the Department of Health and Human Services, and the Department of Labor to improve education training and related services for Tribes. The Bureau awards the grants, coordinates activities among all three Federal agencies, and performs all grant functions, such as monitoring the Tribal programs.

3.3 Management Issues

Management of Indian Trust Funds

The Bureau, in conjunction with the Department of the Interior, has continued to pursue the three-part approach to trust management reform.

Fractionation of ownership of Indian allottee lands has undermined the economic vitality of allottee-owned land and severely complicates the Government's management of trust assets and resources. To curtail the exponentially growing costs to manage fractionated lands, the Bureau initiated a Land Consolidation Pilot in FY 1999. This pilot has resulted in 8,732 undivided interests being acquired at a cost of $2,041,000, as of October 31, 1999.

Reconciling Tribal trust accounts has been an on-going effort since 1987, at a total cost of more than $21 million. Although the Department proposed legislation to pay known errors for Tribal Trust accounts and to create a dispute resolution process for disputed Tribal trust fund accounts, litigation related to the Bureau's management of oil and gas leases curtailed progress on this legislation in FY 1999.

Finally, the Departmental High Level Implementation Plan sets forth 11 sub projects to address longstanding deficiencies in trust asset management. In FY 1999, the Bureau began implementation of five sub projects with funds totaling more than $24 million. Those sub projects are described as follows:

- Data Clean Up: to ensure correct and updated data such that Indian trust records are accurate and meet integrity and operational standards.
- Trust Asset and Accounting Management System: to replace the Land Records Information System and the Integrated Records Management System.
- Probate: to eliminate the estate backlog and to ensure that probates are processed in a timely manner.
- Appraisal: to ensure compliance with universal appraisal standards and to eliminate appraisal backlogs.
- Policies and Procedures: to ensure that Departmental trust policies, procedures, practices and systems are coordinated, consistent and integrated.

Records Management

While this weakness exists across nearly all areas of records management, special emphasis is being given to fully implement corrective actions and ensure the proper handling of trust-related records. While the Bureau is still heavily involved with the corrective actions for records management deficiencies, the lead in this effort has been transferred to the Office of the Special Trustee (OST), with additional funds proposed in the OST's budget request and funds transferred from the Bureau for implementation of the Plan. There are records management goals within the OST's Performance plan that address this effort.

Operations and Maintenance

The Bureau maintains and has oversight responsibilities for approximately 22 million square feet of space in more than 3,600 buildings (excluding quarters) in 26 states. Within the construction program, over 50 percent of the buildings are over 30 years old, and over 20 percent are 50 years old. Thirty years is usually considered the useful life of a building. Health and safety code deficiencies exist at many of these facilities.

The Bureau has completed a Five Year Deferred Maintenance and Construction Plan for FY 2001 to 2005. The plan includes projections for education construction projects that include advanced planning and design, replacement school construction, employee housing repairs, and education facilities improvement and repair. The plan also includes Public Safety and Justice projects which focus on the need for improvements and repairs to detention centers. The final area covered by the maintenance plan is the validation and update of the existing Facilities and Construction Operations and Maintenance (FACCOM) inventory and deferred maintenance backlog databases to the new Facilities Management Information System (FMIS).

3.4 Data Collection, Verification and Validation

The Bureau has various methods of data collection for quarterly reporting. Regional and program office coordinators compile data collected from specialists in each program area covered by the plans. These specialists obtain their data through automated systems, physical data observances, and data collection instruments or logs. Many areas of reporting are limited due to Tribal contracting and/or compacting of program operations. Under contract and/or compact, the Tribes are not required to provide reported data on a quarterly basis as is required under the Government Performance and Results Act. Additionally, since the Bureau's primary customers are Indian individuals and Tribes, information collection requirements limit what the Bureau can require the customers to provide when collecting data. Field staff make every effort to obtain compliance from Tribes in providing data, impressing the necessity of this data to ensure the successful monitoring of the Bureau's efforts towards improved services through annual goal attainment. However, keeping in line with the core of Tribal sovereignty, Tribes exercise this right in providing information to the Bureau on contracted or compacted programs.

Regional coordinators are directly connected to the Headquarters database server to input data into a status report developed for the field. Once this data is received from the Regional Offices, the results are coordinated with Headquarters program counterparts to fully evaluate the Bureau's progress on a nationwide basis. The Headquarters coordinator will then compile the data received from the Regions into an overall quarterly report for their program.

The database systems used in this process have security procedures and processes in place to insure the security of the data used in tracking and reporting the Bureau's progress. The main database for the final quarterly reports has access limited to assigned Headquarters staff.

The Bureau will focus more strongly on ensuring uniform data collection throughout its locations during FY 2000. Methods of program review are to be developed and/or refined to ensure the accuracy of data and the application of field data to final program submissions.

3.5 Program Evaluations

Current methods of review include the review of weekly and monthly reports, internal program reviews, automated system data, inspection documents, school report cards, and data collection instruments. In an effort to make performance management a more effective tool, the Bureau will begin the development and implementation of a program-by-program evaluation system to review performance management in a uniform method for each of the GPRA Program Activities. Evaluation efforts will include both field and Headquarter's review with accountability measures for all staff.

3.6 Capital Assets/Capital Programming

Schools to be constructed under goal 02.05.02.01.01 that require capital assets planning documents include:

- Southwestern Indian Polytechnical Institute's (SIPI), NM
- Tuba City Boarding School, AZ
- Baca Thoreau Consolidated Community School, NM
- Wingate Elementary School, NM
- Lummi Tribal School, WA

3.7 Use of Non-Federal Parties in Preparing this Annual Plan

The Bureau has prepared the Annual Plan in conformance with Section 220.7 of OMB Circular A-11. This Annual Plan is a derivative of the revised Strategic Plan for Fiscal Years 2000 to 2005. The Bureau distributed the proposed revised Strategic Plan to Tribal leaders for comment and posted the revised plan on the Bureau's budget web page with an electronic-mail feedback line. All comments received in relation to this effort were considered in the development of this plan. Material and information on the Bureau's efforts to comply with the GPRA mandates are provided to Tribes through the Regional Offices on a periodic basis.

3.8 Waivers for Managerial Accountability and Flexibility

The Bureau has no proposed waivers for administrative procedural requirements and controls at this time.

APPENDIX I

FY 1999 PERFORMANCE AT-A-GLANCE

APPENDIX I

GPRA Program Activity	Long-Term Goal	FY 1999 Annual Goal
TRIBAL GOVERNMENT MISSION GOAL: To provide Tribes with the resources they need to foster strong and stable Tribal Governments and exercise their authority as sovereign nations.	By 2003, the Bureau will promote Tribal Self-Determination by increasing the level of funding under Tribal contracts, compacts or grants from 56.5 percent to 61.5 percent, increasing contract support funding from 80 percent to 100 percent and reducing further barriers and impediments to Tribal contracting, compacting or grants.	The Bureau will increase the level of base funding obligations under contracts or compacts to 57.5 percent The Bureau will increase contract support funding to 83 percent.
	By 2003, the Bureau will fully implement the four major requirements of P.L. 103-176 the "Indian Tribal Justice Act" through a five-stage implementation plan.	The Bureau will complete stage one of its five-stage implementation plan for the requirements of *P.L. 103-176*, the Indian Tribal Justice Act.
	By 2003, the Bureau will improve the timeliness and quality of its Federal recognition process by reducing the number of petitions on active consideration by 15.	The Bureau will reduce the number of petitions on active consideration within the petitioning process by 3.
HUMAN SERVICES MISSION GOAL: Ensure that individual Indians residing on or near reservations who need assistance receive aid for basic essential needs such as food, clothing, shelter, and other services that improve the conditions of families.	By 2003, the Bureau will provide Tribes with improved human services assistance, the flexibility to incorporate welfare reform, and will assist 7 adult care facilities to become State Medicare providers.	The Bureau will provide repair or replacement work to 849 of the 30,179 eligible housing applicants. The Bureau will increase the number of Tribes operating comprehensive welfare plans to 15. The Bureau will assist 3 of 7 adult care facilities in becoming State Medicare providers.
PUBLIC SAFETY AND JUSTICE MISSION GOAL: To provide quality investigative and police services and technical expertise to Tribes.	By 2003, the Bureau will improve law enforcement services on Indian lands and preserve public safety for the citizens of Indian Country by reducing the Indian Country crime rate to 29 percent per 10,000 inhabitants.	The Bureau will reduce the Indian County crime rate to 33 percent by focusing on core law enforcement issues.

FY 1999 ANNUAL PERFORMANCE REPORT AT-A-GLANCE – Page 1

Target Performance	Actual Results	Comments
57.5%	56.5	Due to a Congressionally imposed moratorium prohibiting new contracts or compacts under P.L. 93-638, the goal target for FY 1999 remains at the same level that was achieved in FY 1998. The Bureau has discontinued this goal in FY 2000 due to Tribal Comments received in response to the Draft Strategic Plan.
83%	88%	The final Contract Support funding report identifies that Tribal contractors received 88% of reported need. This represents a 5% increase above the estimated level.
Stage 1 Completion	Stage 1 Complete	The final Contract Support funding report identifies that Tribal contractors received 88% of reported need. This represents a 5% increase above the estimated level.
12	12	Two petitions have been completed. 1 other petition has been completed by the Branch of Acknowledgment, but is still undergoing internal review. This goal was discontinued in FY 2000. It was determined that due to incoming petitioners and the cyclic petitioning process, this was a goal that would not see a true end mark in reducing the petitions on active consideration.
849	800	The Bureau fell 49 projects short of the proposed target level for FY 1999. The Bureau has reviewed the program processes and the new housing reporting formats and developed reasonable targets within appropriated funding to ensure the best use of resources.
15	16	The Bureau has exceeded the goal of operating comprehensive welfare plans by 1.
3	0	FY 1999 funding was not provided by the Congress to carry out this goal.
47%	Final Data Available in February	The Office of Law Enforcement Services has taken great strides in improving services and public safety in Indian Country during FY 1999. Areas of concentration include: Crime prevention programs, Vehicle Replacement, Training and Education, and Hiring. Annual crime rate data is collected from Tribes and Bureau locations on an annual basis after the close of the calendar year. The final report is published in late February.

APPENDIX I

GPRA Program Activity	Long-Term Goal	FY 1999 Annual Goal
COMMUNITY DEVELOPMENT MISSION GOAL: To provide Tribes with the resources necessary to develop a self-sustaining economic base which in turn will work to empower Tribes.	By 2003, the Bureau will improve human capital in Indian communities by increasing the success rate of participants in reaching their educational, training and employment objectives to 95 percent and by improving the success rate of self-sustaining businesses to 95 percent.	The Bureau will increase the success rate of participants in reaching their educational, training and employment objectives to 70 percent The Bureau will improve the success rate of businesses proved loan guarantees to 91 percent
	By 2003, the Indian Arts and Crafts Board (IACB) will promote public awareness of Native American art and artists by increasing public access to museum property by 10 percent, promote the economic development of American Indians and Alaska Natives through their creative work by increasing "Source Directory" entries by 25 percent, and implement the enforcement and trademark provisions of the Indian Arts and Crafts Act of 1990 by initiating 60 trademark registrations for individual Indians or Tribes.	The IACB will increase public access to museum property by two percent. The IACB will increase the number of Indian artists promoted by five percent.
	By FY 2003, the Bureau will improve the maintenance of Highway Trust Fund (HTF) constructed roads and bridges to protect the public investment and to provide safe transportation systems that are vital to Tribal economic development.	The Bureau will prioritize the maintenance of the 1,400 miles of paved roads constructed with HTF. The Bureau will inspect 245 of 750 Bureau system bridges to identify, prioritize, and address safety deficiencies.

FY 1999 ANNUAL PERFORMANCE REPORT AT-A-GLANCE – Page 2

Target Performance	Actual Results	Comments
70%	70%	The 477 Program successfully achieved its goal target for FY 1999. 70 percent of education/training and employment participants were successful in completing their training objectives or in obtaining employment.
91%	92%	Fewer loans were placed in default status in FY 1999 than expected; the Bureau exceeded this goal by 1 percent. The goal has been modified to focus on business loans provided and jobs created.
81,600	99,430	The IACB exceeded its goal for FY 1999 by benefiting from an extraordinarily active year in loaning artwork to other institutions.
200	185	Due to a significant earmark out of existing funds being devoted to education and enforcement activities, the Board has diverted staff time and resources from Source Directory revisions. Source Directory entries was determined not to be a valuable method of measuring performance for promoting Indian artists. This goal has been replaced by the number of artist exhibitions the IACB sponsors.
1,400	1,331	Emergency maintenance activities took precedence over preventive maintenance of new paved roads.
245	245	The annual performance measure of 245 bridges inspected was achieved. However not all of those bridges inspected received maintenance due to emergency road maintenance taking precedence over some routine bridge maintenance activities

APPENDIX I

GPRA Program Activity	Long-Term Goal	FY 1999 Annual Goal
ADMINISTRATIVE AND SUPPORT SERVICES MISSION GOAL: Reduce long-term costs and improve timeliness of services through the use of modern, automated techniques and processes for management and to ensure the efficient and effective use of resources for new construction, renovation, and maintenance of Bureau-funded facilities.	By 2003, the Bureau will achieve minimum acceptable standards for successful administrative processes by eliminating the Bureau's existing material weaknesses and qualifications of its financial report and improve performance beyond minimum standards by using modern management techniques while maintaining tight control on costs.	By September, 1999 the Bureau will establish records management procedures and delegations for effectiveness. The Bureau will eliminate 30 percent of reasons for qualifications to the Annual Financial Statement. The Bureau will improve the prompt pay interest penalty performance by 20 percent over FY 1998 levels.
	By 2003, the Bureau will improve the safety and functionality of facilities for clients.	The Bureau will replace two of the eight schools awaiting replacement on the Replacement School Construction Priority List. The Bureau will award seven major Facilities Improvement and Repair projects to reduce unsafe conditions at seven of the 187 education facility locations. The Bureau will replace 10 of the 20 existing unsafe and unserviceable fire trucks. The Bureau will prepare 12 of 85 radio sites for conversion to narrowband technology.

FY 1999 ANNUAL PERFORMANCE REPORT AT-A-GLANCE - Page 3

Target Performance	Actual Results	Comments
Establish Procedures	Procedures Established	Procedures were established and the Bureau has transferred records management responsibilities to the Office of Special Trustee (OST) for implementation per Departmental directive. Because OST has specific goals related to records management procedures within its Plan, the Bureau has discontinued this goal in FY 2000.
70	70	The Bureau has successfully reduced 30 percent of the items that produced a qualified audit opinion. The Bureau is working diligently to correct all deficiencies.
80	10	The Bureau has far exceeded its goal to correct Prompt Pay interest penalties. The 4th quarter Prompt Pay interest penalty rate was 10%. This effort is due in part to the Remote Data Entry implementation sites within the Office of Indian Education Programs and the credit card payment system.
6	6	The Bureau met its goal for school construction.
7	7	The Bureau met its goal for Improvement and Repair projects.
10	10	The Bureau successfully replaced the 10 fire trucks targeted for replacement on the 1997 needs listing.
73 - Remaining 12 - Complete	75 - Remaining 10 - Complete	The target was not met due to the baseline budget being absorbed by Y2K priorities in replacement, validation and renovation to systems. Only 10 of the 12 radio site systems were converted.

APPENDIX I

GPRA Program Activity	Long-Term Goal	FY 1999 Annual Goal
EDUCATION MISSION GOAL: To provide quality education opportunities from early childhood through life in accordance with the Tribal needs for cultural and economic well-being in keeping with the wide diversity of Tribes and Alaska Native villages as distinct cultural and governmental entities.	By 2003, Bureau-funded elementary and secondary schools will decrease the student dropout rate to 8 percent, increase student attendance and academic performance to 96 percent, increase availability of native language programs to 90 percent, increase accreditation rates to 96.5 percent, and provide for the safety and general well-being of students.	The Bureau will decrease the student dropout rate to 11 percent The Bureau will increase student attendance to 93 percent. The Bureau will increase Native Language programs to 84 percent. The Bureau will increase accredited schools to 94.5 percent. The Bureau will increase student transportation mileage funding to 67.8 percent of national rate. The Bureau will increase square footage within Bureau funded schools by 2.6%. The Bureau will increase the number of Tribally-operated schools by 10.
	By the year 2003, the Bureau will increase the Indian Student Count and the number of graduates from Tribally Controlled Community Colleges (TCCCs).	The Bureau will increase the Indian Student Count at TCCCs to 12,141. The Bureau will increase the number of graduates from TCCCs to 1, 532.

FY 1999 ANNUAL PERFORMANCE REPORT AT-A-GLANCE – Page 4

Target Performance	Actual Results	Comments
11%	12%	The Bureau failed to attain its targeted level of dropout rate. However, the results are based on 169 of the 173 schools, four schools did not report their data in time to be included in the analysis for this report. The results do indicate that while the dropout rate did not show an improvement, it did not show an increase either. Based on a full restructuring of Education goals, this goal has been discontinued in FY 2000.
93%	91%	The Bureau failed to attain its targeted level of increased attendance rate. However, the results are based on 169 of the 173 schools, four schools did not report their data in time to be included in the analysis for this report. In order to move an attendance rate higher than the current 91%, OIEP will focus training and technical assistance to those schools making the least progress in their goals.
84%	90%	Based on the School Year 98-99 ISEP count, 90% of the schools provided a native language program for an 8% increase. Based on a full restructuring of Education goals, this goal was moved to workload status in FY 2000.
94.5%	98%	The Bureau has exceeded their target level for this goal.
67.8%	72%	The Bureau exceeded their target level for this goal. The Bureau received $2.10; the national average is $2.92 which equates to 72%.
19,237 square feet	17,600	Based on review of data calculations and actual space availability, the target was unattainable. Due to the fluctuating nature of data for this goal, it has been discontinued for FY 2000. Based on a full restructuring of Education goals, this goal was moved to workload status in FY 2000.
118	116	The number of School Year 98-99 Contract/Grant Schools was 116 and BIA-operated schools was 69. The target was not met as Tribes opted not to convert schools to grant status. Based on the premise that it is a Tribes right to determine whether they will contract programs, this goal will be discontinued in FY 2000.
12,141	10,798	Delayed appropriations result in classes not being offered at the beginning of the academic year, resulting in students dropping out or transferring to other schools. Based on a full restructuring of Education goals. This goal was discontinued in FY 2000.
1,532	1,105	Delayed appropriations result in classes not being offered at the beginning of the academic year, resulting in students dropping out or transferring to other schools and the graduation rate lowering.

APPENDIX I

GPRA Program Activity	Long-Term Goal	FY 1999 Annual Goal
RESOURCES MANAGEMENT MISSION GOAL: To assist Indian and Alaska Natives in protecting and preserving their natural resources on Trust lands and shared off-reservation resources.	By 2003, the Bureau will successfully support the prudent management of natural resources on Indian lands, establish 25 Integrated Resource Management Plans (IRMP) planning grants, and increase the number of listed/proposed species on Tribal lands benefitting from the endangered species program to 50.	The Bureau will provide for the administration of forest product sales and permits involving 650 million board feet. The Bureau will provide for the reforestation and improvement of 4 percent of the 1.3 million acres of forest lands needing treatment. The Bureau will provide for the restoration of 80,000 acres of trust lands infested with noxious weeds to productive agronomic uses. The Bureau will provide for the enhancement of 6,500 acres of wetlands. The Bureau will increase the number of listed/proposed species on Tribal trust lands benefitting from the endangered species program to 3 out of the projected 50 species. The Bureau will increase the number of Tribes developing IRMPs by establishing five of 25 planning grants.
	By 2003, the Bureau will successfully support Tribal co-management of shared, multi-jurisdictional resources located off-reservations which provide for the exercise of treaty hunting, fishing and gathering rights.	The Bureau will maintain 17 inter-Tribal resource co-management programs. The Bureau will maintain 11 off-reservation treaty fishing access sites. The Bureau will provide for the exercise of treaty rights by 41 Tribal governments.

FY 1999 ANNUAL PERFORMANCE REPORT AT-A-GLANCE – Page 5

Target Performance	Actual Results	Comments
650 million	650 million	Final Forestry data has not been fully calculated, but estimates show that the Bureau has achieved the targeted level of 650 million board feet.
55,000	65,000	Final Forestry data has not been fully calculated, but estimates show that the Bureau has exceeded the targeted level of 55,000 acres.
80,000	80,000	The weed eradication goal was successfully met.
6,500	10,332	The Bureau has exceeded its goal for wetland enhancement.
3	3	The Bureau provided for the benefit of 3 endangered species with limited funding in FY 1999 and met its goal target.
5	12	The IRMP program has largely surpassed its expected goal target. IRMPs have become a high profile issue within the Trust Program and are expected to show great progress in FY 2000.
17	17	All co-management programs were implemented and the target level met.
11	17	The Bureau has exceeded its goal in maintaining fishing access sites.
41	41	41 Tribal programs were implemented for full goal attainment.

APPENDIX I

GPRA Program Activity	Long-Term Goal	FY 1999 Annual Goal
TRUST SERVICES MISSION GOAL: Ensure the Trust responsibility to protect and preserve Trust lands and Trust resources.	From FY 1999 to FY 2003, the Bureau will assist Tribes in establishing and defining water and land claims through negotiation.	The Bureau will assist approximately 57 Tribes by procuring defense services or private counsel. The Bureau will fund approximately 20 Departmental teams involved in land and water quantitative negotiations and implementation of Indian land and water rights claims. The Bureau will fund 80 project proposals for legal and technical research and studies.
	By 2003, the Bureau will complete a 100 percent environmental audit on 54 million acres of Trust lands.	The Bureau will complete environmental audits at approximately 17 percent of its facilities and correct deficiencies as required.
	By 2003, the Bureau will maximize the economic benefit and utilization of individually and Tribally owned trust and restricted lands by developing 13 handbooks to provide detailed information to Tribes regarding real estate transactions.	The Bureau will develop and issue 3 of 25 manuals/handbooks which will provide detailed information relative to the procedures used to process real estate transactions.
	By 2003, the Bureau will ensure that Indian dam structures do not create unacceptable risks to public safety, welfare, property, the environment, and cultural structures by completing construction on 22 of the 115 high or significant hazard dams.	The Bureau will complete repair construction to two additional dams for a total of 15 dams completing construction.

FY 1999 ANNUAL PERFORMANCE REPORT AT-A-GLANCE – Page 6

Target Performance	Actual Results	Comments
57	57	The Bureau met its projected goal target. The reported amount reflects the requests that were approved for which funds were allocated on or before September 30, 1999.
20	27	The Bureau has exceeded the projected amount of teams that were to be funded for FY 1999. The Bureau will continue to provide the highest level assistance possible to Tribes.
80	125	The Bureau was able to provide assistance through research and studies to a greater number of Tribes during FY 1999 to exceed the projected goal target.
17%	17%	The Bureau met its goal to audit and correct environmental deficiencies. Audit efforts will continue in FY 2000, however this goal has been refocused to concentrate on assistance audits and compliance efforts.
3	4 developed 0 issued	While the Bureau failed to fully attain the goal in FY 1999. No manuals were issued but 4 manuals were developed. The newly established Trust Policy and Procedures Sub-Project Office has the 4 manuals under final review to ensure they comply with the Bureau's overall trust policy.
2	1	The Bureau completed construction on one dam, however, Dam Construction was hindered by issues brought forth by an external agency which halted construction on Weber Dam.

APPENDIX II

FY 2000 GOALS AT-A-GLANCE

APPENDIX II

GPRA Program Activity	Long-Term Goal	FY 2000 Annual Goal
TRIBAL GOVERNMENT MISSION GOAL: To provide Tribes with the resources they need to foster strong and stable Tribal Governments and exercise their authority as sovereign nations.	By 2005, the Bureau will promote Indian Self-Determination by enhancing training and technical assistance by 50 percent and minimizing impediments to Tribal contracting, compacting and grants.	The Bureau will promote Indian Self-Determination by enhancing training and technical assistance by 16 percent and minimizing the impediment of limited contract support funding to Tribal contracting, compacting and grants.
	By 2005, the Bureau will strengthen Tribal Courts to a level adequate to respond to the expansive caseload arising from the *Presidential Initiative on Law Enforcement in Indian Country.*	The Bureau will implement and complete stage two of a multi-year implementation plan to improve Tribal Justice Systems and enforce the requirements of *P.L. 103-176*, the Indian Tribal Justice Act.
HUMAN SERVICES MISSION GOAL: Ensure that individual Indians residing on or near reservations who need assistance receive aid for basic essential needs such as food, clothing, shelter, and other services that improve the conditions of families.	By 2005, the Bureau will improve the quality of life in Indian communities.	The Bureau will provide repair or replacement work for an additional 548 of the 4,775 eligible housing applicants. The Bureau will increase the number of Tribes operating comprehensive welfare plans to 25. The Bureau will assist 0 adult care facilities in obtaining State Medicaid provider status. The Bureau will assist 15 Tribes in establishing/utilizing alcohol and substance abuse prevention programs.
PUBLIC SAFETY AND JUSTICE MISSION GOAL: To provide quality investigative and police services and technical expertise to Tribes.	By 2005, the Bureau will improve law enforcement services on Indian lands and preserve public safety for the citizens of Indian Country by providing a 7 percent reduction in the 1998 Indian Country crime rate for Class I and Class II offenses.	The Bureau will reduce the Indian Country crime rate from 2,347 crimes per 10,000 inhabitants to 2,323 crimes per 10,000 inhabitants.

FY 2000 GOALS AT-A-GLANCE - Page 1

Target Performance	FY 2000 Enacted Funding*	Modifications/Changes
Training 16% Contract Support 90%	347,749	Based on Tribal Comments, the goal was revised to focus on self-determination training rather than the amount of contracting the Tribes participate in. Due to the increase in Contract Support funding received, the goal target has increased.
Stage 2 Complete	11,048	Full funding requested was not appropriated for FY 2000; target levels for conferences had to be adjusted from 2 to 1.
Cumulative Number Assisted 1,348	153,797	The Bureau has conducted a review of the program processes and the new housing reporting formats and has adjusted goals levels for this goal.
Cumulative Plans 25		No changes or modifications to goal.
Cumulative Number Assisted 0		Requested funding was not appropriated for FY 2000. No adult care facilities will receive modifications or repairs.
Cumulative Tribes 15		No changes or modifications to goal.
Crime Rate 2,323 per 10,000 inhabitants	141,165	The goal measurement was adjusted on this goal based on a formula used by the Justice Department for determining the crime rate in Indian country.

*All dollar amounts are in thousands.

APPENDIX II

GPRA Program Activity	Long-Term Goal	FY 2000 Annual Goal
COMMUNITY DEVELOPMENT MISSION GOAL: To provide Tribes with the resources necessary to develop a self-sustaining economic base which in turn will work to empower Tribes.	By 2005, the Bureau will improve human capital in Indian communities. The Bureau will increase the success rate of participants in reaching their educational, training and employment objectives to 90 percent. The Bureau will leverage private sector funding for 50 additional businesses and create/sustain 1000 additional jobs in Indian communities. The Bureau will provide for the administration of forest product sales and permits.	The Bureau will increase the success rate of participants in reaching their educational, training and employment objectives to 80 percent. The Bureau will provide subsidy leverage to allow for private sector funding of 54 businesses that will create or sustain 1,000 jobs. The Bureau will provide for the administration of forest product sales and permits involving 650 million board feet.
	By 2005, the IACB will promote the economic development of Indians through their art and craft work. The IACB will initiate 60 trademark registrations for Indian arts and crafts marketing purposes. The IACB will promote 75 Indian art exhibitions. The IACB will promote public awareness of authentic Indian art by increasing public access to museum property by 5 percent. The IACB will increase public awareness and understanding of *P.L. 101-644* by 10 percent.	The IACB will establish a trademark registration program. The IACB will promote an additional 15 Indian Artist Exhibitions. The IACB will promote public awareness of authentic Indian art by increasing public access to museum property by 1 percent.
	By 2005, the Bureau will improve Highway Trust Fund (HTF) constructed and other Bureau system roads and bridges through inspection and maintenance activities to protect the public investment and to provide safe transportation systems that are vital to Tribal economic development.	The Bureau will maintain 1,600 miles of Highway Trust Fund constructed roads. The Bureau will maintain 10,000 miles of Bureau system roads (all surface types) to a safe standard. The Bureau will maintain 490 Bureau system bridges to address urgent safety deficiencies, preventive maintenance, and routine maintenance per inspection reports.

FY 2000 GOALS AT-A-GLANCE - Page 2

Target Performance	FY 2000 Enacted Funding*	Modifications/Changes
Success Rate 80%	23,950	No Changes or Modifications.
Subsidized 54 Jobs 1,000		The Bureau has modified this goal to focus on the number of businesses provided subsidy funding and the number of jobs created. These are much better measures of the level of human capital improvement being provided in Indian Communities.
Board Feet 650 million		The Bureau has relocated this goal. Although the program and funding for this goal are located within the Natural Resources budget subactivity, the goal itself lends to the accomplishment of improving human capital in Indian communities.
Program Established	1,001	The Attorney position was not filled in FY 1999, therefore, the establishment of the trademark program was postponed until FY 2000 - New Target Level.
Cumulative Exhibitions 44		No Modifications/Changes.
Visitors 100,424		Due to program review, fluctuating tourism rates, and museum pieces scheduled to be on loan, this goal's target levels have been adjusted.
Miles 1,600	26,437	No Changes or Modifications.
Miles 10,000		New goal for FY 2000.
Bridges 490		No Changes or Modifications

*All dollar amounts are in thousands.

APPENDIX II

GPRA Program Activity	Long-Term Goal	FY 2000 Annual Goal
ADMINISTRATIVE AND SUPPORT SERVICES MISSION GOAL: Reduce long-term costs and improve timeliness of services through the use of modern, automated techniques and processes for management and to ensure the efficient and effective use of resources for new construction, renovation, and maintenance of Bureau-funded facilities.	By 2005, the Bureau will achieve minimum acceptable standards for successful administrative processes by eliminating the Bureau's existing material weakness in property management, producing unqualified opinions to the financial statements and bringing prompt payment performance up to the Department's acceptable standard of 97 percent by using modern automated techniques and processes for management, while maintaining tight control on costs and utilizing customer service surveys to measure efficiency, timeliness and overall quality of Bureau customer service.	The Bureau will reduce an additional 15 percent of the basis for qualifications to the Annual Financial Statement. The Bureau will bring prompt pay performance up to 96 percent. The Bureau will develop a customer service survey to measure customer satisfaction with the Office of Tribal Services.
	By 2005, the Bureau will improve the safety and functionality of facilities for clients.	The Bureau will replace 3 primary and secondary schools on the Replacement School Construction Priority List. The Bureau will award 12 Facilities Improvement and Repair (FI&R) projects to reduce unsafe conditions at educational, administrative, and law enforcement facilities. The Bureau will prepare an additional 12 radio sites for conversion to narrowband technology. The Bureau will replace 2 of the 15 remaining unsafe and unserviceable fire trucks as noted on the 1997 Fire Truck listing.

FY 2000 GOALS AT-A-GLANCE - Page 3

Target Performance	FY 2000 Enacted Funding*	Modifications/Changes
Qualifications 70	116,688	Goal measurement has been modified to be more easily understood and to present data in a manner of positive progression.
Prompt Pay 96%		Goal measurement has been modified to be more easily understood and to present data in a manner of positive progression.
Survey Developed Clearances Approved		New goal for FY 2000.
Schools 3	243,643	Target level adjusted based on actual FY 2000 funding.
Projects 12		Target level adjusted based on actual FY 2000 funding.
Converted 12 Cumulative 22		Target level adjusted based on actual FY 2000 funding.
Trucks 2		Re-evaluation of replacement data showed an additional 10 trucks needing replacement from the 1997 list. The fire truck goal has been reinstated to continue the replacement of these vehicles.

*All dollar amounts are in thousands.

APPENDIX II

GPRA Program Activity	Long-Term Goal	FY 2000 Annual Goal
EDUCATION MISSION GOAL: To provide quality education opportunities from early childhood through life in accordance with the Tribal needs for cultural and economic well-being in keeping with the wide diversity of Tribes and Alaska Native villages as distinct cultural and governmental entities.	By the end of School Year 2004-2005, the Bureau will improve the succession of students to each educational level from early childhood development to job placement.	The Bureau will improve the percentage of students proficient in Math and Language Arts by 4 percent. The Bureau will improve the attendance rate at Bureau/Tribal schools by .5 percent. The Bureau will improve the percentage of teachers proficient in new assessments by 5 percent. The Bureau will provide for 100 percent accreditation at Bureau and Tribal schools. The Bureau will confer 1,138 degrees at Tribally Controlled Community Colleges and post-secondary schools.
	By the end of SY 2004-2005, the Bureau will provide for an improvement in technology, infrastructure, and safety management measures to maximize learning opportunities and to ensure the general well being of Indians and Alaska Native students.	The Bureau will provide 1000 replacement computers for classroom use. The Bureau will connect an additional 52 schools to Internet access. The Bureau will improve the percentage of teachers proficient in technology use by 9 percent. The Bureau will provide for a 10 percent reduction in the incidences of violence among students. The Bureau will provide student transportation mileage funding comparable to the national average through an increase of .16 per mile.

FY 2000 GOALS AT-A-GLANCE - Page 4

Target Performance	FY 2000 Enacted Funding*	Modifications/Changes
Math 47% Language 45%	428,577	The Bureau has modified the education goals to focus on improving the skills of students and teachers for the successful transition of students to each grade level.
Attendance 91.5%		The attendance rate goal has been modified to include both Bureau and Tribal school attendance. The inclusion of Tribal schools caused a lower shift in target levels due to additional variables in calculating attendance at Tribal schools.
Proficiency 59%		The Bureau has modified the education goals to focus on improving the skills of students and teachers for the successful transition of students to each grade level.
Accreditation 100%		No changes were made to this goal.
Degrees 1,138		This goal was reworded to focus on the number of degrees conferred rather than graduation rates.
Total Computers 2,826	90,063	This is a new goal that focuses on improving the level of technology to maximize learning opportunities for students.
Schools Connected 150		This is a new goal that focuses on improving technology to maximize learning opportunities.
Proficiency 54%		This is a new goal developed to focus on improving the proficiency level of teachers in the area of technology.
Incidences 11,097		This is a new goal that focuses on providing students with a safe atmosphere conducive to learning.
Mileage Funding 2.26		This goal has not changed.

*All dollar amounts are in thousands.

APPENDIX II

GPRA Program Activity	Long-Term Goal	FY 2000 Annual Goal
RESOURCES MANAGEMENT MISSION GOAL: To assist Indian and Alaska Natives in protecting and preserving their natural resources on Trust lands and shared off-reservation resources.	The Bureau will restore and enhance natural resources on Tribal Lands.	The Bureau will provide for the reforestation and improvement of an additional 15 percent of the 1.3 million acres of forest lands needing treatment. The Bureau will provide for the restoration of 80,000 acres of trust lands infested with noxious weeds to productive agronomic uses. The Bureau will provide for the enhancement of 6,500 acres of wetlands. The Bureau will provide support for an additional 90 Tribal water management projects.
	By 2005, the Bureau will provide support for Tribes to exercise their off-reservation hunting and fishing rights, for Tribes to manage and conserve fish and wildlife resources on Indian lands, and for the operation of Tribal fish hatchery maintenance projects.	The Bureau will provide for the exercise of off-reservation treaty rights by 41 Tribes. The Bureau will provide assistance in support of 50 Tribal Management programs. The Bureau will provide support for 17 maintenance projects for fishing access sites. The Bureau will provide support for 50 Tribal Fish Hatchery maintenance projects.
	By 2005, the Bureau will increase the number of Integrated Resource Management Plans (IRMPs) to 50.	The Bureau will increase the number of Tribes developing IRMPs by establishing an additional 5 planning grants.

FY 2000 GOALS AT-A-GLANCE - Page 5

Target Performance	FY 2000 Enacted Funding*	Modifications/Changes
Acres 195,000	111,346	No change to this goal.
Cumulative Acres 240,000		No change to this goal.
Cumulative Acres 19,500		No change to this goal.
Cumulative Projects 200		This is a new goal for FY 2000.
Tribes Assisted 41	35,225	No change to this goal.
Programs 50		No change to this goal.
Projects 17		No change to this goal.
Projects 50		This is a new goal for FY 2000.
Grants 17	1,914	No change to this goal.

*All dollar amounts are in thousands.

APPENDIX II

GPRA Program Activity	Long-Term Goal	FY 2000 Annual Goal
TRUST SERVICES MISSION GOAL: Ensure the Trust responsibility to protect and preserve Trust lands and Trust resources.	The Bureau will ensure that obligations under the Federal Indian trust responsibility are performed in accordance with the standards required by the laws and policies of the United States.	The Bureau will perform 67 trust evaluations.
	By 2005, the Bureau will improve the assistance provided to Tribes in establishing and defining water and land claims through negotiation.	The Bureau will assist 57 Tribes by procuring defense services or private counsel in support of water and land claims. The Bureau will fund 20 Departmental teams involved in land and water quantitative negotiations and implementation of Indian land and water rights claims. The Bureau will fund 80 project proposals for technical research and studies.
	By 2005, the Bureau will improve conditions for the environment and endangered species in Indian Country by reducing the amount of its total unperformed obligations.	The Bureau will train 500 Bureau and Tribal employees in the areas of environmental management and endangered species preservation. The Bureau will conduct compliance assistance audits and perform corrective actions at 5 Bureau Field offices. The Bureau will issue an additional 15 guidance documents on environmental management and endangered species preservation. The Bureau will provide technical or financial assistance to 75 Tribes in the areas of environmental management and endangered species preservation.
	By 2005, the Bureau will facilitate the growth of trust income through an increase in the efficient processing of trust transactions for Tribal and individual Indian land owners.	By September 2001, the Bureau will facilitate the growth of trust income by processing an additional 2,000 trust transactions for Tribal and individual Indian land owners.

Target Performance	FY 2000 Enacted Funding*	Modifications/Changes
Evaluations 67	798	This is a new goal for FY 2000.
Tribes Assisted 57	54,028	No change to this goal.
Teams 20		No change to this goal.
Project Proposals 80		No change to this goal.
Trainees 500 Cumulative 750	14,276	New environmental management goals were established for FY 2000.
Audits 10		New environmental management goals were established for FY 2000.
Guidance Docs 20		New environmental management goals were established for FY 2000.
Tribes Assisted 75		New environmental management goals were established for FY 2000.
Transactions 37,000	42,155	A new goal was developed for real estate services that focuses on improved transactions.

*All dollar amounts are thousands.

APPENDIX II

GPRA Program Activity	Long-Term Goal	FY 2000 Annual Goal
Trust Services Continued	By 2005, the Bureau will ensure that Indian dam structures do not create unacceptable risks to public safety, welfare, property, the environment, and cultural structures by completing construction on 26 dams.	The Bureau will complete repair construction on 2 dams in FY 2000 for a total of 16 dams completing construction.

FY 2000 GOALS AT-A-GLANCE - Page 7

Target Performance	FY 2000 Enacted Funding*	Modifications/Changes
Dams Complete 16	25,192	No change to this goal.

*All dollar amounts are in thousands.